

DPSCS Meeting Summary
StateStat website, August 21, 2009

Agency: DPSCS/DPP & DPDS

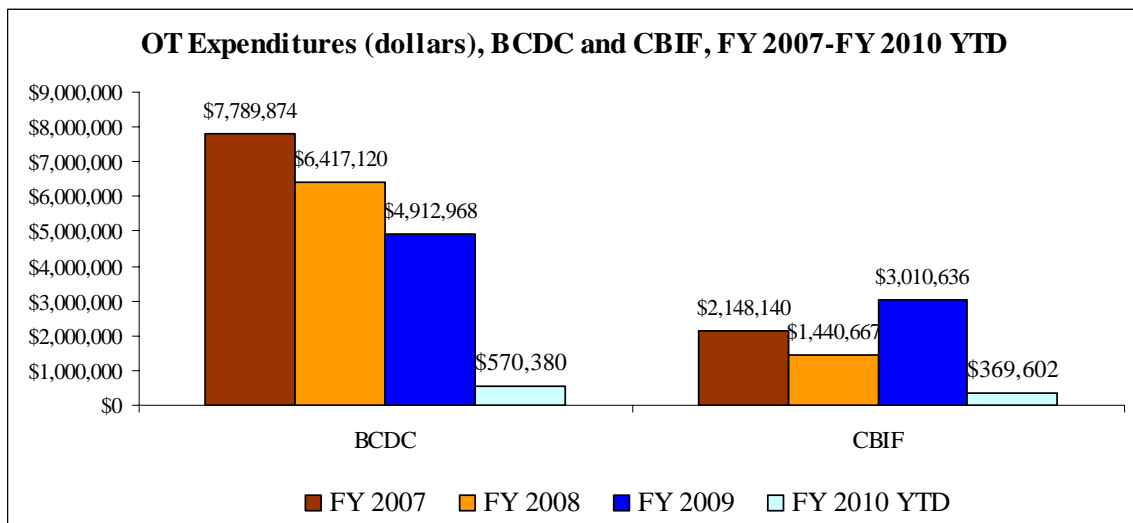
Date of Meeting: August 20, 2009

Template: Vol IV, No. 4

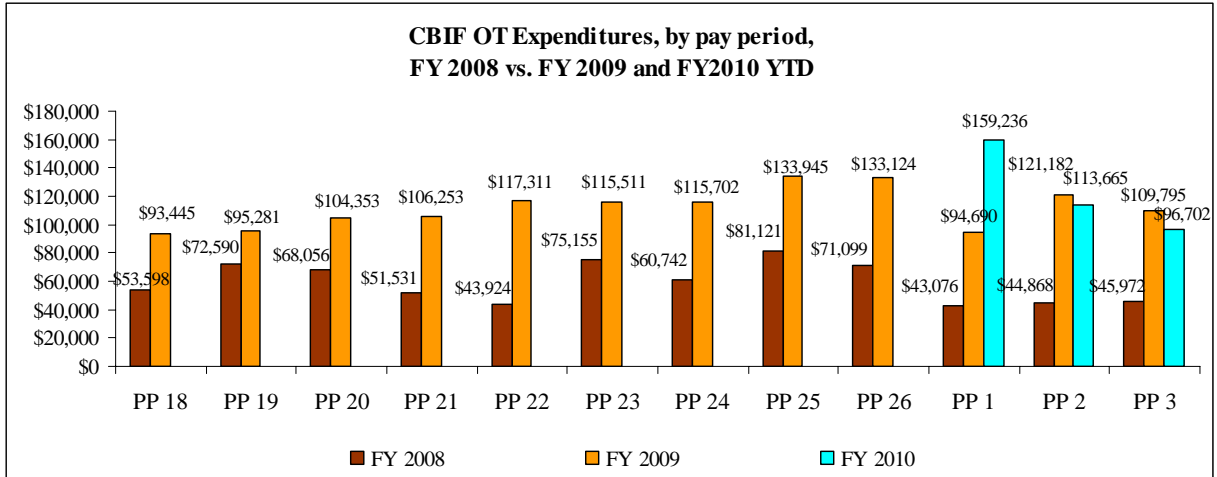
Following is a summary of issues discussed at the DPSCS—DPP/DPDS Stat on August 20, 2009. Analysis is provided by StateStat and the Governor’s Delivery Unit (GDU).

General Discussion

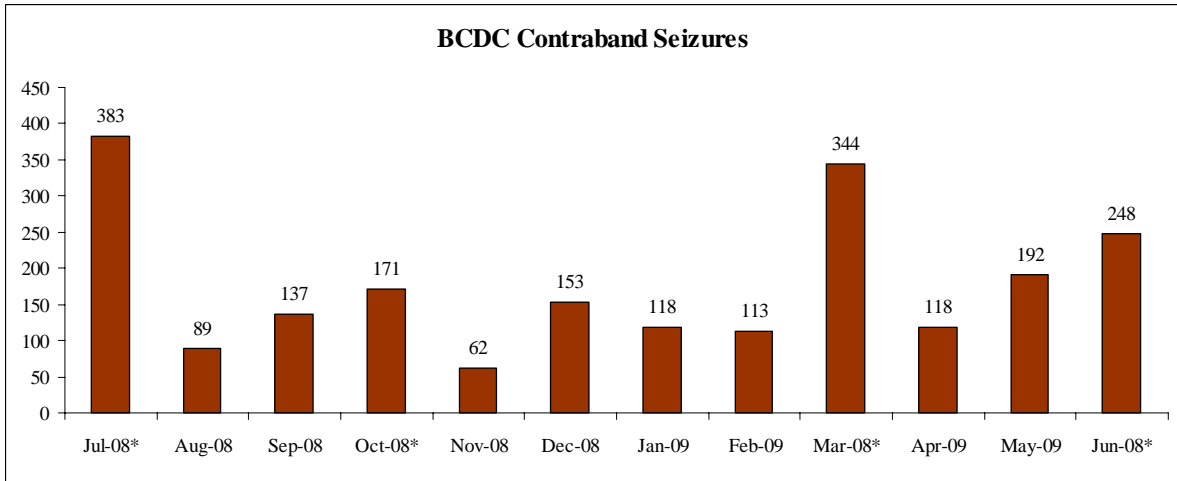
- **Overtime at DPDS.** The Department provided an update on its efforts to reduce overtime at DPDS facilities. The following chart shows OT expenditures at DPDS facilities for FY 2007-FY 2009 and FY 2010 YTD



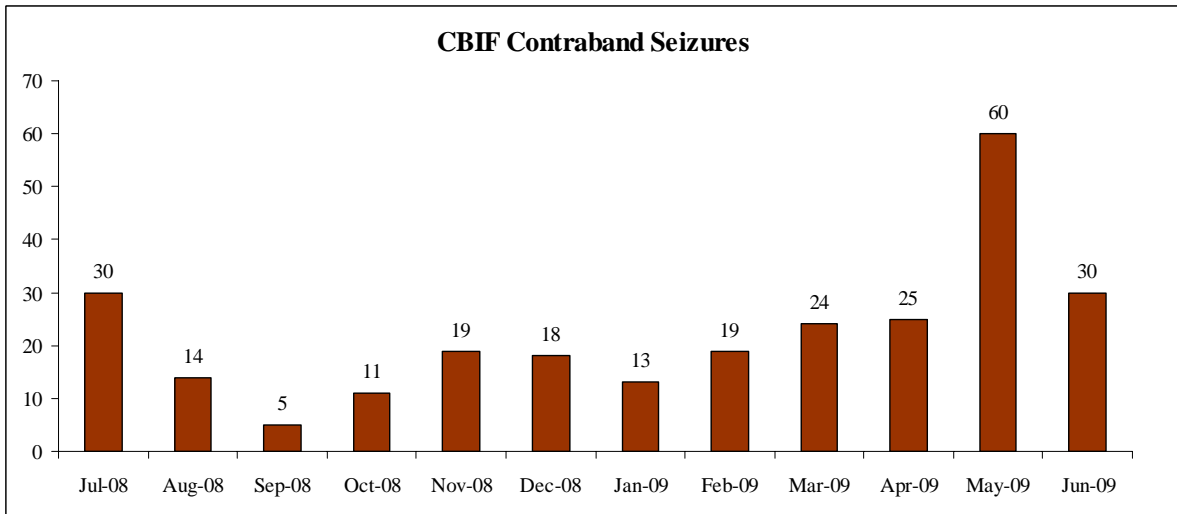
- An area of particular focus has been overtime at Central Booking and Intake, where overtime expenditures have been higher than previous fiscal years. The following chart shows CBIF OT expenditures by pay period, FY 2008 versus FY 2009 and FY 2010 YTD:



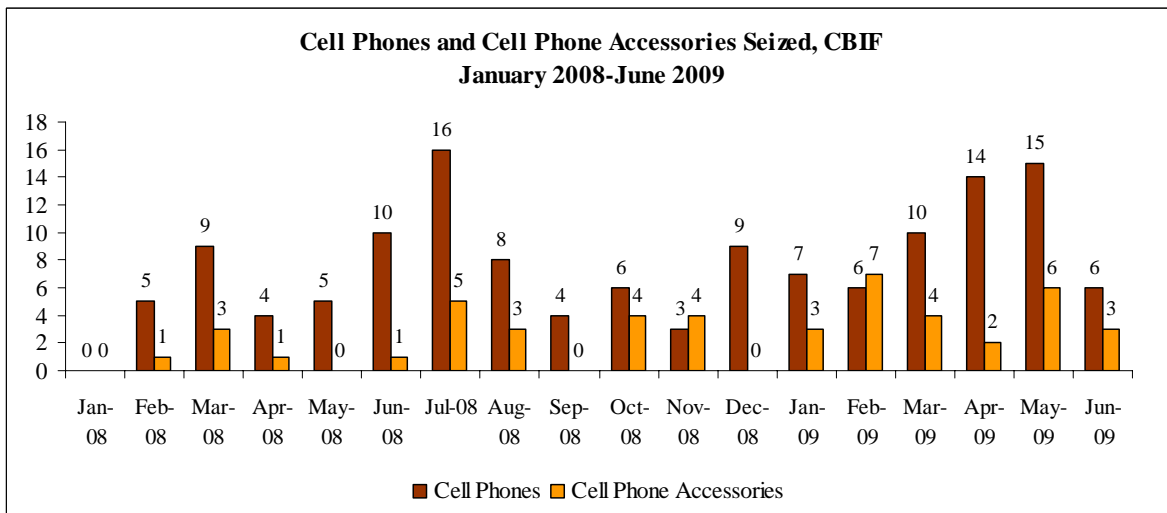

Contraband. StateStat regularly tracks the amount of contraband seized at DPDS facilities to track the effectiveness of the Department’s contraband interdiction. The following charts show the amount of contraband seized by month at BCDC and CBIF.



*indicates months when a mass facility shakedown took place

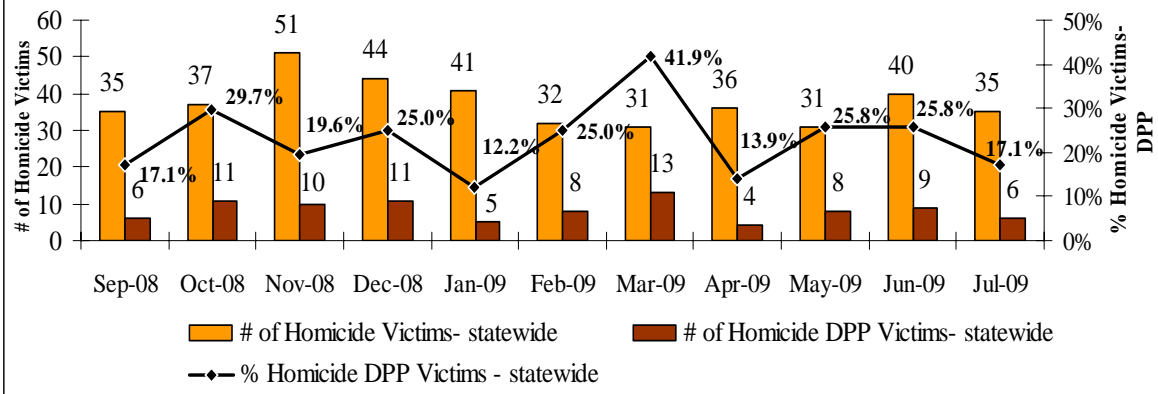


- A particular focus at recent StateStat meetings has been to ensure that seized cell phones are analyzed and that disciplinary action is taken against inmates found using cell phones behind bars. The StateStat panel initiated a discussion with DPDS leadership about how cell phones are processed and inmates are referred for prosecution and/or disciplinary action for cell phone possession.
- The following charts show the number of cell phones and cell phone accessories found at both BCDC and CBIF.



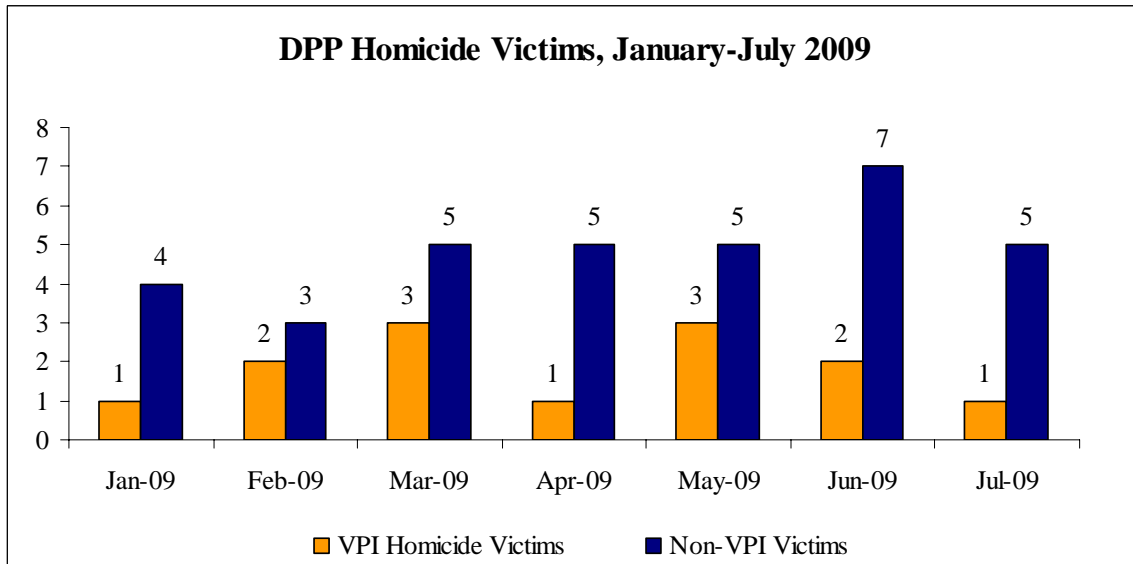
- **Violence Prevention Initiative.** One goal of VPI is to reduce the number of offenders who are killed or shot under VPI supervision. The following charts show the number of homicide victims statewide as well as overall DPP supervisee victimization through July 2009.

**# of Homicide Victims and # of Homicide DPP Victims, statewide,
by month, September 2008 through July 2009**



- In addition, the panel and Department regularly review homicide victims and suspects for both VPI supervisees and regular DPP supervisees to make sure policies are followed and discuss potential strategies for improving supervision results. The following charts show the number of DPP homicide victims and homicide suspects, January through July 2009.

DPP Homicide Victims, January-July 2009



DPP Homicide Suspects, January-July 2009

