

Agency: Maryland State Police (MSP)

Date of Meeting: September 8, 2009

Template: Vol III, No. 3

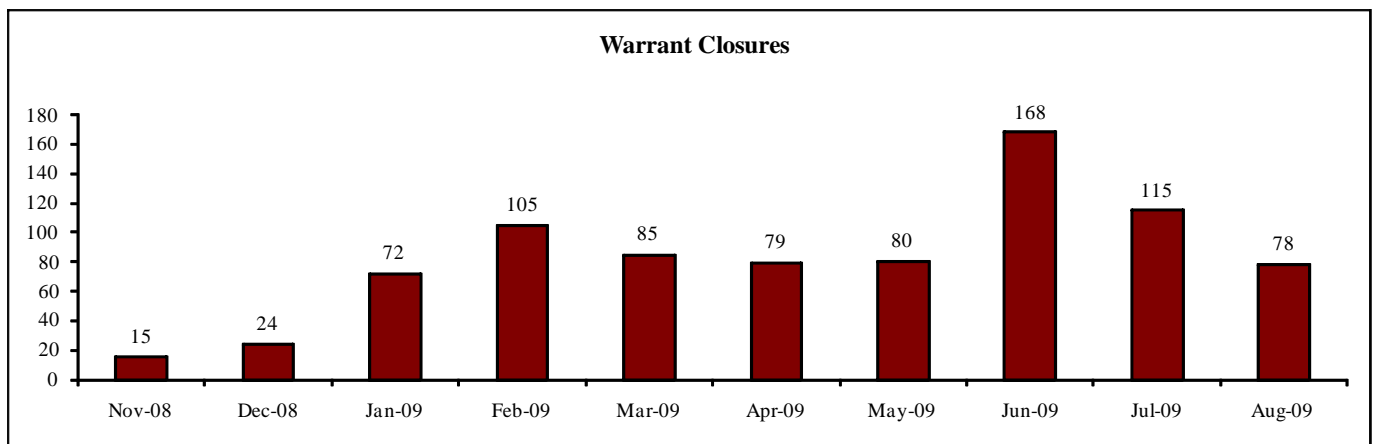
Following is a summary of the issues that were discussed at the MSP Stat on September 18, 2009. Analysis is provided by StateStat and the Governor's Delivery Unit (GDU).

General Discussion

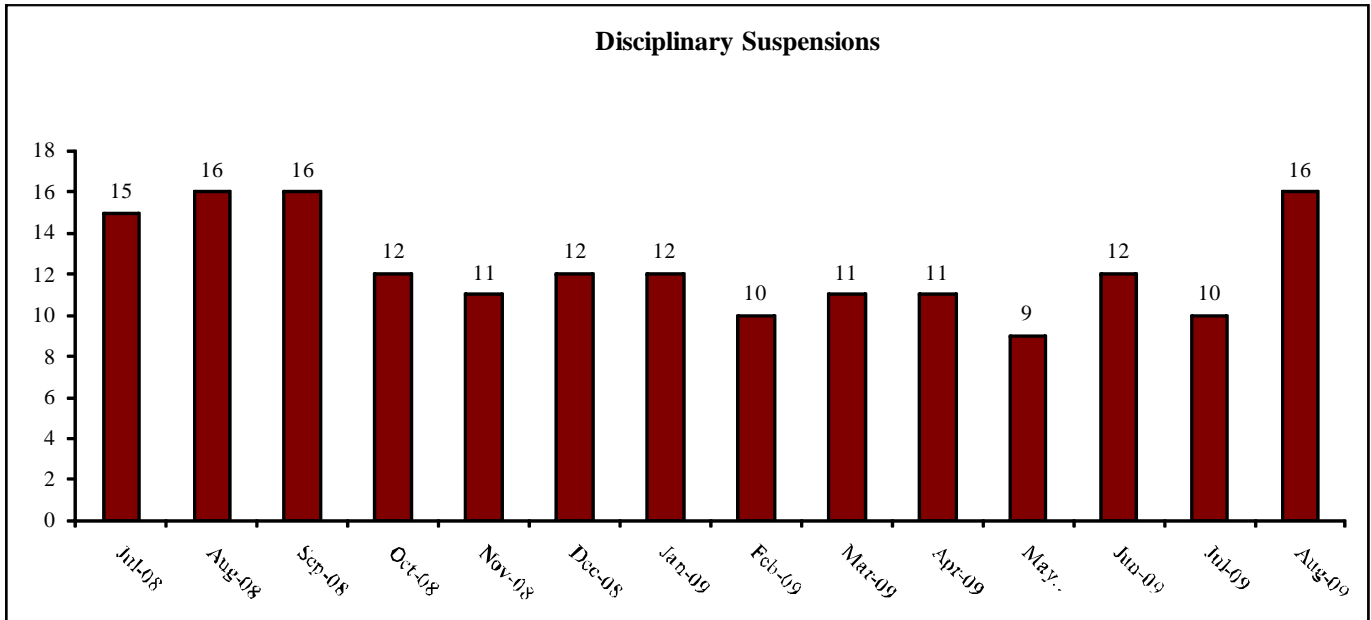
- **Capital Area Regional Fugitive Task Force (CARFTF.)** The chart below highlights warrant service efforts by the MSP through August 2009. *August warrant service totals, though exceeding the monthly target, fell below levels in previous months.*

Nov-08 to Present	All Warrants	VPI	DJS	VOP	Parole	MPD	PGSO	PG Gang	Misc.
Total	967	99	67	17	207	49	364	62	102
Closed	828	93	61	15	194	37	291	42	95
Open	139	6	6	2	13	12	73	20	7

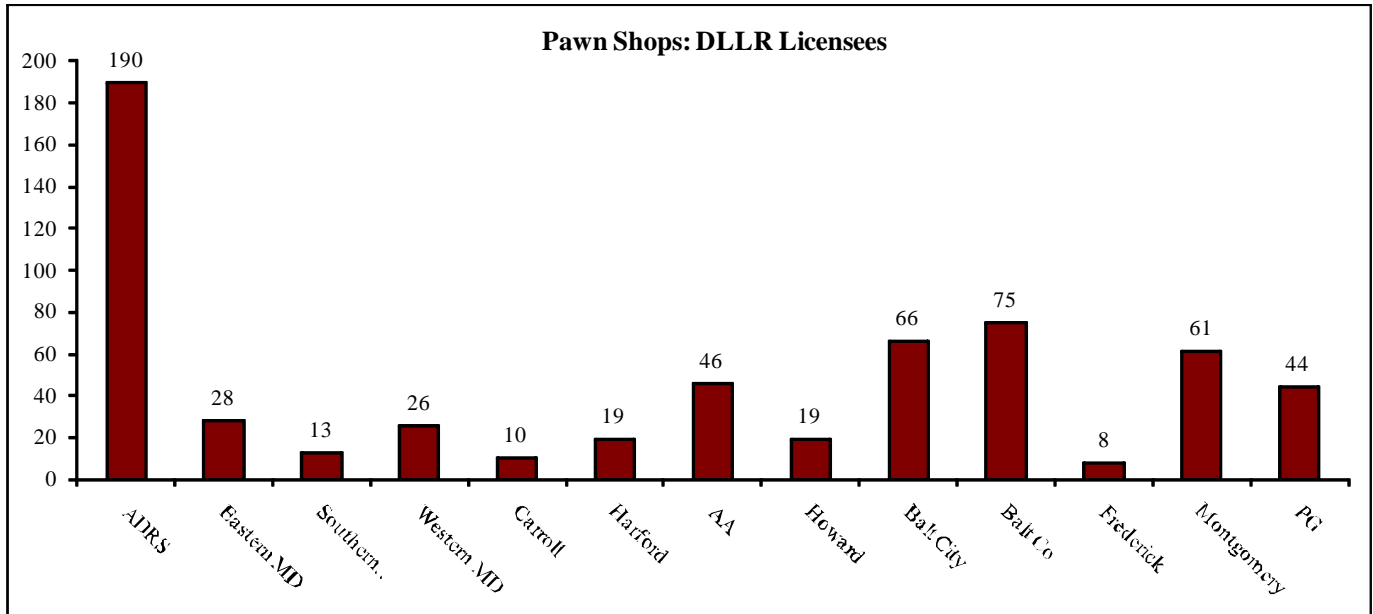
August: Performance Breakdown
-Number of Personnel This Month: 8- 6 MSP, 2MPD
-Closure Goal: 57.6 Warrant Closures (Based on established benchmark of 7.2 warrant closures per inv.)
-Total Closures: 78 (9.75 Warrant Closures per inv.) -MSP=10.83 avg., MPD=5.5 avg
-26 Admin. Closures-33%
-46 Arrest Closures-59%
-6 Detainer Closures-8%



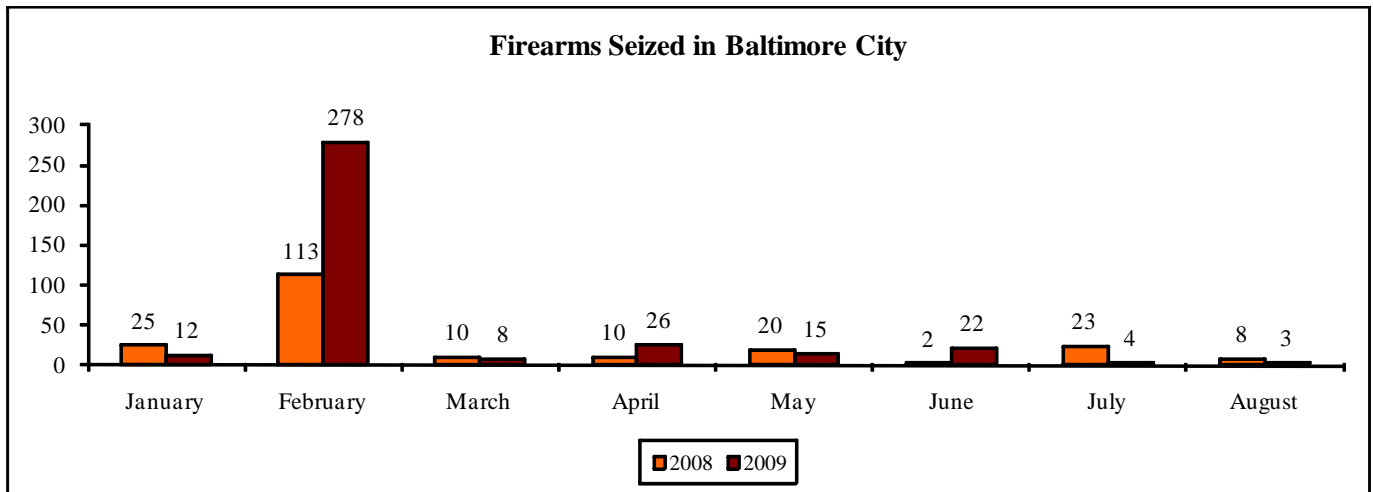
- **MVA Outstanding Warrant Program.** Through the Program, law enforcement agencies provide the names of wanted persons to the MVA, which in turn suspends the driver's license and registration of each individual. On July 10, MSP sent to all barracks a Special Order to establish procedures, guidelines and reporting requirements for all MDSP Installations for participation in the MVA Outstanding Arrest Warrant Program.
- **Disciplinary Suspensions.** The amount of disciplinary suspensions is higher than it has been since September 2008.

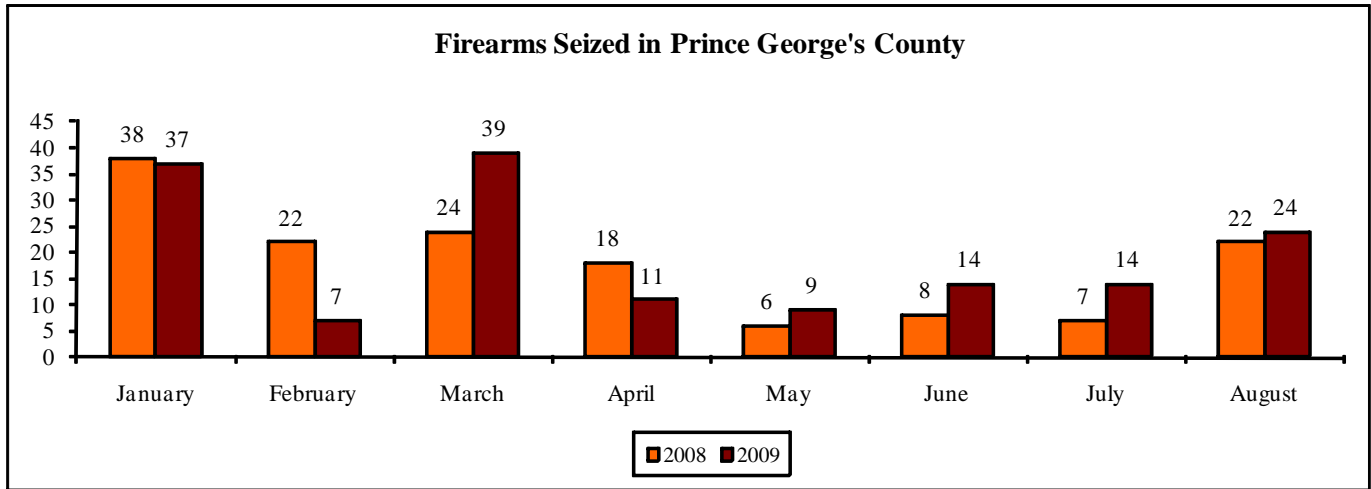


- SB 597: Secondhand Precious Metal Object Dealers and Pawnbrokers – Electronic Reporting Pawn Shops:** MSP has included pawn shop reporting as part of the template. The chart below shows pawn shops that are licensed by DLLR.



- Firearm Seizures.** MSP is reporting in its template monthly and yearly comparative data for gun seizures by the Baltimore and Prince George's Gun Task Forces. The following charts highlight this data:





- Highway Safety.** The charts below represent violations and crashes for 2009 YTD.

