



**Maryland Department of State Police
StateStat**

REPORTING PERIOD: JULY 2009

Secretary Col. Terrench B. Sheridan
Appointed June 2007


MBE CONTRACT ACTIVITY

PROCUREMENT/CONTRACT AWARDS	CURRENTLY AVAILABLE PERIOD: JULY 2009						YEAR-TO-DATE					
	Goal Achieved: 10.36%		# Waivers requested:		# Waivers granted:		Goal Achieved: 12.17%		# Waivers requested:		# Waivers granted:	
	Agency Total	Ethnic	Women	Disabled / Non-Disabled / Statewide	Total MBE/WBE	%	Agency Total	Ethnic	Women	Disabled / Non-Disabled / Statewide	Total MBE/WBE	%
Payment Totals	\$1,479,629.00	\$291,656.00 19.71%	\$145,052.00 9.80%	\$11,919.00 0.81%	\$448,627.00	30.32%	\$1,479,629.00	\$291,656.00 \$0.20	\$145,052.00 \$0.10	\$11,919.00 \$0.01	\$448,627.00	30.32%
Awards Totals	\$575,566.00	\$9,374.00 1.63%	\$10,755.00 1.87%	\$39,510.00 6.86%	\$59,639.00	10.36%	\$575,566.00	\$19,796.00 3.44%	\$10,755.00 1.87%	\$39,510.00 6.86%	\$70,061.00	12.17%
Architectural and Engineering					\$0.00		\$0.00	\$0.00	\$0.00	\$0.00	\$0.00	
Construction					\$0.00		\$0.00	\$0.00	\$0.00	\$0.00	\$0.00	
Construction Related					\$0.00		\$0.00	\$0.00	\$0.00	\$0.00	\$0.00	
Maintenance	\$53,494.00	\$3,140.00	\$1,035.00		\$4,175.00	7.80%	\$53,494.00	\$3,140.00	\$1,035.00		\$4,175.00	7.80%
Services	\$133,493.00	\$780.00		\$1,225.00	\$2,005.00	1.50%	\$133,493.00	\$780.00	\$0.00	\$1,225.00	\$2,005.00	1.50%
Supplies and Equipment	\$242,989.00	\$2,153.00	\$7,025.00	\$36,284.00	\$45,462.00	18.71%	\$242,989.00	\$12,575.00	\$7,025.00	\$36,284.00	\$55,884.00	23.00%
IT Services	\$2,000.00				\$0.00	0.00%	\$2,000.00	\$0.00	\$0.00	\$0.00	\$0.00	0.00%
IT Supplies and Equipment	\$21,375.00	\$744.00			\$744.00	3.48%	\$21,375.00	\$744.00	\$0.00	\$0.00	\$744.00	3.48%
Human, Cultural, Social & Educational					\$0.00		\$0.00	\$0.00	\$0.00	\$0.00	\$0.00	
Corporate Credit Card	\$8,608.00		\$2,364.00		\$2,364.00	27.46%	\$8,608.00	\$0.00	\$2,364.00	\$0.00	\$2,364.00	27.46%
Direct Vouchers	\$113,607.00	\$2,557.00	\$331.00	\$2,001.00	\$4,889.00	4.30%	\$113,607.00	\$2,557.00	\$331.00	\$2,001.00	\$4,889.00	4.30%

MARYLAND STATE POLICE - FORENSIC SCIENCES DIVISION
DNA STAT - CONVICTED OFFENDER PROGRAM - 2009



	At FSD to be processed for shipping to vendor	At the vendor	Returned from vendor - Now in review process at FSD	Total in CODIS CO	Total Hits		
Numbers as presented 01/01/2007	24,807~	949	1,101	28,155	594	Difference from 07	
Numbers as of 01/04/08	6,237~	2,850	10,439	53,078	881	287	48.3%
Numbers as of 01/05/2009	2,103	2,372	1,524	74,572	1308	714	120.2%
Current numbers at each point in the process	3,023	1,483	1206	80,167	1481	887	149.3%
						5,595	7.50%



Week of:	Process Info				MD CO HITS Since Jan. 5, 2009	Personnel Info							
	Received since 1-5-2009	Shipped to Vendor	Returned from vendor now in review process	Reviewed and uploaded into CODIS (CO samples only)		Outside lab assistance (hrs)	Civilian overtime (hrs)	Light duty assistance (hrs)	Total scientist time on project (hrs)	Total non-scientist time on project (hrs)	Intern (hrs)	Civilian Comp Time (hrs)	Total Hours
5-Jan-09	38	0	0	341	10	0	22.5	0	167.5	0	0	0.5	190.5
12-Jan	420	0	0	1	2	0	31	0	177.5	40	0	3	251.5
19-Jan	94	0	369	1072	1	0	36	0	121.5	28	0	0.5	186
26-Jan	81	0	402	353	0	0	33	0	150	62	0	2	247
2-Feb	427	0	399	-7	11	0	31.5	0	154	120	0	26.5	332
9-Feb	303	846	400	381	3	0	32.5	0	168.5	115	0	0.5	316.5
16-Feb	282	0	311	736	0	0	31.5	0	88	120	0	2.5	242
23-Feb	193	0	403	46	0	0	13.25	0	165.5	107	0	5	290.75
2-Mar	261	839	0	340	5	0	19	0	155.5	101.5	0	5	281
9-Mar	210	0	0	392	10	0	37	0	140.5	112	0	3	292.5
16-Mar	202	0	0	0	3	0	6.5	0	172.5	120	0	17	316
23-Mar	221	0	0	18	0	0	6.5	0	121	120	0	9.5	257
30-Mar	252	0	0	-2	6	0	4.5	0	158.5	118.5	0	13	294.5
6-Apr	192	0	0	0	7	0	3	0	157	99	0	3.5	262.5
13-Apr	101	0	0	1	2	0	2	0	127	102.5	0	10	241.5
20-Apr	215	0	0	23	3	0	8	0	143	109.5	0	26	286.5
27-Apr	220	0	383	-1	1	0	1	0	145	160	0	20.5	326.5
4-May	195	0	430	-1	0	0	4	0	60	152	0	17.5	233.5
11-May	165	813	396	352	6	0	4.5	0	149.5	156	0	19	329
18-May	180	0	0	1	5	0	7.5	0	105	144	0	17	273.5
25-May	195	880	0	-1	1	0	5	0	147	112	0	27.5	291.5
1-Jun	159	0	413	400	3	0	6.5	0	153.5	139	0	24.5	323.5
8-Jun	216	0	0	359	12	0	11.5	0	164.5	158.5	0	35	369.5

	Process Info				MD CO HITS Since Jan. 5, 2009	Personnel Info							
	Received since 1-5-2009	Shipped to Vendor	Returned from vendor now in review process	Reviewed and uploaded into CODIS (CO samples only)		Outside lab assistance (hrs)	Civilian overtime (hrs)	Light duty assistance (hrs)	Total scientist time on project (hrs)	Total non-scientist time on project (hrs)	Intern (hrs)	Civilian Comp Time (hrs)	Total Hours
15-Jun	154	0	0	0	4	0	1.5	0	226	112	0	21.5	361
22-Jun	139	0	381	0	2	0	8	0	180.5	109	0	31.5	329
29-Jun	134	922	0	0	3	0	8.5	0	140.5	84	0	16	249
6-Jul	215	0	0	0	7	0	11.5	0	123.5	118	0	36.5	289.5
13-Jul	215	0	404	0	0	0	1	0	136.5	110.5	0	17	265
20-Jul	157	0	868	39	4	0	0	0	191	104	0	20	315
27-Jul	166	0	0	17	0	0	0	0	158	109	0	28	295
3-Aug	113	993	0	797	3	0	0	0	168	102	0	39.5	309.5
10-Aug	256	0	0	447	1	0		0	118.5	96	0	19.5	234
17-Aug	143	0	421	-94	3	0	0	0	189.5	112	0	19	320.5
24-Aug	173	0	0	-414	5	0	0	0	232.5	102	0	33	367.5
31-Aug													0
7-Sep													0
14-Sep													0
21-Sep													0
28-Sep													0
5-Oct													0
12-Oct													0
19-Oct													0
26-Oct													0
2-Nov													0
9-Nov													0
16-Nov													0
23-Nov													0
30-Nov													0
7-Dec													0
14-Dec													0
21-Dec													0
28-Dec													0
Total	6687	5293	5980	5596	123	0	388.25	0	5156.5	3655	0	570	9769.75

~ this figure includes duplicate and non-qualifying samples.

The total "hits" box at the top of the chart reflects all hits against the data, (ie: case-to-case, other states to our state data, convicted offender & arrestee), whereas the total in the "hits" column of the chart is exclusively convicted offender hits


The hit totals for 1/1/07, 1/4/08 and 1/5/09 were adjusted based on computer calculated numbers and not hand generated calculations

Note: periodic reconciliation will need to occur every 4-6 weeks to re-establish actual numbers at each point
variance shouldn't be too large but with the removal of control samples, failed samples etc. It will be necessary to make minor adjustments.

MARYLAND STATE POLICE - FORENSIC SCIENCES DIVISION
DNA STAT - Samples of Those Charged with Qualifying Crimes - 2009



	At FSD to be processed for shipping to vendor	At the vendor	Returned from vendor - Now in review process at FSD	Total in CODIS Charged Persons	Total Hits	Difference from start	
Numbers as of 01/01/2009	0	0	0	0	0		
Current numbers at each point in the process	3864*	373	0	2486	25	25	na



Process Info										
Received since 1-5 2009	Samples with an Arraignment Date	Shipped to Vendor	Returned from vendor	Reviewed and uploaded into CODIS (charged only)	Samples expunged		Samples administratively removed	Charged persons recollected as an offender	MD Charged HITS Since Jan. 5, 2009	
					not in CODIS	removed from CODIS				
Week of:										
5-Jan-09	163	0	0	0	0	0	0	0	0	0
12-Jan	213	1	0	0	0	0	0	0	0	0
19-Jan	174	2	0	0	0	0	0	0	0	0
26-Jan	225	4	0	0	0	0	0	0	0	0
2-Feb	213	21	0	0	0	0	0	0	0	0
9-Feb	215	38	39	36	29	0	15	0	0	0
16-Feb	238	40	0	2	0	0	50	0	0	0
23-Feb	208	7	88	0	0	0	0	0	0	0
2-Mar	224	63	0	88	88	0	0	0	0	0
9-Mar	232	0	155	0	0	48	0	0	0	1
16-Mar	198	74	0	155	155	18	0	0	0	0
23-Mar	195	7	183	0	0	0	0	0	0	0
30-Mar	274	65	0	183	0	15	0	0	0	0
6-Apr	196	8	166	0	183	0	108	0	0	0
13-Apr	227	87	0	0	0	51	0	0	0	1
20-Apr	221	184	154	166	156	31	0	0	0	0
27-Apr	220	21	162	154	0	64	0	0	0	2
4-May	237	103	0	162	144	40	0	0	0	0
11-May	253	0	174	0	147	0	0	0	0	0
18-May	191	68	0	0	0	45	0	0	0	1
25-May	254	16	198	174	0	1	0	0	0	0
1-Jun	229	89	0	0	161	42	52	0	0	0
8-Jun	259	17	291	184	0	32	0	0	0	1
15-Jun	257	109	0	0	184	96	0	0	0	3
22-Jun	248	9	267	291	0	0	121	0	0	2
29-Jun	210	86	0	0	274	16	0	0	0	1
6-Jul	379	36	221	267	0	31	0	0	0	2
13-Jul	203	199	0	0	251	0	31	0	0	0

Process Info									
Received since 1-5 2009	Samples with an Eligible Arraignment Date	Shipped to Vendor	Returned from vendor	Reviewed and uploaded into CODIS (charged only)	Samples expunged		Samples administrative ly removed	Charged persons recollected as an offender	MD Charged HITS Since Jan. 5, 2009
					not in CODIS	removed from CODIS			
20-Jul	241	91	256	219	0	59	72	0	1
27-Jul	284	251	0	256	206	0	0	0	1
3-Aug	212	43	341	0	241	44	0	0	3
10-Aug	286	219	0	0	0	69	0	0	1
17-Aug	250	65	373	341	0	8	0	0	2
24-Aug	189	189	0	0	321	0	28	86	3
31-Aug									
7-Sep									
14-Sep									
21-Sep									
28-Sep									
5-Oct									
12-Oct									
19-Oct									
26-Oct									
2-Nov									
9-Nov									
16-Nov									
23-Nov									
30-Nov									
7-Dec									
14-Dec									
21-Dec									
28-Dec									
Total	7818		3068	2678	2540	738	535	0	25

For the State total "hits" see the top box on the convicted offender chart.

For the State Total number of DNA profiles in CODIS for both CO and Arrestee-see top chart on CO chart.

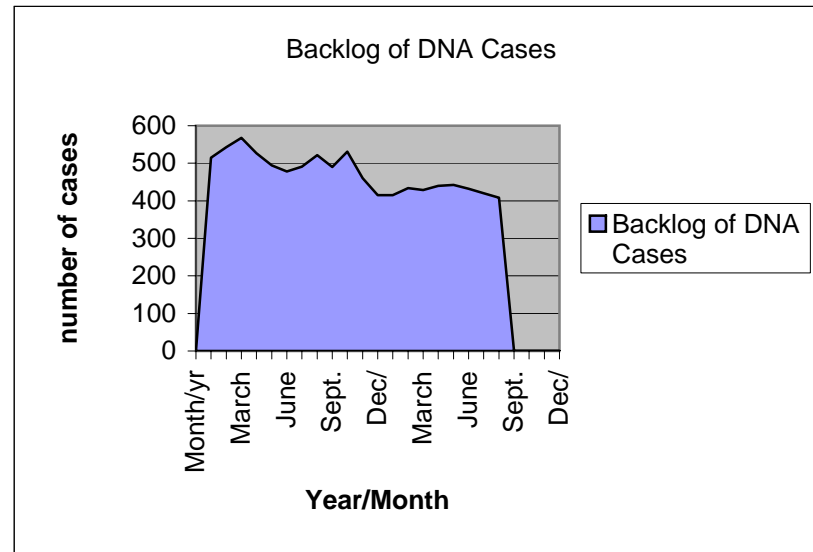
*Note: periodic reconciliation will need to occur every 4-6 weeks to re-establish actual numbers at each point variance shouldn't be too large but with the removal of control samples, failed samples etc. It will be necessary to make minor adjustments.

Forensic Biology Casework Backlog Through August 2009

Oldest date	Backlog count	Crime
3/10/2004	75	Homicide / Att. Homicide
1/22/2007	3	Fatal Accident
5/10/2005	30	Sexual Assault
2/9/2006	21	Sex Offense
10/27/2006	5	Sexual Child Abuse
8/6/2009	1	Child Abuse
3/27/2007	42	Armed Robbery/Robbery
1/16/2009	3	Shooting
12/4/2007	19	Assault
6/12/2008	2	Kidnapping
3/30/2006	62	Burglary
2/29/2008	4	Breaking and Entering
2/2/2007	31	Motor Vehicle Theft
5/20/2008	5	Theft
#N/A	4	Unattended Death/Suicide
7/21/2009	2	Hit and Run
7/25/2008	8	Handgun Possession/Violation
5/28/2000	32	Other
12/20/2005	59	Rape
	408	Total

Backlog of DNA Cases TARGET

Month/yr	Backlog of DNA Cases	TARGET
2008/Jan	515	
Feb.	543	
March	568	
April	527	
May	494	
June	478	
July	491	
August	522	
Sept.	490	
Oct.	531	
Nov.	460	
Dec/	415	
2009/Jan	415	
Feb.	434	
March	429	
April	440	
May	442	
June	432	432
July	420	422
August	408	412
Sept.		403
Oct.		394
Nov.		385
Dec/		376





Maryland Department of State Police
StateStat

REPORTING PERIOD: JULY 2009

MBE CONTRACT ACTIVITY - EXCLUDING SOLE SOURCE AWARDS & PAYMENTS

Goal Achieved: **18.46%**

Goal Achieved:

PROCUREMENT/CONTRACT AWARDS	CURRENTLY AVAILABLE PERIOD: JULY 2009						YEAR-TO-DATE					
	Agency Total	Ethnic	Women	Disabled / Non-Profit / Skilled	Total MBE/WBE	%	Agency Total	Ethnic	Women	Disabled / Non-Profit / Skilled	Total MBE/WBE	%
Payment Totals	\$1,479,629.00	\$291,656.00 19.71%	\$145,052.00 9.80%	\$11,919.00 0.81%	\$448,627.00	30.32%					\$0.00	
Awards Totals	\$323,112.00	\$9,374.00 2.90%	\$10,755.00 3.33%	\$39,510.00 12.23%	\$59,639.00	18.46%	\$0.00	\$0.00	\$0.00	\$0.00	\$0.00	
Architectural and Engineering					\$0.00						\$0.00	
Construction					\$0.00						\$0.00	
Construction Related					\$0.00						\$0.00	
Maintenance	\$21,099.00	\$3,140.00	\$1,035.00		\$4,175.00	19.79%					\$0.00	
Services	\$32,066.00	\$780.00		\$1,225.00	\$2,005.00	6.25%					\$0.00	
Supplies and Equipment	\$126,357.00	\$2,153.00	\$7,025.00	\$36,284.00	\$45,462.00	35.98%					\$0.00	
IT Services					\$0.00						\$0.00	
IT Supplies and Equipment	\$21,375.00	\$744.00			\$744.00	3.48%					\$0.00	
Human, Cultural, Social & Educational					\$0.00						\$0.00	
Corporate Credit Card	\$8,608.00		\$2,364.00		\$2,364.00	27.46%					\$0.00	
Direct Vouchers	\$113,607.00	\$2,557.00	\$331.00	\$2,001.00	\$4,889.00	4.30%					\$0.00	

SBR INDICATORS	Agency Total	Total SBR	# Designated Procurements	%	Agency Total	Total SBR	# Designated Procurements	%
Payment Totals	\$622,742	\$134,293	58	21.56%	\$622,742	\$134,293	59	21.56%

Personnel	Jun-09	Jul-09	Aug-09	Fiscal Year 10				FY '09	
				Average	Minimum	Maximum	Total	Average	Total
Total Authorized PINS	2351	2348	2345	2347	2345	2348	n/a	2369	
Total Vacancies	125	133	139	136	133	139	n/a	163	
Total Actual	2226	2215	2206	2211	2206	2215	n/a	2206	
	Jun-09	Jul-09	Aug-09	Average	Minimum	Maximum	Total	Average	
Sworn Authorized PINS	1569	1569	1568	1569	1568	1569	n/a	1580	
Sworn vacancies	73	85	94	90	85	94	n/a	101	
Sworn Actual	1496	1484	1474	1479	1474	1484	n/a	1479	
	Jun-09	Jul-09	Aug-09	Average	Minimum	Maximum	Total	Average	
Civilian PINS	782	779	777	778	777	779	n/a	788	
Civilian Vacancies	52	48	45	47	45	48	n/a	62	
Civilian Actual	730	731	732	732	731	732	n/a	726	
	Jun-09	Jul-09	Aug-09	Average	Minimum	Maximum	Total	Average	
Active Military	10	9	9	9	9	9	n/a	9	
Light Duty	31	35	32	34	32	35	n/a	31	
Medical Suspensions	3	5	4	5	4	5	n/a	2	
Disciplinary Suspensions	12	10	16	13	10	16	n/a	12	
Extended Sick Leave	20	20	15	18	15	20	n/a	18	
	Jun-09	Jul-09	Aug-09	Average	Minimum	Maximum	Total	Average	
Separations of Employment									
Sworn	5	12	10	11	10	12	22	9	
Civilian	4	6	5	6	5	6	11	5	

Hiring- Sworn	Jun-09	Jul-09	Aug-09	Fiscal Year 10				FY '09	
				Average	Minimum	Maximum	Total	Average	Total
Applicants	120	106	180	143	106	180	286	153	1841
Interviews	20	27	17	22	17	27	44	21	249
Tests	120	119	136	128	119	136	255	107	1285
Rejected- Background	1	2	1	2	1	2	3	2	26
Rejected- Other	104	102	127	115	102	127	229	111	1326
Hired	N/A	N/A	N/A						

Workplace Safety	Jun-09	Jul-09	Aug-09	Fiscal Year 10				FY '09	
				Average	Minimum	Maximum	Total	Average	Total
FROI to IWIF	35	35		35	35	35	35	33	397
FROI Lag 3 Days or less	29	31		31	31	31	31	28	334
Percentage	83%	89%		89%	89%	89%	89%	84%	84%
FROI Lag > 3 Days	6	4		4	4	4	4	5	63
Percentage	17%	12%		12%	12%	12%	12%	16%	16%

Police Communications Operators	Jun-09	Jul-09	Aug-09	Fiscal Year 10				FY '09	
				Average	Minimum	Maximum	Total	Average	Total
Funded Positions	137	137	137	137	137	137	n/a	137	
Filled Positions	130	132	134	133	132	134	n/a	129	
Vacant Positions	7	5	3	4	3	5	n/a	9	
Percent Vacant	5%	4%	3%	0	0.03	0.04	n/a	0	
Separations	0	1	0	1	0	1	13	1	
New Hires	2	3	3	3	0	3	12	1	

MDSP State Stat
Colonel T. B. Sheridan, Superintendent

Monthly Reporting Periods				FY10				FY 09		
	Jun-09	Jul-09	Aug		Avg/Month	Minimum	Maximum	Total	Avg/Month	Total
Applications Received	3394	2967	2818		2893	2818	2967	5785	3578	42933
Applications Approved	3331	2900	2756		2828	2756	2900	5656	3474	41684
Applications Disapproved	42	43	39		41	39	43	82	67	800
Applications Pending	21	24	23		24	23	24	47	66	794

SWORN OVERTIME

		07/01-07/28/09	07/29-08/25/09	TOTAL	AVG	MAX	MIN	FY09	+/-	%
WATERLOO	A	72	36	108	54	72	36	166	-58	-35%
FREDERICK	B	163	101	264	132	163	101	347	-83	-24%
CUMBERLAND	C	126	102	228	114	126	102	311	-83	-27%
BEL AIR	D	332	165	497	249	332	165	1080	-583	-54%
SALISBURY	E	218	136	354	177	218	136	470	-116	-25%
NORTH EAST	F	333	220	553	277	333	220	608	-55	-9%
WESTMINSTER	G	431	329	760	380	431	329	1085	-325	-30%
LAPLATA	H	54	14	68	34	54	14	111	-43	-39%
EASTON	I	402	436	838	419	436	402	819	19	2%
FORRESTVILLE	L	92	107	199	100	107	92	250	-51	-20%
JFK	M	192	259	451	226	259	192	420	31	7%
ROCKVILLE	N	139	46	185	93	139	46	237	-52	-22%
HAGARSTOWN	O	103	76	179	90	103	76	305	-126	-41%
GLEN BURNIE	P	82	88	170	85	88	82	261	-91	-35%
COLLEGE PARK	Q	76	89	165	83	89	76	201	-36	-18%
GOLDEN RING	R	165	121	286	143	165	121	320	-34	-11%
CENTERVILLE	S	230	239	469	235	239	230	589	-120	-20%
LEONARDTOWN	T	172	40	212	106	172	40	265	-53	-20%
PRINCE FREDERICK	U	129	177	306	153	177	129	234	72	31%
BERLIN	V	107	46	153	77	107	46	270	-117	-43%
MCHENRY	W	60	34	94	47	60	34	126	-32	-25%
PRINCESS ANNE	X	132	107	239	120	132	107	256	-17	-6%
		3810	2968	6778	3389	3810	2776	8730	-1952	-22%
		56%	44%	100%						

CIVILIAN OVERTIME

		<u>07/01-07/28/09</u>	<u>07/29-08/25/09</u>	<u>TOTAL</u>	<u>AVG</u>	<u>MAX</u>	<u>MIN</u>	<u>FY09</u>	<u>+/-</u>	<u>%</u>
WATERLOO	A	38	71	109	55	71	38	179	-70	-39%
FREDERICK	B	42	62	104	52	62	42	121	-17	-14%
CUMBERLAND	C	44	32	76	38	44	32	46	30	67%
BEL AIR	D	32	16	48	24	32	16	73	-25	-35%
SALISBURY	E	132	139	271	136	139	132	277	-6	-2%
NORTH EAST	F	100	79	179	90	100	79	236	-57	-24%
WESTMINSTER	G	189	121	310	155	189	121	268	42	16%
LAPLATA	H	48	47	95	48	48	47	38	57	153%
EASTON	I	44	26	70	35	44	26	75	-5	-6%
FORRESTVILLE	L	158.5	81	240	120	159	81	261	-22	-8%
JFK	M	71	54.5	126	63	71	55	99	27	27%
ROCKVILLE	N	18	0	18	9	18	0	46	-28	-61%
HAGARSTOWN	O	37	41	78	39	41	37	75	3	4%
GLEN BURNIE	P	41	78	119	60	78	41	226	-107	-47%
COLLEGE PARK	Q	47	24	71	36	47	24	150	-79	-53%
GOLDEN RING	R	158	64	222	111	158	64	121	101	84%
CENTERVILLE	S	16	34	50	25	34	16	43	7	17%
LEONARDTOWN	T	109.5	64	174	87	110	64	120	54	45%
PRINCE FREDERICK	U	168.5	156	325	162	169	156	190	135	71%
BERLIN	V	13	22	35	18	22	13	100	-65	-65%
MCHENRY	W	16	0	16	8	16	0	66	-50	-76%
PRINCESS ANNE	X	57	91	148	74	91	57	159	-11	-7%
		<u>1579.5</u>	<u>1302.5</u>	<u>2882</u>	<u>1441</u>	<u>1742</u>	<u>1141</u>	<u>2968</u>	<u>-86</u>	<u>-3%</u>
		55%	45%	100%						

Monthly Reporting Statistics						Rolling 4 Months			
Traffic Safety	May-09	Jun-09	Jul-09	Aug-09	% Change	Average	Minimum	Maximum	Total
Total Violations Issued	66,299	68,177	75,164	89,250	18.7%	57,355	66,299	89,250	298,890
Seatbelt Citations	5,650	3,533	4,081	3,821	-6.4%	39,497	3,533	5,650	17,085
Warnings Issued	28,755	29,893	36,180	39,663	9.6%	18,947	28,755	39,663	134,491
Citations Issued	35,188	35,773	36,091	46,427	28.6%	35,996	35,188	46,427	153,479
DUI Arrests	623	705	688	903	31.3%	19,550	623	903	2,919
SERO's	2,356	2,511	2,893	3,160	9.2%	1,730	2,356	3,160	10,920
Crashes and Fatalities	May-09	Jun-09	Jul-09	Aug-09	% Change	Average	Minimum	Maximum	Total
Fatalities	19	15	23	21	-8.7%	20,004	15	23	78
Non-restraint Fatalities	8	7	6	7	16.7%	13	6	8	28
Total Crashes	1,601	1,732	1,535	2,224	44.9%	890	1,535	2,224	7,092
Fatal Crashes	19	14	21	21	0.0%	896	14	21	75
Commercial Vehicles	May-09	Jun-09	Jul-09	Aug-09	% Change	Average	Minimum	Maximum	Total
Commercial Vehicle Citations Issued	4,513	3,474	4,134	4,780	15.6%	22,107	3,474	4,780	16,901
Commercial Vehicle Fatalities	3	1	3	1	-66.7%	2,114	1	3	8
Trucks Taken Out-of-Service	1,493	1,038	1,356	1,451	7.0%	668	1,038	1,493	5,338
Roadside Inspections	6,325	5,520	6,616	7,670	15.9%	3,934	5,520	7,670	26,131
Criminal	May-09	Jun-09	Jul-09	Aug-09	% Change	Average	Minimum	Maximum	Total
Adult Arrests	590	623	704	797	13.2%	20,333	590	797	2,714
Juvenile Arrests	219	232	244	321	31.6%	466	219	321	1,016
Guns Seized	34	30	88	83	-5.7%	156	30	88	235
Civil Citation	22	52	46	34	-26.1%	49	22	52	154
General	May-09	Jun-09	Jul-09	Aug-09	% Change	Average	Minimum	Maximum	Total
Patrol Checks	3,989	4,080	4,400	5,308	20.6%	22,216	3,989	5,308	17,777
AIRS	29,854	31,441	32,891	41,696	26.8%	19,207	29,854	41,696	135,882

Form Updated: 9/1/2009

* Time Period for August is July 22-August 31, 2009 (TEN ADDITIONAL DAYS)

Barrack / County	Felony Open	Homicide				Mnslaughter				Rape				Robbery			
		Detainer	O.S.U.*	Active Open	Detainer	O.S.U.*	Active Open	Detainer	O.S.U.*	Active Open	Detainer	O.S.U.*	Active Open	Detainer	O.S.U.*	Active	
Bk A - Howard	4	0	0	0	0	0	0	0	0	0	0	0	0	0	0	0	
Bk B - Frederick	17	0	0	0	0	2	0	2	0	1	1	0	0	0	0	0	
Bk C - Allegany	7	0	0	0	0	0	0	0	0	0	0	0	0	0	0	0	
Bk D - Harford	21	0	0	0	0	0	0	0	0	0	0	0	0	1	0	1	
Bk E - Wicomico	19	0	0	0	0	0	0	0	0	2	2	0	0	12	3	9	
Bk F - Cecil	73	2	1	1	0	0	0	0	0	0	0	0	0	1	0	1	
Bk G - Carroll	39	0	0	0	0	0	0	0	0	1	0	1	0	1	1	0	
Bk H - Charles	6	0	0	0	0	0	0	0	0	0	0	0	0	0	0	0	
Bk I - Caroline, Dorchester, Talbot	36	0	0	0	0	1	0	1	0	2	1	1	0	2	2	0	
Bk P (Former Bk J)	0	0	0	0	0	0	0	0	0	0	0	0	0	0	0	0	
Bk L - Prince George's (Southern)	4	0	0	0	0	0	0	0	0	0	0	0	0	1	1	0	
Bk M - Cecil, Harford, Baltimore	25	0	0	0	0	0	0	0	0	0	0	0	0	0	0	0	
Bk N - Montgomery	4	0	0	0	0	1	0	0	1	0	0	0	0	0	0	0	
Bk O - Washington	23	0	0	0	0	0	0	0	0	2	0	0	2	1	0	1	
Bk P - Anne Arundel	85	0	0	0	0	0	0	0	0	0	0	0	0	0	0	0	
Bk Q - Prince George's (Northern)	2	0	0	0	0	0	0	0	0	0	0	0	0	0	0	0	
Bk R - Baltimore	8	0	0	0	0	1	0	0	1	0	0	0	0	0	0	0	
Bk S - Kent, Queen Anne's	33	0	0	0	0	0	0	0	0	1	0	1	0	3	0	2	
Bk T - St. Mary's	35	0	0	0	0	0	0	0	0	0	0	0	0	0	0	0	
Bk U - Calvert	23	0	0	0	0	0	0	0	0	0	0	0	0	0	0	0	
Bk V - Worcester	13	0	0	0	0	0	0	0	0	0	0	0	0	0	0	0	
Bk W - Garrett	6	0	0	0	0	0	0	0	0	0	0	0	0	1	1	0	
Bk X - Somerset	6	0	0	0	0	0	0	0	0	0	0	0	0	0	0	0	
***Total Statewide	489	2	1	1	0	5	0	3	2	9	4	3	2	23	8	10	

	Total	Homicide			Mnslaughter			Rape			Robbery		
		Detainer	O.S.U.*	Active Open	Detainer	O.S.U.*	Active Open	Detainer	O.S.U.*	Active Open	Detainer	O.S.U.*	Active Open
**Other Violations													
CDS Manufacture/Distribution	36	8	9	19	Juror Intimidation	0	0	0	0	Retake Warrants			
CDS Smuggling	4	0	4	0	Arson/Poss Destructive Devices	1	0	1	0	Sex Offense			
Burglary	31	10	9	12	Forgery	11	0	1	10	Bad Checks over 500			
M/V Theft	33	7	13	13	Credit Card Fraud	5	0	1	4	Poss. Bullet-proof vest/during crime			
Firearms Viol.	4	1	1	2	MDOP	4	1	0	3	Fugitive			
Escape	5	3	0	2	Pornography	2	0	1	1	Carjacking			
Att. Murder	6	0	4	2	Kidnapping	3	0	1	2	Violation Probation			
***Total Statewide Other Felonies	246				ID Theft	3	1	1	1	Violation ExParte			

MSP Felony Warrants

	Apr-09			May-09			Jun-09			Jul-09			Aug-09		
	New	Served	Open	New	Served	Open	New	Served	Open	New	Served	Open	New	Served	Open
Bk A - Howard	0	0	3	0	0	3	2	0	5	0	1	4	0	0	4
Bk B - Frederick	5	9	17	2	5	14	3	3	14	3	1	16	4	3	17
Bk C - Allegany	14	18	8	12	13	7	13	12	8	5	7	6	15	14	7
Bk D - Harford	4	2	25	2	4	23	2	5	20	0	0	20	2	1	21
Bk E - Wicomico	0	0	19	0	0	19	2	2	19	0	0	19	0	0	19
Bk F - Cecil	11	9	63	2	5	60	8	4	64	4	7	61	20	8	73
Bk G - Carroll	12	16	38	8	11	35	13	12	36	9	9	36	14	11	39
Bk H - Charles	0	0	6	0	0	6	0	0	6	0	0	6	0	0	6
Bk I - Caroline, Dorchester, Talbot	5	5	32	8	10	30	8	4	34	14	11	37	8	9	36
Bk P (Southern - Former BK J)	0	0	0	0	0	0	0	0	0	0	0	0	0	0	0
Bk L - Prince George's (Southern)	1	1	6	1	1	6	0	1	5	0	0	5	1	2	4
Bk M - Cecil, Harford, Baltimore	1	0	26	0	1	25	0	0	25	1	1	25	2	2	25
Bk N - Montgomery	0	0	4	0	0	4	0	0	4	0	0	4	0	0	4
Bk O - Washington	1	6	24	0	1	23	0	0	23	0	0	23	5	5	23
Bk P - Anne Arundel (Northern)	5	4	92	8	4	96	7	15	88	8	13	83	13	11	85
Bk Q - Prince George's (Northern)	0	0	5	0	0	5	0	1	4	0	2	2	0	0	2
Bk R - Baltimore	3	7	12	1	1	12	0	3	9	4	5	8	1	1	8
Bk S - Kent, Queen Anne's	10	10	28	8	4	32	5	8	29	8	9	28	10	5	33
Bk T - St. Mary's	0	2	34	6	2	38	2	8	32	8	5	35	6	6	35
Bk U - Calvert	16	9	28	1	4	25	7	9	23	8	8	23	4	4	23
Bk V - Worcester	4	4	15	6	7	14	3	3	14	0	1	13	4	4	13
Bk W - Garrett	5	4	10	2	3	9	3	4	8	0	1	7	3	4	6
Bk X - Somerset	2	2	6	1	1	6	4	5	5	1	1	5	7	6	6
***Total Statewide	99	108	501	68	77	492	82	99	475	73	82	466	119	96	489

* 1 Felor

* 1 Felor

	Carryover Warrants	New Warrants Received	MSP Felony Served	MSP Misdemeanor Served	Allied Served by MSP	Total MSP Served	Admin Dispos.	Eligible for Destruction	MSP Warrants % Change	Ending Felony Open	Ending Misdemeanor Open	Total Open	Open Out of State Felony	Open Out of State Misdemeanor	Total Open Out of State
Bk A - Howard	201	18	0	10	7	17	2	97	2.99%	4	197	201	1	93	94
Bk B - Frederick	370	45	3	30	3	36	11	21	0.27%	17	354	371	12	191	203
Bk C - Allegany	9	20	14	3	0	17	0	0	33.33%	7	5	12	3	3	6
Bk D - Harford	254	11	1	6	0	7	21	108	-6.69%	21	216	237	7	64	71
Bk E - Wicomico	643	34	0	32	5	37	1	334	0.16%	19	625	644	6	240	246
Bk F - Cecil	722	78	8	32	5	45	4	245	4.71%	73	683	756	29	479	508
Bk G - Carroll	395	79	10	32	5	47	7	128	7.59%	39	386	425	9	99	108
Bk H - Charles	11	0	0	0	17	17	0	1	0.00%	6	5	11	6	1	7
Bk I - Caroline, Dorchester, Talbot	951	40	9	25	15	49	24	265	-1.89%	36	897	933	19	353	372
Bk P - Anne Arundel (Former J)	100	0	0	1	0	1	0	0	0.00%	0	99	99	0	30	30
Bk L - Prince George's (Southern)	6	1	2	0	28	30	0	1	-16.67%	4	1	5	1	0	1
Bk M - Cecil, Harford, Baltimore	982	30	1	15	3	19	9	571	0.51%	25	962	987	23	820	843
Bk N - Montgomery	759	68	0	43	7	50	16	0	1.19%	4	764	768	0	216	216
Bk O - Washington	732	24	5	18	4	27	6	318	-0.68%	23	680	703	14	568	582
Bk P - Anne Arundel	420	72	11	42	47	100	7	0	2.86%	85	347	432	3	100	103
Bk Q - Prince George's (Northern)	4	0	0	0	10	10	0	0	0.00%	2	2	4	0	1	1
Bk R - Baltimore	318	79	1	26	2	29	28	0	7.55%	8	334	342	3	82	85
Bk S - Kent, Queen Anne's	940	57	5	25	2	32	21	399	0.64%	33	913	946	16	408	424
Bk T - St. Mary's	406	41	6	39	0	45	9	94	-3.20%	35	358	393	13	55	68
Bk U - Calvert	165	38	4	9	8	21	1	0	14.55%	23	166	189	6	33	39
Bk V - Worcester	519	18	4	24	11	39	0	94	-1.93%	13	496	509	12	292	304
Bk W - Garrett	248	28	4	24	0	28	0	0	0.00%	6	242	248	6	213	219
Bk X - Somerset	384	47	6	28	0	34	2	0	2.86%	6	389	395	3	332	335
Total Statewide	9649	828	94	464	179	737	169	2,676	1.05%	489	9261	9750	192	4,673	4865

Status	Monthly Reporting Periods					% Change	Rolling 5 Months		
	Apr-09	May-09	1-Jun	Jul-09	Aug-09		Average	Minimum	Maximum
Felony Open	501	495	475	466	489	4.94%	485	466	501
Misdemeanor Open	9215	9155	9220	9183	9261	0.85%	9,207	9155	9,261
Total Open	9716	9650	9695	9649	9750	1.05%	9,692	9649	9,750
MSP Felony Served	105	75	96	79	94	18.99%	90	75	105
MSP Misdemeanor Served	392	359	407	372	464	24.73%	399	359	464
MSP Total Served	497	434	503	451	558	23.73%	489	434	558
Admin Disposition	138	133	169	207	169	-18.36%	163	133	207
Open Out of State Felony	182	185	184	185	192	3.78%	186	182	192
Open Out of State Misdemeanor	4628	4641	5246	4696	4673	-0.49%	4,777	4628	5,246
Total Open Out of State	4810	4826	5430	4881	4865	-0.33%	4,962	4810	5,430

		Fatals		
COUNTY	Jan 1-Aug 31, 2009	Jan 1 -Aug 31, 2008	# DIFFERENCE	% CHANGE
Allegany County	9	6	3	50.00%
A. A. County	34	33	1	3.03%
Baltimore City	16	33	-17	-51.52%
Baltimore County	56	42	14	33.33%
Calvert County	3	8	-5	-62.50%
Caroline County	1	5	-4	-80.00%
Carroll County	12	16	-4	-25.00%
Cecil County	12	13	-1	-7.69%
Charles County	8	7	1	14.29%
Dorchester County	6	4	2	50.00%
Frederick County	15	11	4	36.36%
Garrett County	7	5	2	40.00%
Harford County	17	14	3	21.43%
Howard County	12	15	-3	-20.00%
Kent County	2	4	-2	-50.00%
Montgomery County	30	38	-8	-21.05%
P.G. County	63	77	-14	-18.18%
Queen Anne's County	7	7	0	0.00%
St. Mary's County	10	10	0	0.00%
Somerset County	5	1	4	400.00%
Talbot County	6	7	-1	-14.29%
Washington County	8	8	0	0.00%
Wicomico County	9	11	-2	-18.18%
Worcester County	9	16	-7	-43.75%
Totals	357	391	-34	-9%

NC=Not Calculable

NO COMMENTS REQUIRED

Raw Data for Helo Syscom
Notification to Hospital -
60 minute threshold %

Aviation Command - AUGUST 2009 (July 23, 2009 - August 31, 2009)							
Vehicles	Pilots	Medics	Missions	Flight Hours	Down for Maintenance (hrs)	Down for No Crew (hrs)	Helo: Syscom Notification to Hospital - 60 Minute Threshold (%)
Unit	34	34	675	249.5	471.9	9.7	95%
Trooper 1- Baltimore	5	4	123	34.8	63.4	5.0	97%
Trooper 2- Andrews	5	5	124	36.3	91.5	0.0	100%
Trooper 3- Frederick	5	5	122	44	70.6	4.7	98%
Trooper 4- Salisbury	5	5	59	25.9	124.5	0.0	96%
Trooper 5- Cumberland	5	6	32	16.5	22.1	0.0	77%
Trooper 6- Centreville	5	4	113	39.1	30.2	0.0	94%
Trooper 7- Southern MD	4	5	102	52.9	69.7	0.0	91%
Trooper 8- Norwood	0	0	0	0	0.0	0.0	NA (Section Out of Service)

Missions w/ to Hospital Time > 60 mins	Total Scene Medevacs
13	278
2	57
0	46
1	54
1	25
3	13
3	49
3	34
0	0

Priority Vehicle Availability Report

	Monthly Reporting Periods											
	July '09	Aug '09										
Trooper 1- Baltimore	744	744										
Required	744	744										
Available	599	676										
Percentage	81%	91%										
Trooper 2- Andrews	744	744										
Required	744	744										
Available	669	653										
Percentage	90%	88%										
Trooper 3- Frederick	744	744										
Required	744	744										
Available	712	673										
Percentage	96%	91%										
Trooper 4- Salisbury	744	744										
Required	744	744										
Available	718	615										
Percentage	97%	83%										
Trooper 5- Cumberland	744	744										
Required	744	744										
Available	721	722										
Percentage	97%	97%										
Trooper 6- Centreville	744	744										
Required	744	744										
Available	660	714										
Percentage	89%	96%										
Trooper 7- Southern MD	744	744										
Required	744	744										
Available	693	674										

Fiscal Year To Date		
Avg/Month	Minimum	Maximum
744	744	744
638	599	676
86%	81%	91%
744	744	744
661	653	669
89%	88%	90%
744	744	744
693	673	712
93%	90%	96%
744	744	744
667	615	718
90%	83%	97%
744	744	744
721	721	722
97%	97%	97%
744	744	744
687	660	714
92%	89%	96%
744	744	744
684	674	693

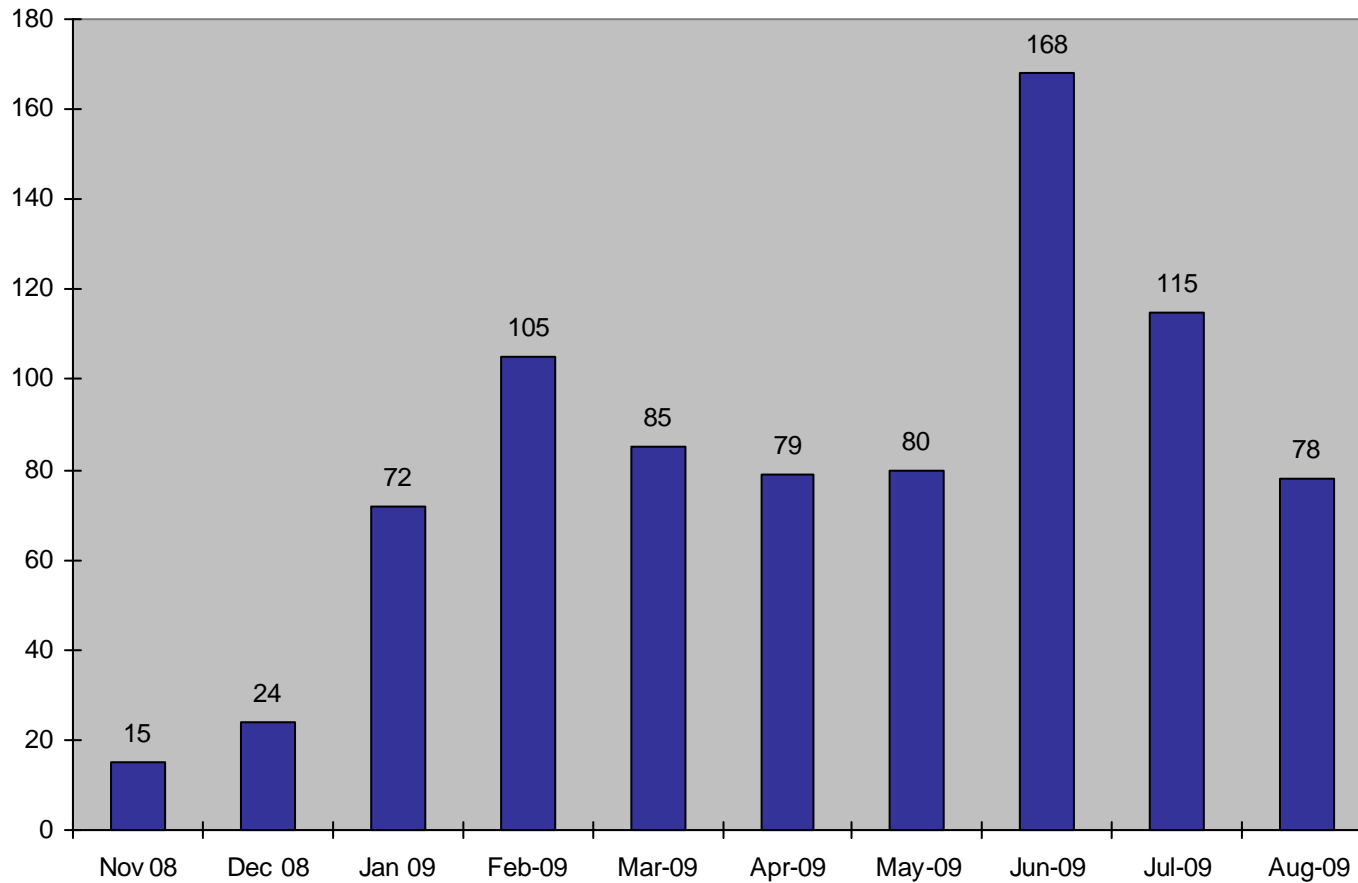
MDSP State Stat
Colonel T. B. Sheridan, Superintendent
William Barnard, Fire Marshal

Office of the State Fire Marshal								
Personnel				Fiscal Year To Date				
	Jun-09	Jul-09	Aug-09	Average	Minimum	Maximum	Total	Target
PINS	71.5	72.5	72.5	72.50	72.5	72.5	72.5	72.5
Vacancies	8	6	6	6.00	6	6	N/A	5
Disciplinary Actions	0	0	0	0.00	0	0	0	0
Terminations	0	0	0	0.00	0	0	0	0
Workplace Safety	Jun-09	Jul-09	Aug-09	Average	Minimum	Maximum	Total	Target
FROI to IWIF	0	0	3	1.50	0	3	3	0
FROI Lag >3 Days	0	0	2	1.00	0	2	2	0
Incidents with workdays lost	0	0	0	0.00	0	0	0	0
Accident Leave Days	0	0	0	0.00	0	0	0	0
Activity Reports	Jun-09	Jul-09	Aug-09	Average	Minimum	Maximum	Total	Target
Arrests	19	30	28	29.00	28	30	58	16.5
Fire investigations	79	77	103	90.00	77	103	180	95.6
Explosive investigations	20	25	12	18.50	12	25	37	20
Fires determined to be arson	31	29	46	37.50	29	46	75	31.5
Total criminal cases	36	48	52	50.00	48	52	100	42
Cases closed by arrest	11	22	21	21.50	21	22	43	8.5
Open criminal cases (cumulative - CY)	140	166	197	N/A	N/A	N/A	N/A	0
Deaths associated with arson (statewide)	2	1	0	0.50	0	1	1	0.17
Deaths associated with fire (statewide)	7	8	1	4.50	1	8	9	5
Fire prevention inspections/ re-inspections	1690	1508	1887	1697.50	1508	1887	3395	1396
Architectural plans reviewed	119	103	147	125.00	103	147	250	164
Fire protection system plans reviewed	39	20	35	27.50	20	35	55	41
Fire prevention lectures/demonstrations	50	39	30	34.50	30	39	69	14
Jurisdictions Participating in MFIRS	17	17	15	16.00	15	17	N/A	24

Nov 2008 to Present	All Warrants	VPI	DJS	VOP	Parole	MPD	PGSO	PG Gang	Misc.
Total	967	99	67	17	207	49	364	62	102
Closed	828	93	61	15	194	37	291	42	95
Open	139	6	6	2	13	12	73	20	7

August: Performance Breakdown:

- Number of Personnel This Month – 8 – 6 MSP and 2 MPD
- Closure Goal - 57.6 Warrant Closures (Based on established benchmark of 7.2 warrant closures per inv.)
- Total Closures – 78 (9.75 Warrant Closures per inv.) – MSP = 10.83 avg., MPD = 5.5 avg.
- 26 Admin. Closures – 33%
- 46 Arrest Closures – 59%
- 6 Detainer Closures – 8%



Baltimore 2009												
	January	February	March	April	May	June	July	August	September	October	November	December
Search Warrants	4	12	11	9	5	5	3	5	0	0	0	0
Arrests	2	5	3	5	4	2	1	5	0	0	0	0
Firearms Seized	12	278	8	26	15	22	4	3	0	0	0	0
Baltimore 2008												
	January	February	March	April	May	June	July	August	September	October	November	December
Search Warrants	9	13	6	5	3	1	5	1	5	5	5	2
Arrests	5	7	6	4	3	0	3	1	3	4	4	1
Firearms Seized	25	113	10	10	20	2	23	8	13	29	8	7
Prince George's 2009												
	January	February	March	April	May	June	July	August	September	October	November	December
Search Warrants	8	0	5	2	5	3	5	1	0	0	0	0
Arrests	8	3	9	5	9	1	7	10	0	0	0	0
Firearms Seized	37	7	39	11	9	14	14	24	0	0	0	0
Prince George's 2008												
	January	February	March	April	May	June	July	August	September	October	November	December
Search Warrants	6	8	7	7	3	5	4	7	12	6	3	5
Arrests	12	10	8	6	1	7	8	10	11	12	2	9
Firearms Seized	38	22	24	18	6	8	7	22	40	15	12	14

1/1/2009 to

9/2/2009

FIREARM TASK FORCES			
2009			
	Search Warrants	Arrests	Firearms Seized
GTF	54	27	368
FITF	29	52	155
Unit Totals	83	79	523
2008			
GTF	60	41	268
FITF	73	96	226
Total	133	137	494
2007			
GTF	50	34	214
FITF	27	64	48
Total	77	98	262
Cumulative Totals			
GTF	164	102	850
FITF	129	212	429
TFs Combined	293	314	1279

1/1/2009 to 9/1/2009

Property Dealers by County

		BASELINE									
Region	DLLR	Stores	Records	Stores	Records	Stores	Records	Stores	Records	%+/-	%+/-
Date	Licenses	August-09	August-09	September-09	September-09	%+/-	%+/-	October-09	October-09		
ADRS	190	1	0			-100.00%					
Eastern MD	28	0	0								
Southern MD	13	0	0								
Western MD	26	0	0								
Carroll County	10	11	11822			-100.00%	-100.00%				
Harford County	19	56	61817			-100.00%	-100.00%				
Anne Arundel County	46	53	99273			-100.00%	-100.00%				
Howard County	19	33	106329			-100.00%	-100.00%				
Baltimore City	66	122	133496			-100.00%	-100.00%				
Baltimore County	75	65	261499			-100.00%	-100.00%				
Frederick County	8										
Montgomery County	61										
Prince George's County	44										
Totals	605	341	674236			-100.00%	-100.00%	0	0		

Collected 8/20/2009

Count of Property Stores by County/Region

0	ADRS	190		
1	AA	46		
2	BA	75		
3	BC	66		
4	CR	10		
5	HA	19		
6	HO	19		
7	CE	5		
8	DO	1		
9	KE	2		
10	QA	3		
11	TA	3		
12	WC	9		
13	WO	5	Eastern	28
14	CH	6		
15	CV	1		
16	SM	6	Southern	13
17	AG	10		
18	GR	1		
19	WN	15	Western	26
20	FR	8		8
21	MN	61		61
22	PG	44	NCR	44
	Total	415		

GDU/State Stat Goals and Actions Reporting Template - August 2009

Agency: MDSP

GDU I. REDUCE VIOLENT CRIME IN MARYLAND BY 10% A YEAR (GOCCP)

Subgoal: A. Enhance Warrant Apprehension Efforts

Deliverable/Action	Target Delivery Date	Proposed Action Steps & Milestones (JULY)	Tracking Data Reflected in State Stat Template	Additional Data Proposed for Tracking	Status/Comments
1. Partner with federal, state and local agencies to target violent offenders wanted by the State (VPI & VOP) through the Captial Area Regional Fugitive Task Force (CARFTF) (Target: 864 warrants closed)	12/09	Review progress of cross referenced open warrants and death certificates with MCAC personnel			Numerous possible matches between wanted offenders and death records have had MCAC produced work ups completed. MSP is still organizing the returned packets and discussing potenital options to include providing the originating agency with a letter advising them of the potential match. CARFTF continues to prioritize active felony warrants for service.
2. Serve a total of __warrants per week by Baltimore Task Force (or other Baltimore-focused action)	12/09	See Status/Comments			Baltimore City has agreed to MSP's proposal to serve warrants on Baltimore offenders who have fled the city. Additionally, the Baltimore Task Force continues to revise their mission both in Baltimore and surrounding jurisdictions. P&P will begin serving all VPI warrants on October 1, 2009.
3. Ensure all 22 barracks continue to participate in the MVA Outstanding Warrant Program.	8/09	Task Complete			

Subgoal: B. Enhance DNA collection and analysis efforts 12/09

Deliverable/Action	Target Delivery Date	Proposed Action Steps & Milestones (by Month)	Tracking Data Reflected in State Stat Template	Additional Data Proposed for Stat Tracking	Status/Comments
1. Reduce backlog of DNA casework by 15%	12/09	Target Backlog: 412 Actual Backlog: 408 Action: Make follow up phone calls to rid backlog of cases no longer needed. Prepare casework for outsourcing under new grant program			FSD-Biology continues to be on target to reduce the casework backlog by 15% by the end of 2009.
2. Implement the Chargee DNA Collection Program to obtain 7-10,000 total collections	12/09	As of August 30, 2009, 7818 samples have been received into the laboratory, 3,864 are still at FSD and 3,086 have been shipped out after eligible arraignment dates.			This action has been met as the program has collected over 7,000 samples.
3. Ensure 100% of suitable Chargee DNA samples are uploaded into CODIS	12/09	As of August 30, 2009: Samples awaiting review and uploads: 0 (373 at vendor) Total number of samples in CODIS: 2,486 Total number of hits for the program: 25			Note: only sample with eligible arraignment dates and for which the individual has not obtained a final court disposition of not guilty are allowed into CODIS

Subgoal: C. Enhance Gun Seizure Efforts 12/09

Deliverable/Action	Target Delivery Date	Proposed Action Steps & Milestones (by Month)	Tracking Data Reflected in State Stat Template	Additional Data Proposed for Stat Tracking	Status/Comments
1. Target persons possessing and trafficking in illegal firearms to reduce violent crime.	12/09	Serve gun related arrest warrants to apprehend recidivist gun offenders Acquire leads developed from ATF trace intelligence to identify possible traffickers.			The Firearms Interdiction Task Force was tasked with serving gun recidivists arrests warrants for the month of August. The task force responded to (36) thirty-six locations and arrested (8) eight wanted suspects. The task force also located (5) five suspects and closed those warrants who were currently incarcerated, or who turned themselves in at a later date as a result of our efforts. MSP and ATF are working on forming a partnership.

Subgoal: D. Expand Violent Crime/ High-Risk Offender Monitoring Efforts by Law Enforcement 12/09

Deliverable/Action	Target Delivery Date	Proposed Action Steps & Milestones (by Month)	Tracking Data Reflected in State Stat Template	Additional Data Proposed for Stat Tracking	Status/Comments
1. Expand Statewide On-Line Crime Mapping and develop State capacity to map crime. (GOCCP/MDSP)	4/11	Begin identification of Maryland agencies currently involved in crime mapping, data integration, and information sharing.			The department continues to participate in a GIS training program at Washington College and is exploring one of the stimulus analyst positions to hire personnel with GIS background. The department has also met with GOCCP to discuss partnering with other state agencies for the purposes of mapping as it relates to violent crime reduction initiatives.

Subgoal: E. Implement Additional Crime-Reduction Actions

Deliverable/Action	Target Delivery Date	Proposed Action Steps & Milestones (by Month)	Tracking Data Reflected in State Stat Template	Additional Data Proposed for Tracking	Status/Comments
3. Implement electronic reporting for pawn databases MSP/GOCCP/DLLR	12/09	<p>Complete SOPs for System Administration</p> <p>Complete SOPs for System Use, care, maintenance and Operations</p>			<p>Both SOP's have been completed in draft form and are ready for department-wide staffing and review by the Management Analysis Section. Final SOP's are expected to be ready by the end of the month. PAWN/ADRS - State's Property Database - RAPID Update for September, 2009</p> <p>Eastern Shore Dealer Training completed on August 13. Last dealer training is scheduled for Sykesville on 9/10/09</p> <p>RAPID Governance Board has been created. The second meeting will be held Sept 15th @ MCAC</p> <p>Grant Award intention received from GOCCP for the Global and Help Desk positions which will be housed/assigned at MCAC. The MS-22 and the HFEs have been sent to to HRD for proper classification study and to begin the hiring process for the two contracutal positions. DBM has approved the FTEs</p> <p>Expected to be completed by Sept. 15 is the over the target request for the FY2011 budget to sustain all three of the Property Database positions in the MSP operating budget...those positions are; Global Administrator, Help Desk Tech Support, and the Automotive Dismantler, Recycler and Scrap Processor (ADRS) Reporting Compliance</p> <p>Expected to be completed by the end of the month is the registration of</p> <p>DLLR</p> <p>MSP has provided DLLR with a sample copy of a complaint control for</p> <p>DLLR has adopted the complaint control process and has created a disip</p> <p>MSP meeting with GOCCP and DLLR 9/3/09 to determine</p> <p>Status of Matrix and Complaint control program</p> <p>Staats of hiring the pawn investigator</p> <p>Staus on COMAR regs</p>
8. Ensure accurate crime data through automation of federal reporting (e.g. UCR)	TBD	<p>Workout logistics of technology transfer from PSP</p> <p>Identify funding for project manager (200k est.) and begin procurement of PM.</p> <p>Identify or procure Program Manager. (Internal or outsource the position)</p>			<p>a. PSP has notified MSP that the software contract may not allow the software to be transferred. The PSP Legal Division is reviewing all avenues and will update when they have more information.</p> <p>b. MSP was assisted by DOIT in identifying various ways to move forward with the UCR Project from big picture to simple upgrades. All modifications to the system require the use of a web developer that the MSP does not currently have on staff. DOIT felt basic forms and a new data submission process could be done in the thousands. Additional modifications would take funding in the 10s of thousands.</p> <p>c. MSP will seek other sources to provide for these skills/resources.</p>