

Meeting Summary
StateStat website, October 13, 2009

Agency: Maryland State Police (MSP)

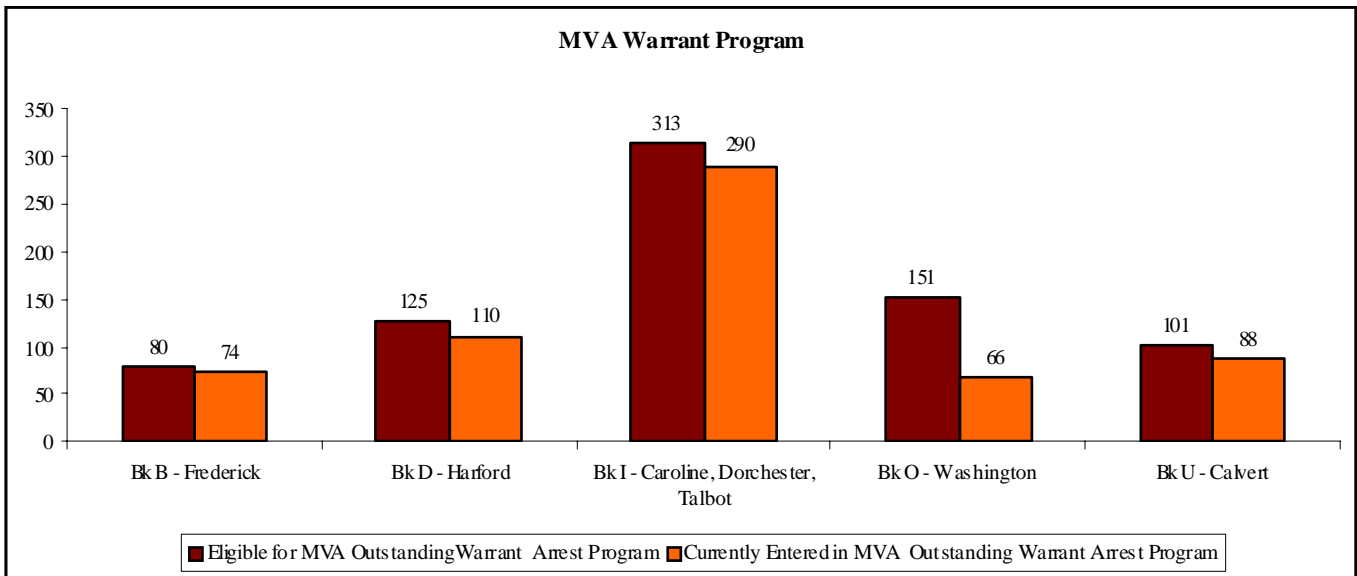
Date of Meeting: October 13, 2009

Template: Vol III, No. 4

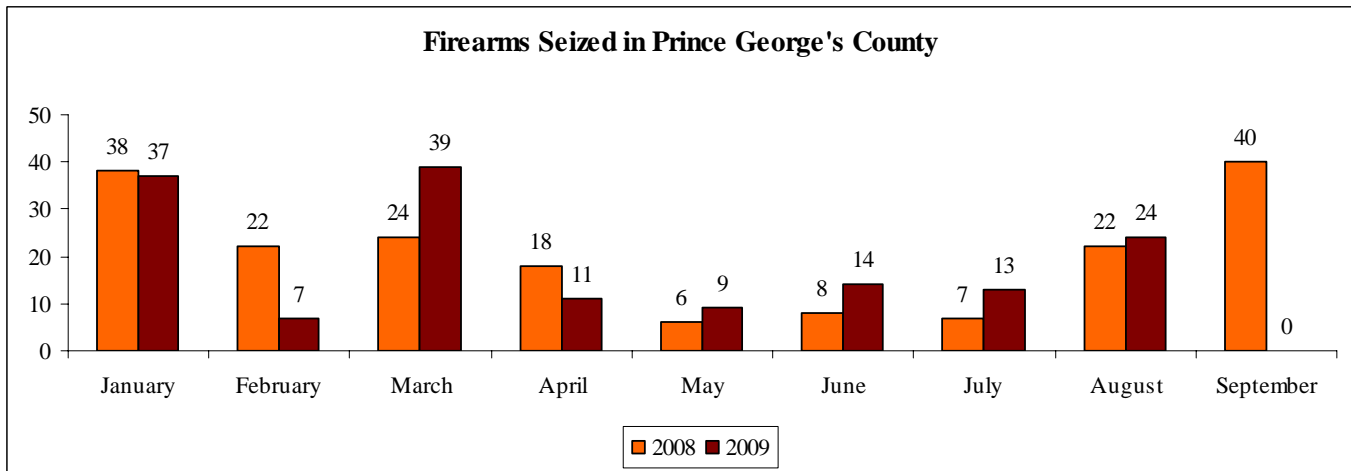
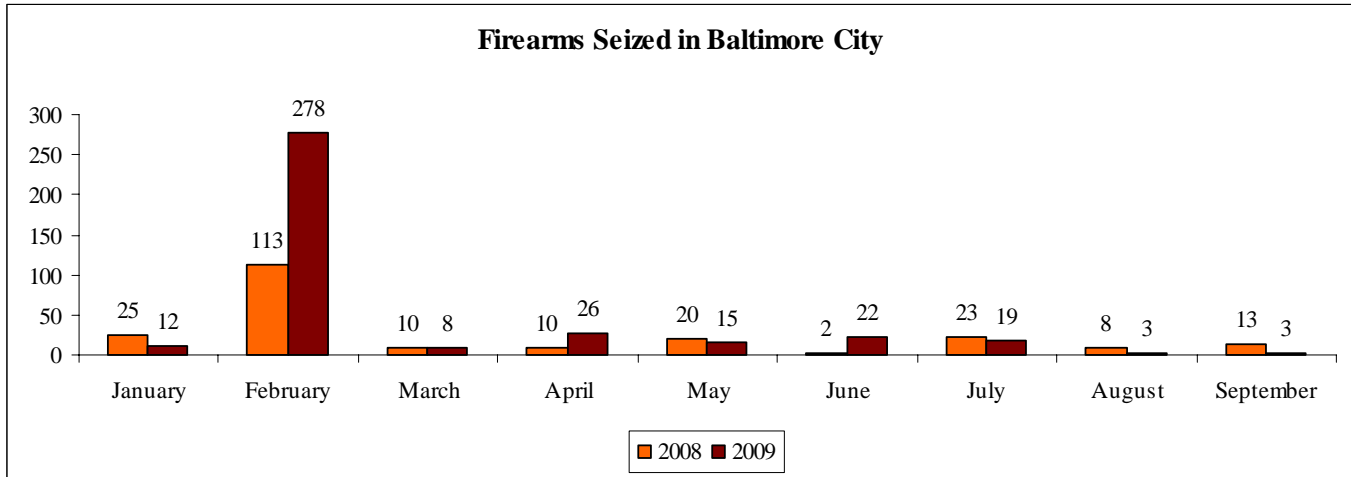
Following is a summary of the issues that were discussed at the MSP Stat on October 13, 2009. Analysis is provided by StateStat and the Governor’s Delivery Unit (GDU).

General Reporting Observations

- **MVA Outstanding Warrant Program.** Through the Program, law enforcement agencies provide the names of wanted persons to the MVA, which in turn suspends the driver’s license and registration of each individual.
- All 22 MSP barracks are now participating in the MVA Outstanding Warrant Program. Statewide, MSP reports that of the **2708** warrants eligible for entry into the MVA Outstanding Warrant Arrest Program, **2566 (95%)** have been entered into the MVA system. Additionally, MSP reports that **40 warrants closed** in September as a result of the MVA Program.
- The following chart shows the MSP barracks which have not achieved 100% entry of warrants into the MVA system:



- **Firearm Task Forces.** MSP is reporting in its template monthly and yearly comparative data for gun seizures by the Baltimore and Prince George's Gun Task Forces.



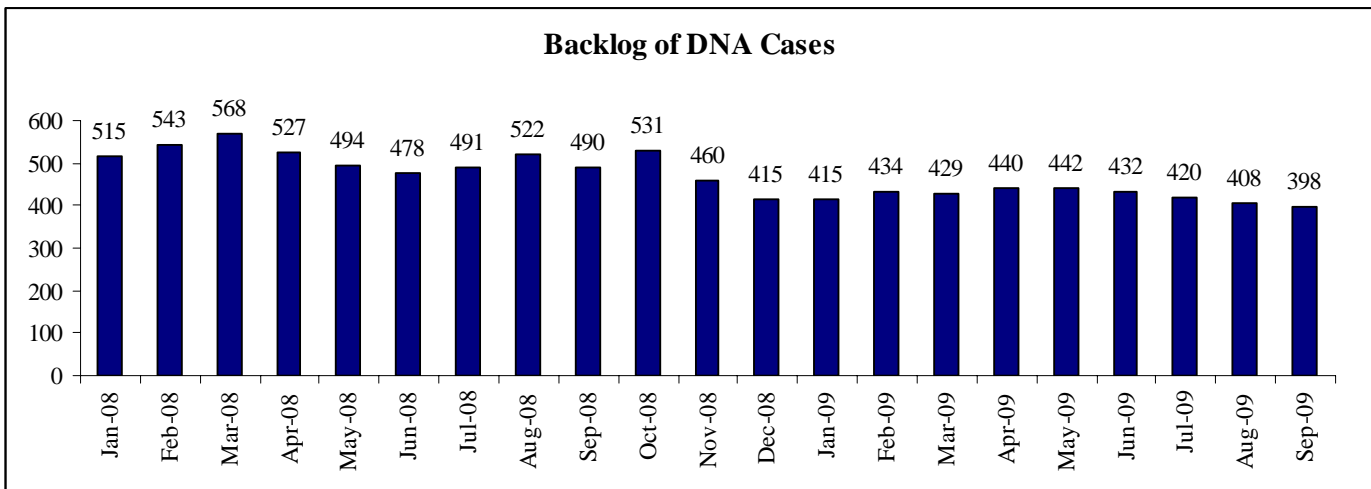
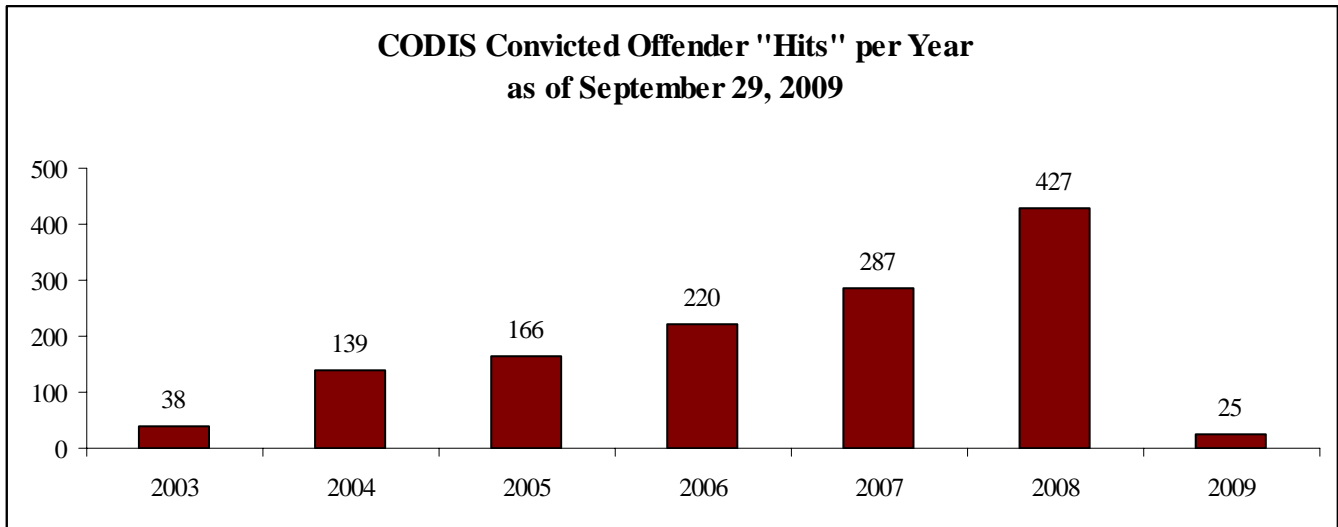
DNA

(Suggested Discussion Length: 15 Minutes)

- **DNA Data.** The following table shows an update on convicted offender's DNA tracking. Arrests and those under investigation have increased in September.

Convicted Offender					
	May-09	Jun-09	Jul-09	Aug-09	Sep-09
Total Hits	562	581	596	610	616
Arrests	140	150	150	167	173
Under Investigation	139	149	153	162	170
Offernder not Related	144	159	162	180	180
Closed by exception	23	24	24	30	30
Under Investigation with strong Leads	31	30	33	37	34

- Charged Offender DNA Collection.** The chart below represents the Charged Offender DNA collection efforts. The panel will notice that twenty-five samples have resulted in hits. Since the last StateStat report, there has been one new hit.



Highway Safety

(Suggested Discussion Length: 10 Minutes)

- The chart below represents traffic fatalities by jurisdiction. Dorchester, Harford, Frederick, Somerset, Charles and Baltimore Counties have all seen an increase in fatalities this year.

Traffic Fatalities

