

Meeting Summary
 StateStat website, April 1, 2010

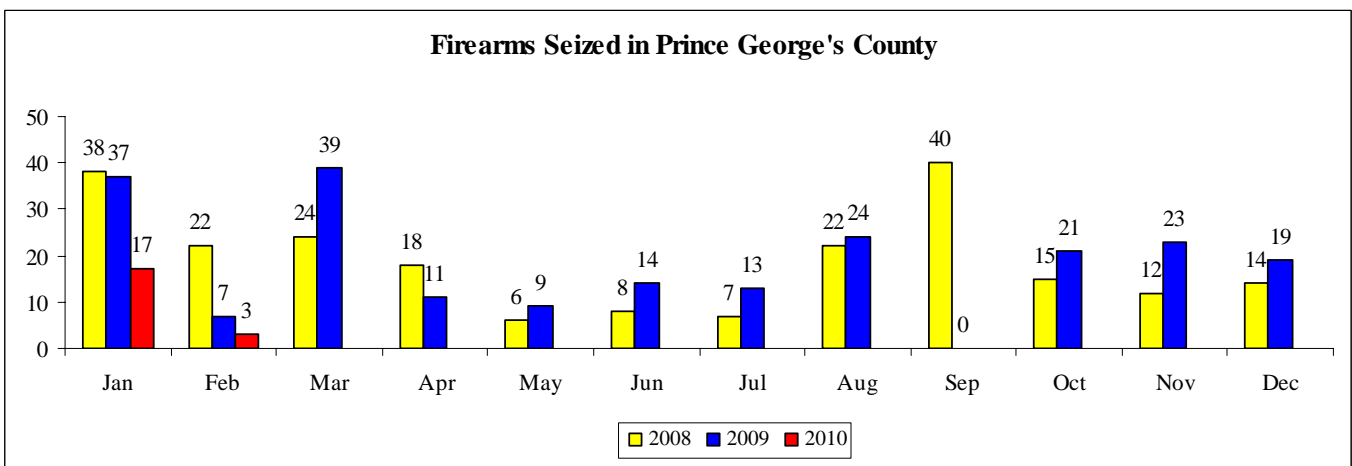
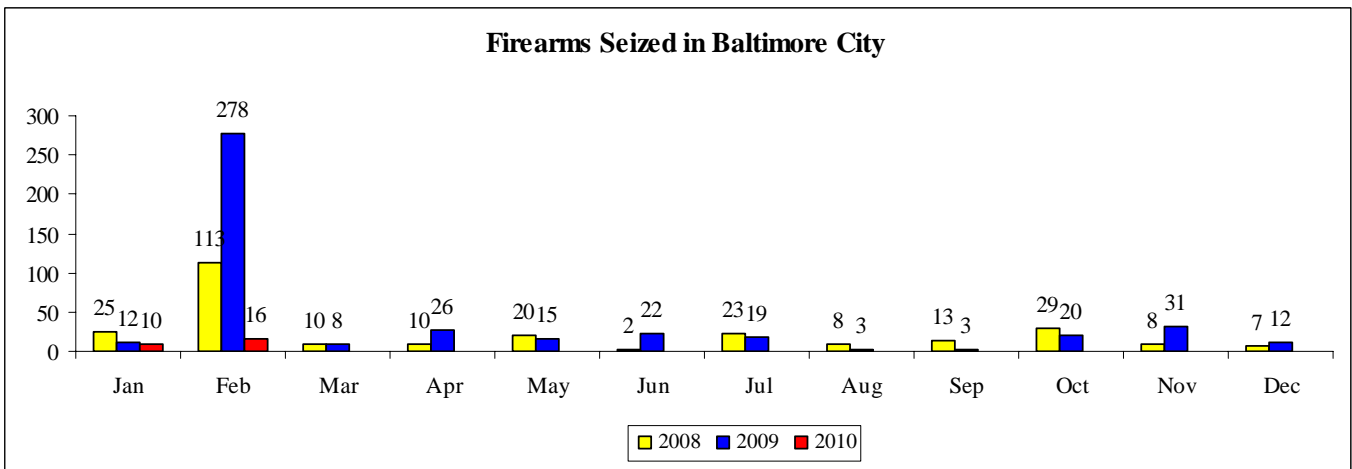
Agency: Maryland State Police (MSP)

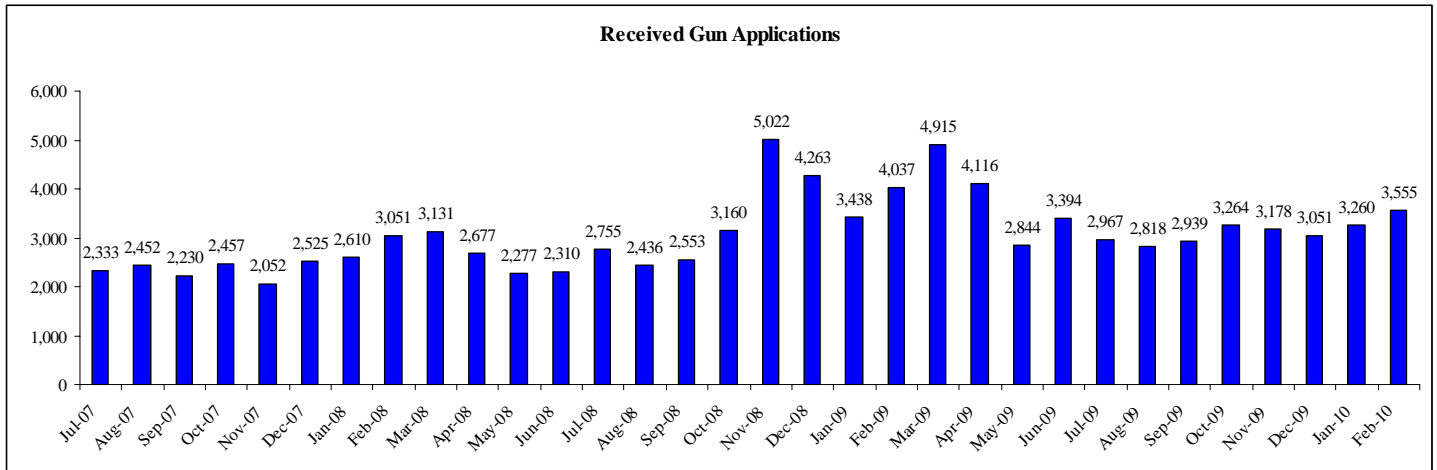
Date of Meeting: March 9, 2010

Following is a summary of issues discussed at the MSP Stat on March 9, 2010. Analysis is provided by StateStat and the Governor’s Delivery Unit (GDU).

General Discussion

- **Firearm Task Forces.** The following charts show monthly gun seizure efforts by the Baltimore City (GTTF) and Prince George’s County (FITF) Firearm Task Forces, as of February 2010.





- Minority Business Enterprise (MBE).** The following table shows MSP's MBE participation, by MBE category, for December 2009.

MSP Contract Award Totals, January 2010									
Total Awards		MBE Total		Ethnic/Disabled		Women		Non-profit/ sheltered workshop (other)	
Dollar Amt.	%	Dollar Amt.	%	Dollar Amt.	%	Dollar Amt.	%	Dollar Amt.	%
\$1,367,537	100%	\$19,435	1.4%	\$12,873	0.9%	\$3,135	2.3%	\$3,427	0.25%

- The following table shows MSP's MBE participation, by MBE category, for FY 2010 YTD.

MSP Contract Award Totals, FY 2010 YTD (through January 2010)									
Total Awards		MBE Total		Ethnic/Disabled		Women		Non-profit/ sheltered workshop (other)	
Dollar Amt.	%	Dollar Amt.	%	Dollar Amt.	%	Dollar Amt.	%	Dollar Amt.	%
\$6,871,498	100%	\$556,830	8.1%	\$64,116	0.9%	\$359,820	5.2%	\$132,894	1.93%

- DNA Casework Backlog Reduction.** The following chart shows the backlog in DNA casework pending analysis by MSP. MSP is consistently meeting monthly targets for DNA backlog reduction as submitted to GDU towards the goal to reduce the backlog of DNA casework by 15% annually. Data in the below chart shows a current backlog of **298** DNA cases, down from **347** at year-end 2009, a **16%** reduction since December 2009.

Backlog of DNA Cases

