

MSP Meeting Summary
 StateStat website, May 7, 2010

Agency: MSP

Date of Meeting: April 13, 2010

Following is a summary of issues discussed at the MSP Stat on April 13, 2010. Analysis is provided by StateStat and the Governor’s Delivery Unit (GDU).

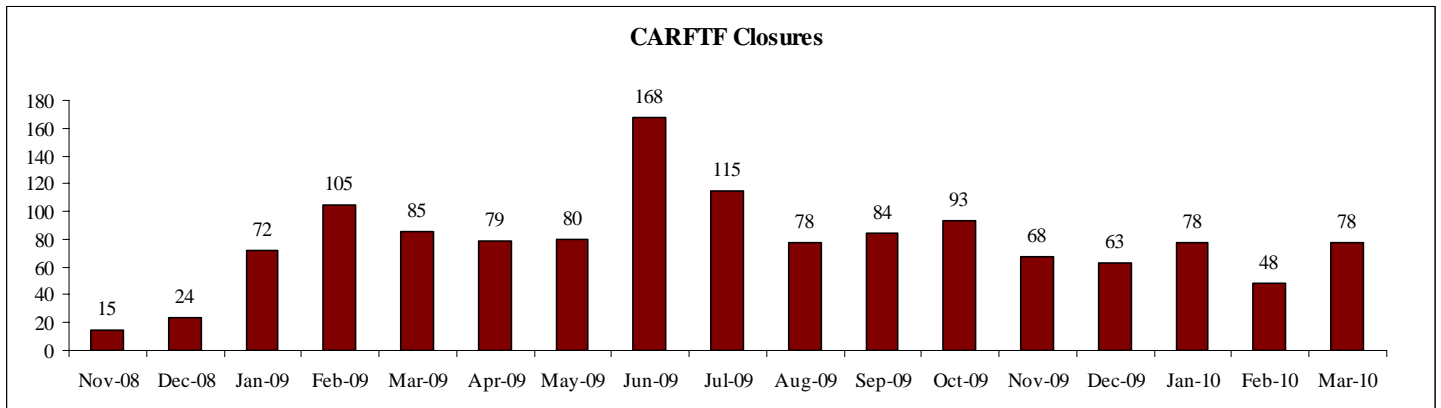
Warrants

(Suggested Discussion Length: 20 Minutes)

- **CARFTF Warrant Service.** The charts below highlight warrant service efforts by the MSP team on the Prince George’s County CARFTF task force through March 2010. March warrant closure totals and closures by arrest show an *increase* over corresponding February numbers.
- The panel may note that the MSP team at CARFTF has closed a total of **1,340** warrants since initial participation in the Task Force in November 2008.

All CARFTF - 7 Total - 5 MSP - 2 MPD	Jan-10	Feb-10	Mar-10
Number of Open Warrants Beginning of the Month	135	126	130
Number of New Warrants	69	53	65
Number of Warrants Closed	78	48	78
Number of Warrants Closed by Arrest	46	23	46
Number of Open Warrants End of the Month	126	130	118

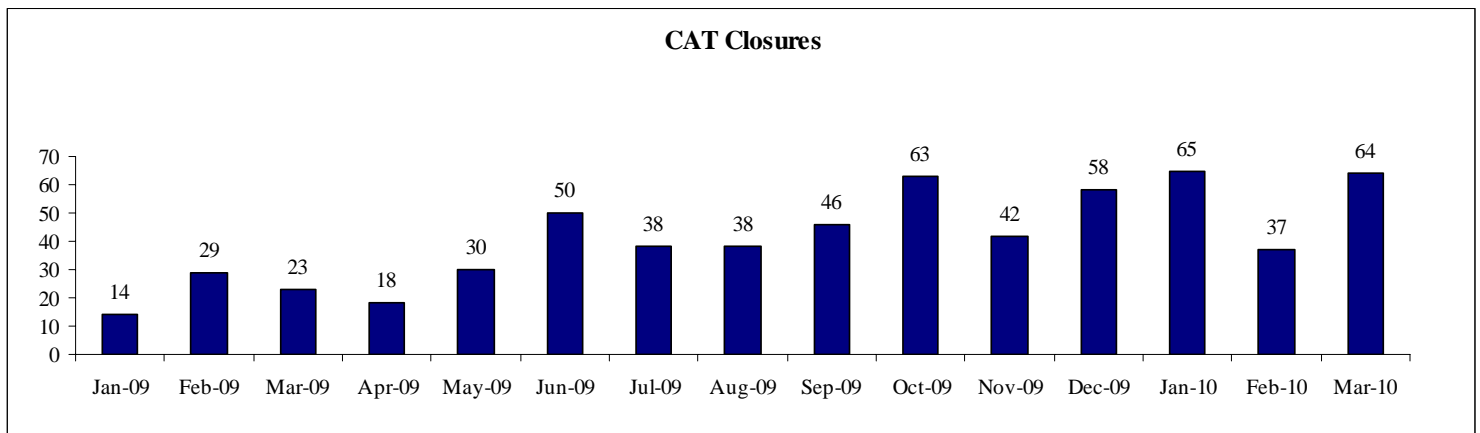
All CARFTF VPI Activity	Jan-10	Feb-10	Mar-10
Number of Open VPI Warrants Beginning of the Month	9	7	6
Number of New VPI Warrants	1	1	1
Number of VPI Warrants Closed	3	2	3
Number of VPI Warrants Closed by Arrest	0	0	2
Number of Open VPI Warrants End of the Month	7	6	4



- **Baltimore Warrant Task Force (CAT/WATF).** The panel may recall that MSP has assumed a restructured role in the Criminal Apprehension Team (CAT) of the Baltimore Warrant Apprehension Task Force (WATF), with the Department now responsible for service of warrants for Baltimore offenders who have fled or reside outside the city.
- The following charts highlight MSP warrant service efforts, as part of CAT/WATF through February 2010. The panel may note an *increase* in warrant service in March, with **64** warrants closed by MSP.

CAT Activity - 6 Total - 4 MSP - 1 BCPD - 1 BCSD	Jan-10	Feb-10	Mar-10
Number of Open Warrants Assigned to MSP Beginning of the Month	256	233	217
Number of New Warrants Assigned to MSP	50	22	81
Number of Assigned to MSP Closed	65	37	64
Number of Warrants Assigned to MSP Closed by Arrest	23	16	29
Number of Open Warrants Assigned to MSP End of the Month	233	217	234

CAT VPI Activity	Jan-10	Feb-10	Mar-10
Number of Open VPI Warrants Beginning of the Month	2	0	0
Number of New VPI Warrants Assigned to MSP	0	0	0
Number of VPI Warrants Closed by MSP	2	0	0
Number of VPI Warrants Assigned to MSP Closed by Arrest	0	0	0
Number of Open VPI Warrants Assigned to MSP End of Month	0	0	0



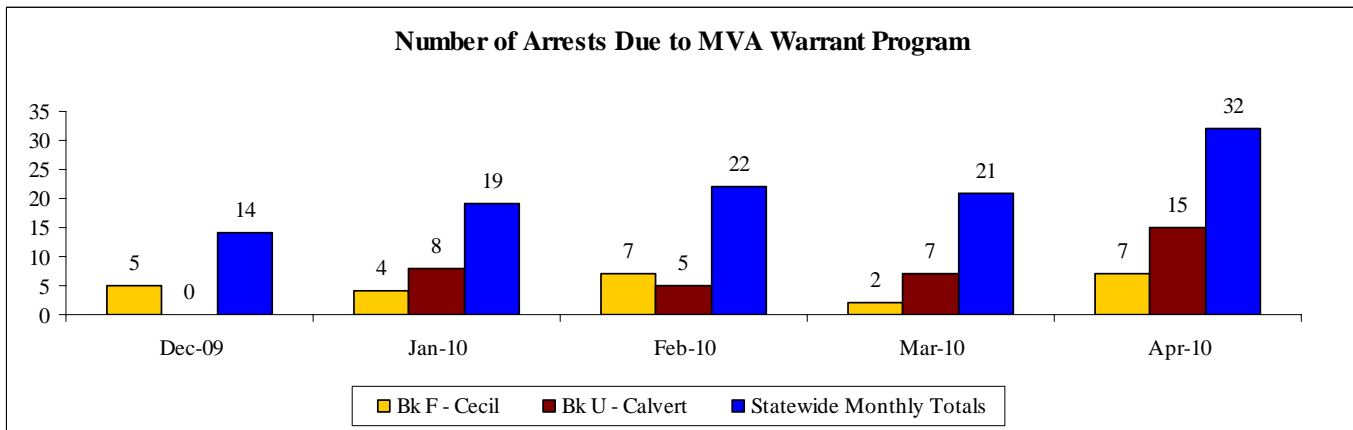
- **Mechanism for receiving warrants.** Due to continuing high levels of administrative closures at the Baltimore Task Force, MSP was asked to provide details on the process for the MSP WATF team receiving warrants from the Baltimore City Sheriff's Office for service. MSP provided the following response:
 - *Warrants received by the Criminal Apprehension Team assigned to the Baltimore Warrant Apprehension Task Force (WATF) come from the Circuit Court and are initially received by the Baltimore City Sheriff's Office (BCSO). As agreed upon with the BCSO, those warrants considered felonies are then placed in a specific box for service by members of the Baltimore Warrant Task Force Team. Copies of the warrants are picked up or faxed every other day. If there is a case that requires immediate attention, the case will be addressed accordingly. Detective Sergeant Lubinski, the group*

supervisor is responsible for assigning the cases as well as maintaining a ledger which indicates the status of each case.

- **MVA Outstanding Warrant Program.** The panel may recall the discussion regarding enhanced participation by MSP in the MVA Outstanding Warrant Program. Through the program, law enforcement agencies provide the names of wanted persons to the MVA, which in turn suspends the driver's license and registration of each individual. MSP continues to enter all eligible warrants into the MVA system as part of the program. **The panel should note that MVA is in attendance at this meeting.**
- The Department reports that a total of **34 arrests statewide in February** have resulted from MSP's participation in the MVA program, an increase over previously monthly totals of February (**21**), January (**22**) and December (**19**). The following chart represents total statewide arrests by barrack in February as a result of the MVA Outstanding Warrant Program:

Barrack / County	Eligible for MVA Outstanding Warrant Arrest Program	Currently Entered in MVA Outstanding Warrant Arrest Program	Number of Arrests Due to Program
Bk A - Howard	103	103	0
Bk B - Frederick	57	57	1
Bk C - Allegany	1	1	0
Bk D - Harford	123	123	1
Bk E - Wicomico	231	231	0
Bk F - Cecil	299	299	7
Bk G - Carroll	115	115	0
Bk H - Charles	7	5	0
Bk I - Caroline, Dorchester, Talbot	304	304	1
Bk P (Former Bk J)	48	48	0
Bk L - Prince George's (Southern)	0	0	0
Bk M - Cecil, Harford, Baltimore	173	173	0
Bk N - Montgomery	403	403	1
Bk O - Washington	124	124	0
Bk P - Anne Arundel	165	165	0
Bk Q - Prince George's (Northern)	2	2	0
Bk R - Baltimore	127	127	0
Bk S - Kent, Queen Anne's	576	576	4
Bk T - St. Mary's	28	28	2
Bk U - Calvert	144	144	15
Bk V - Worcester	99	99	0
Bk W - Garrett	38	38	0
Bk X - Somerset	22	22	0
***Total Statewide	3189	3187	32

- The two jurisdictions responsible for the highest number of the 34 total arrests in February from the MVA program were Calvert (**15**), and Cecil (**7**) counties. The panel may note that in December, January, and February Calvert and Cecil counties were the counties with the highest arrests as a result of the MVA program. MSP at the time attributed this to coincidence, however these counties again show the highest arrest totals.



- **Pilot Arrest Program.** MVA and MdTA police have initiated a pilot program at the Glen Burnie MVA office to detain and/or arrest individuals who have open MVA warrants when they attempt to receive MVA services; the program has been successful and netted 14 arrests as of March 11, 2010. Kristen Mahoney spoke with the Major at MdTA who put their program together and they have netted some violent felons, with no incidents at that MVA center.
- At a recent MVA Stat, the panel and MVA discussed the possibility of expanding the arrest program to other branches on a limited basis; the Largo and Mondawmin MVA branches were suggested. MVA is in the process of collecting data about how many open warrant service denials occur at these branches. In addition, the MVA expressed its desire to receive greater participation in an arrest pilot program from MSP and other allied law enforcement.
- **Dashboard Query of Court Warrant Data.** It is understood that as of February 1, a real-time query of Court-entered warrant information is available to law enforcement officers through the Public Safety Dashboard. The panel may wish to ask MSP to comment on the utility of this auto-feed thus far, and to what extent troopers are using the new utility to search for open warrants.

DNA

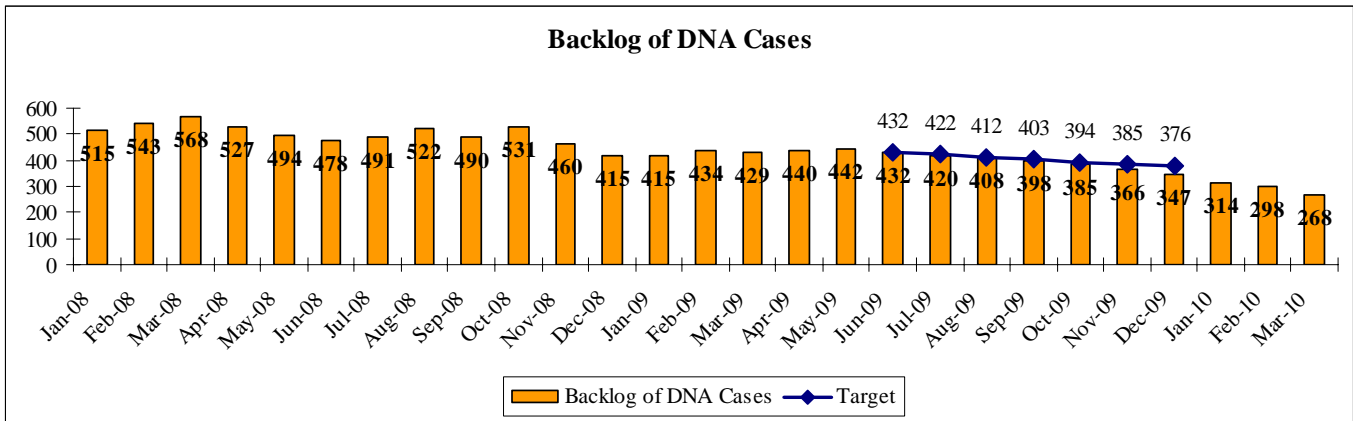
(Suggested Discussion Length: 15 Minutes)

- **Unanalyzed Rape/Sexual Assault Evidence.** In response to the reported increase in rape totals statewide in 2009, MSP was asked to provide an update on the number of unanalyzed DNA evidence in rape, sexual assault, and abuse cases by DNA laboratory. Current DNA analysis backlog data for each of the 6 statewide DNA laboratories is summarized below, with rape and sexual assault cases highlighted.

2010 First Quarter- BIOLOGY CASEWORK STATISTICS							
STATE OF MARYLAND DNA LABORATORIES							
Laboratory	MSP-FSD	Balto City	Balto. Co.	AA Co.	Mont. Co.	PG Co.	Total
Total Backlog	268	1315/441	84/36	257	82	530	
Homicide & Attmpts	60	73/99	16/12	18	2	147	
Rapes/Sexual Asslts/cAbuse	72	159/65*	20/8	38	17	129	179/329
Assault	9	95/36	8/0	4	3	34	
Robbery	24	214/70	10/3	23	20	63	
Theft/B&E	74	755/112	19/12	136	35	50	
Misc.	29	19/58	11/1	38	5	107	

*Serology/DNA

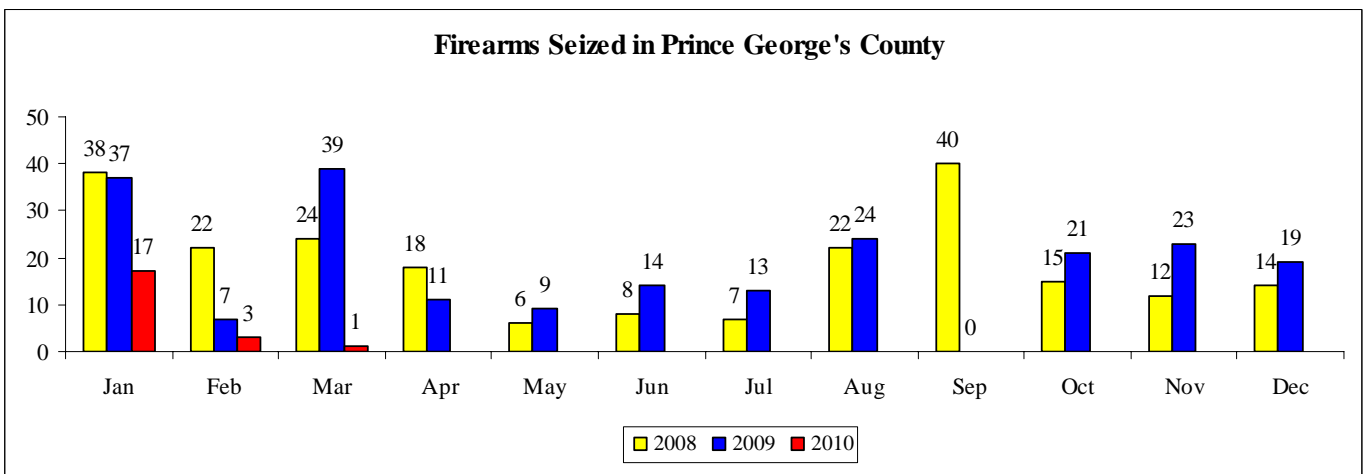
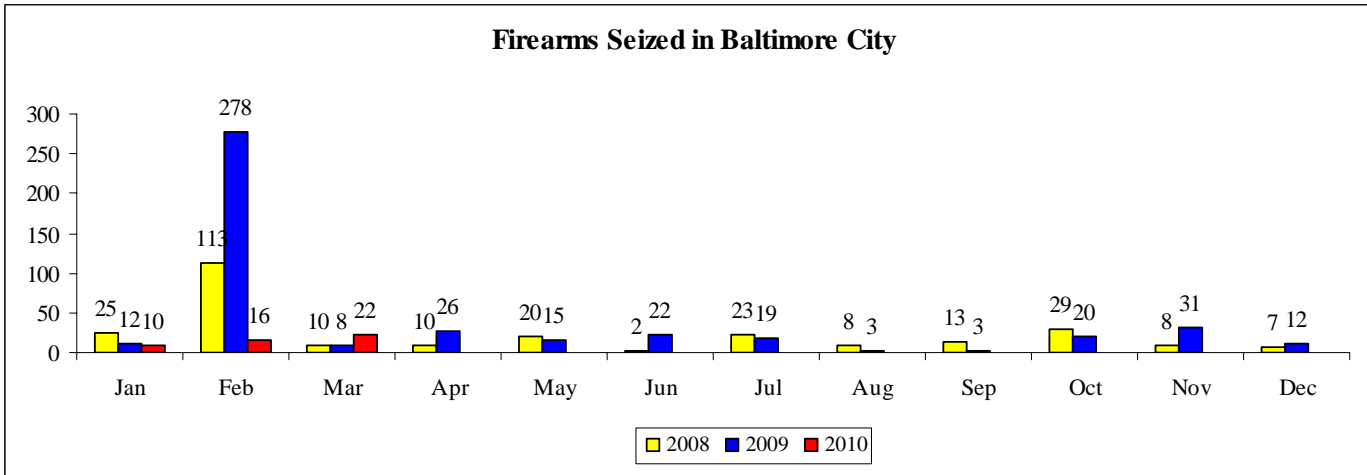
- MSP DNA Casework Backlog Reduction.** The following chart shows the backlog in DNA casework pending analysis by MSP. The panel should note that MSP is consistently meeting monthly targets for DNA backlog reduction as submitted to GDU towards the goal to reduce the backlog of DNA casework by 15% annually. Data in the below chart shows a current backlog of **268** DNA cases, down from **347** at year-end 2009, already a **23%** reduction since December 2009.



Guns

(Suggested Discussion Length: 10 Minutes)

- Firearm Task Forces.** The following charts show monthly gun seizure efforts by the Baltimore City (GTTF) and Prince George's County (FITF) Firearm Task Forces, as of March 2010.



- The following chart compiled by MSP shows total arrests and gun seizures by the Baltimore City (GTTF) and Prince George's County (FITF) Firearm Task Forces in 2009, as well as to-date gun seizures in FITF and the new MSP/ATF Task Force in 2010.

FIREARM TASK FORCES			
2010			
	Search Warrants	Arrests	Firearms Seized
MSP/ATF T.F.	6	10	47
FITF	7	4	21
Unit Totals	13	14	68
2009			
	Search Warrants	Arrests	Firearms Seized
GTTF	89	40	449
FITF	38	77	217
Unit Totals	127	117	666

- Harford/Baltimore County ATF Task Force.** MSP reports that training has been completed for personnel assigned to the new Harford County firearm task force.

- The following chart shows received and approved gun applications. This number hasn't been this high since April 2009.

