

Meeting Summary
StateStat website, May 6, 2010

Agency: Department of Public Safety and Correctional Services (DPSCS)/Division of Corrections (DOC)

Date of Meeting: April 22, 2010

The following is a summary of the issues that were discussed at the DPSCS/DOC Stat on April 22, 2010. Analysis is provided by StateStat and the Governor’s Delivery Unit (GDU).


Correctional Education



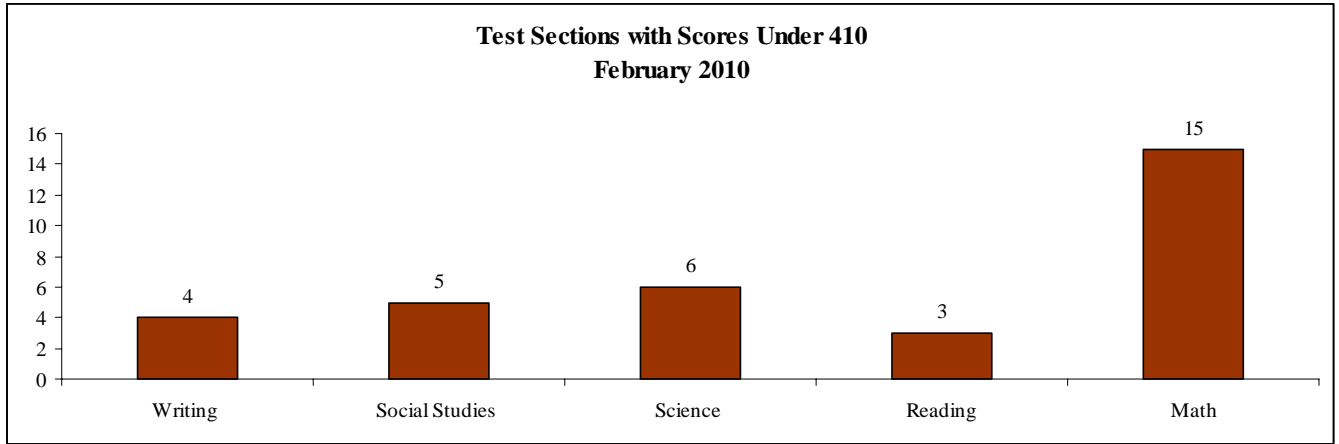
- **Template/reporting.** The “Enrollment” cell is now calculated by taking the total number of students who registered for the class during the month, then subtracting the number of completions and inmates released, removed and transferred. Calculating the new enrollment in this way gives a better picture of the number of individuals who were in the classroom at the end of the month.

The Department noted that some principals were still confused about the enrollment calculation. A meeting with principals, the Department of Labor, Licensing and Regulation (DLLR), and StateStat was planned to clarify this issue and any other outstanding template issues.

- **GED Test Results.** In February the average GED completion rate was 63 percent. Analysis of the test results by section revealed that failures in the Math section of the test comprised 15 of the 33 failed sections in February, or 45 percent. However, the 15 failures in the Math section occurred only in half of the institutions that administer GED testing.

The Department noted that one issue involves the availability of simulation testing and other strategies at each facility, which accounts some for the disparity in the results between institutions. They are now planning a meeting at the end of April with teachers and principals who have high pass rates to share strategies and success stories.

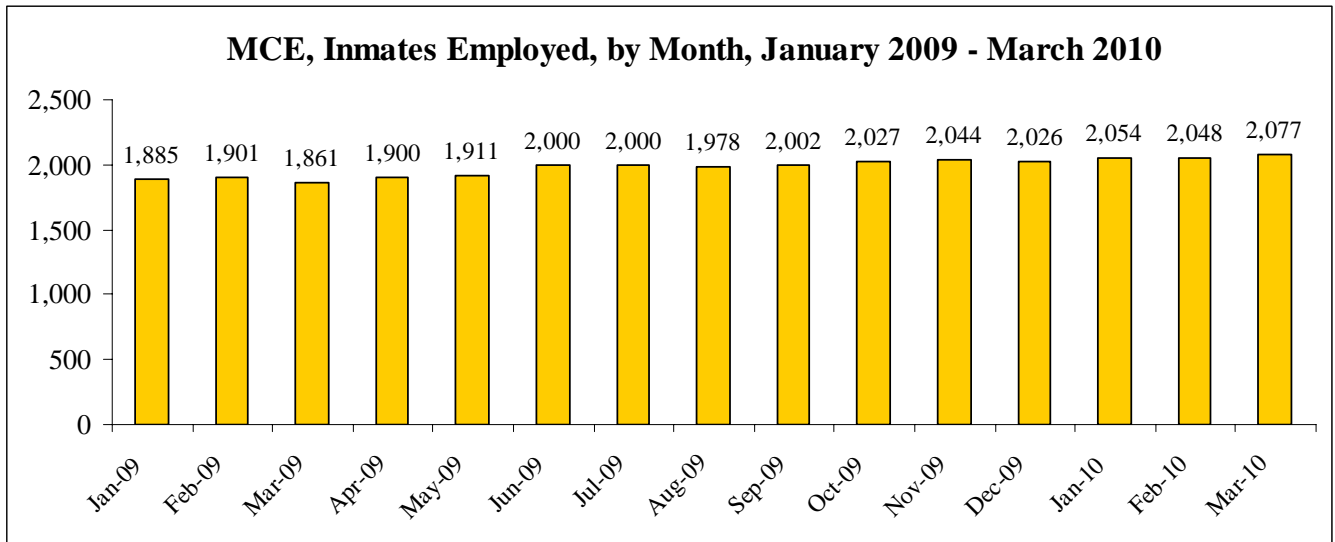




Maryland Correctional Enterprises (MCE)

- Inmates Employed.** After an all-time high in January 2010, Maryland Correctional Enterprises (MCE) employment *increased* in March, as shown in the following chart. More recent numbers are not yet available from the Department. March totals represent the highest ever monthly MCE employment figures.

The Department noted that it expects MCE employment to drop slightly in the coming months as the result of closing business units in the Maryland House of Correction.



- MCE Institutional Quick Freeze.** MCE and Maryland Department of Agriculture (MDA) representatives recently visited a correctional food processing site in Virginia to learn about their “Quick Freeze” operations. MCE reports that research has not identified any roadblocks preventing continued development of a similar program in Maryland and expects to complete a business plan by September 1st.

Targets and Outcomes for the MCE Buy Local Effort
Increasing local farmers’ production, sales and distribution outlets
Increasing school participation, supporting the Jane Lawton Farm-to-School Program, by serving available local food during the winter
Lowering cost to participating agencies via local sourcing and volume purchasing
Employing additional DOC inmates and training them for processing and distribution jobs for industry employment upon release.

Motor Vehicle Administration (MVA) Inmate IDs

- MVA ID Bus Service.** At the previous meeting, DOC was asked to revisit with MVA the possibility of submitting up to 60 names per month for MVA bus ID service to allow maximum service capacity, as not all 50 names submitted prior to MVA bus visits were able to be processed. DOC has reached out to MVA regarding this request and MVA is reviewing it. In addition, DOC is working to reduce no-shows and documentation checks to ensure that the names submitted can be processed during the MVA bus appointment.

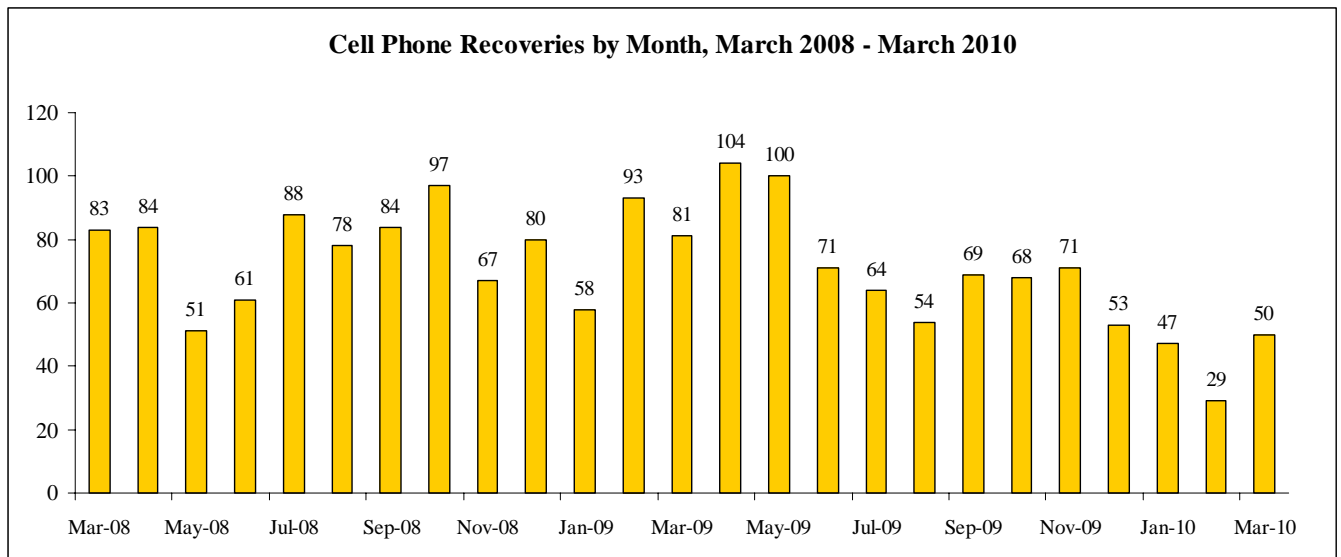
The Department noted that it will begin to add detainees from Division of Pre-trial and Detention Services (DPDS), either through the Metropolitan Transition Center (MTC) or Baltimore Area facilities. In addition, the Department is working with the Division of Parole and Probation (DPP) to

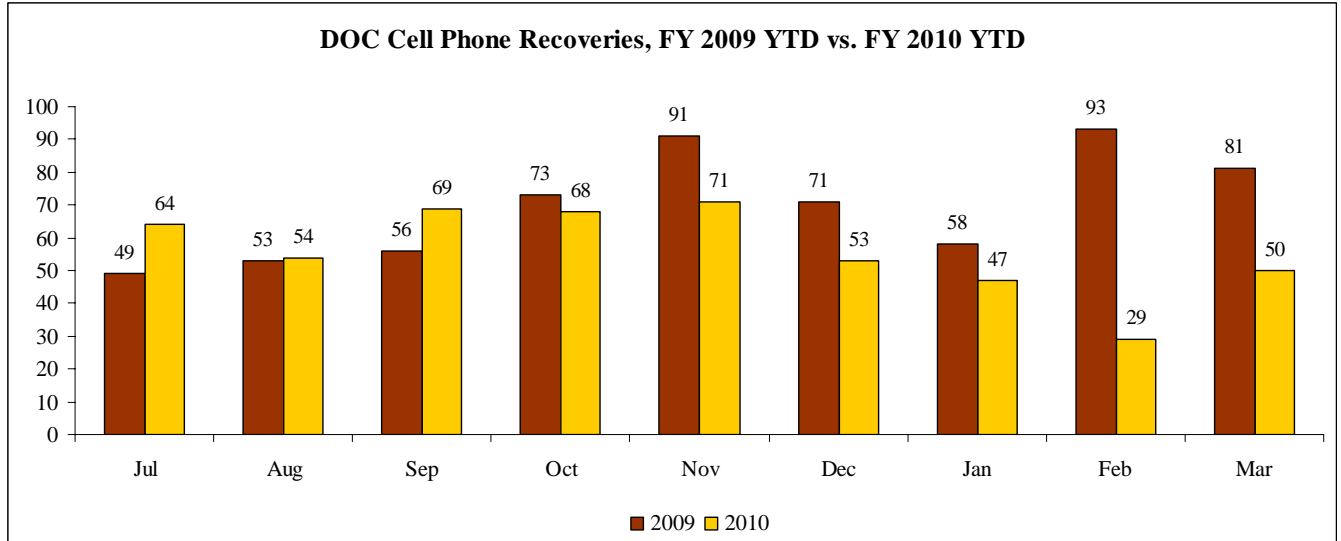
add probationers to the program wherever possible, as well as to increase outreach to inmates who are released to DPP's supervision

Inmate IDs, by month, type and location														
MVA Bus IDs Issued	Feb-09	Mar-09	Apr-09	May-09	Jun-09	Jul-09	Aug-09	Sep-09	Oct-09	Nov-09	Dec-09	Jan-10	Feb-10	Mar-10
Brockbridge	23	51	43	33	30	48	57	44	54	15	49	0	16	43
Metropolitan Transition Center			43	40	50	52	53	48	56	50	47	48	44	33
Baltimore Area Facilities												42	45	24
MVA Bus Pre-Release IDs Total	23	51	86	73	80	100	110	92	110	65	96	90	105	105
MVA Post-Release Branch IDs Issued	66	87	98	81	77	107	100	127	122	112	99	94	79	0
MVA Branch Visits						14	10	8	6	47	44	41	37	33
Total MVA IDs Issued	89	138	184	154	157	221	220	227	238	224	239	225	221	138

Cell Phones

- **Lower Cell Phone Seizures.** Data indicates that cell phone seizures have generally decreased at DOC facilities over the last ten months. This may be in part due to increased contraband efforts at DOC facilities.

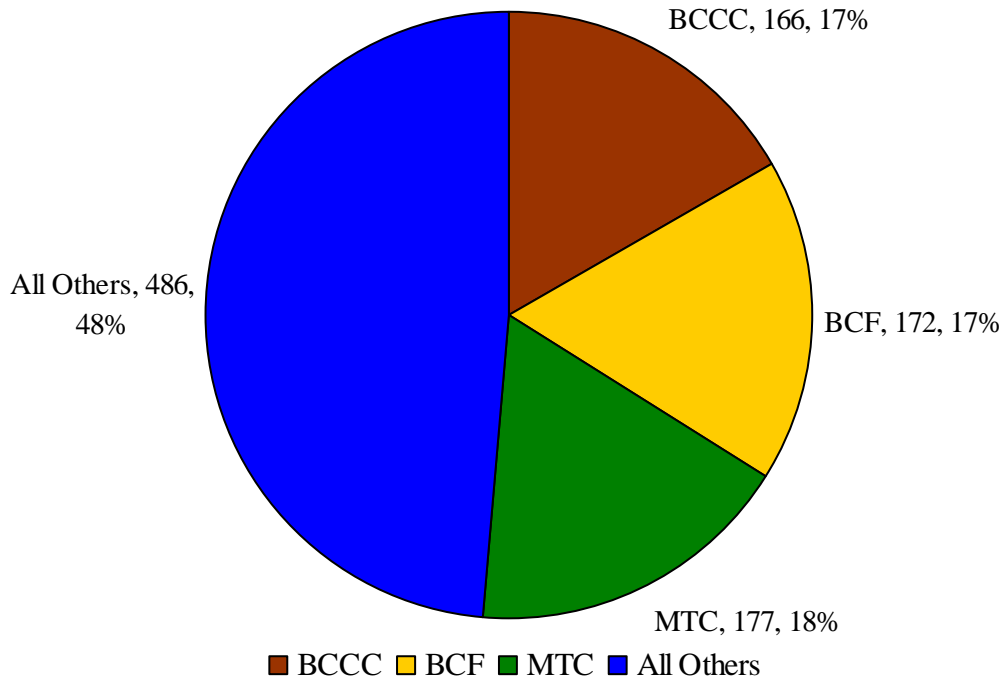




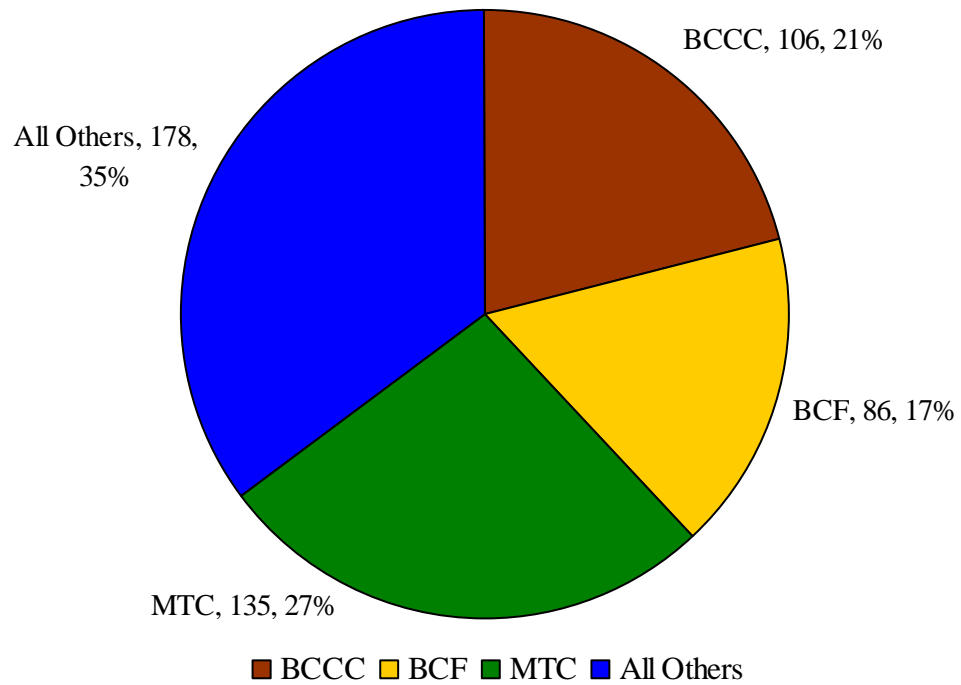
- Institution Hot Spots.** Three facilities are responsible for the majority of cell phones found at DOC: Baltimore City Correctional Center (BCCC), Brockbridge Correctional Facility (BCF), and the Metropolitan Transition Center (MTC). All three institutions are minimum security. These facilities were responsible for 51 percent of the cell phones found in fiscal year 2009 and 65 percent of the cell phones found in fiscal year 2010 YTD.

The Department noted that these facilities are highly transitory, with inmates coming in and out on a regular basis for work release and other programs. In addition, all are located in an urban area, which means that cell phones can be easily tossed over the walls. Analysis of phone seizures indicates that the majority of phones are found in the prison yard and other areas (where they are tossed over) rather than within the facility or on inmates. The Department noted that they are focusing on these institutions to combat the entry of cell phones to minimum security prisons.

FY 2009 Cell Phone Seizures by Institution



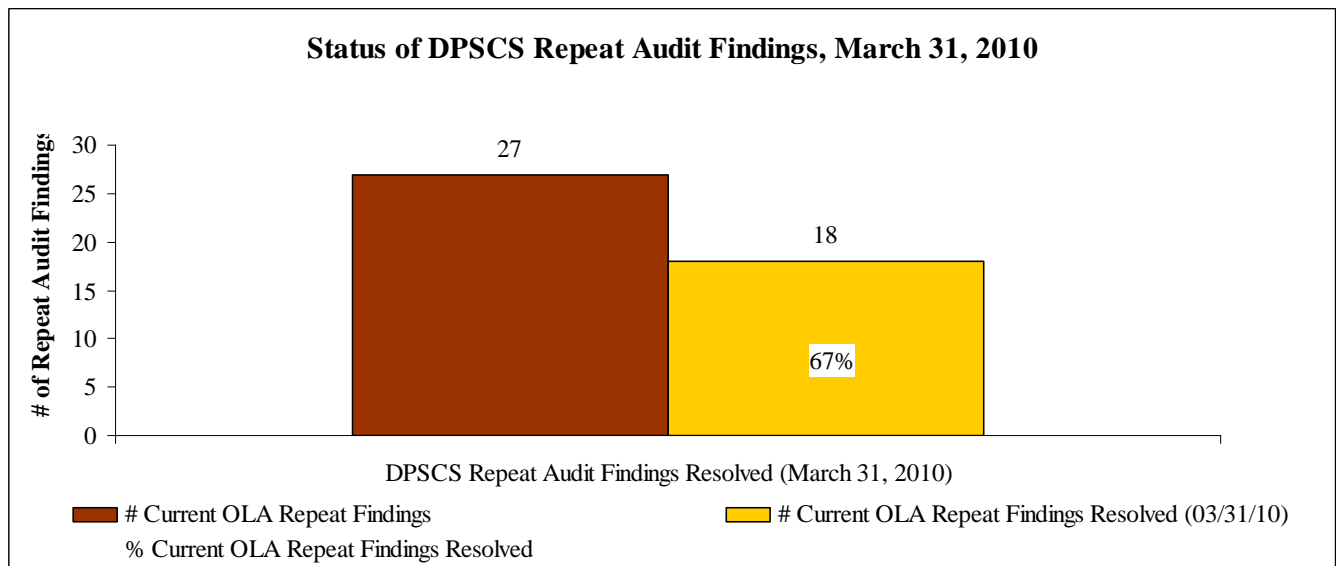
FY 2010 Cell Phone Seizures by Institution



Office of Legislative Audits (OLA) Repeat Audit Findings

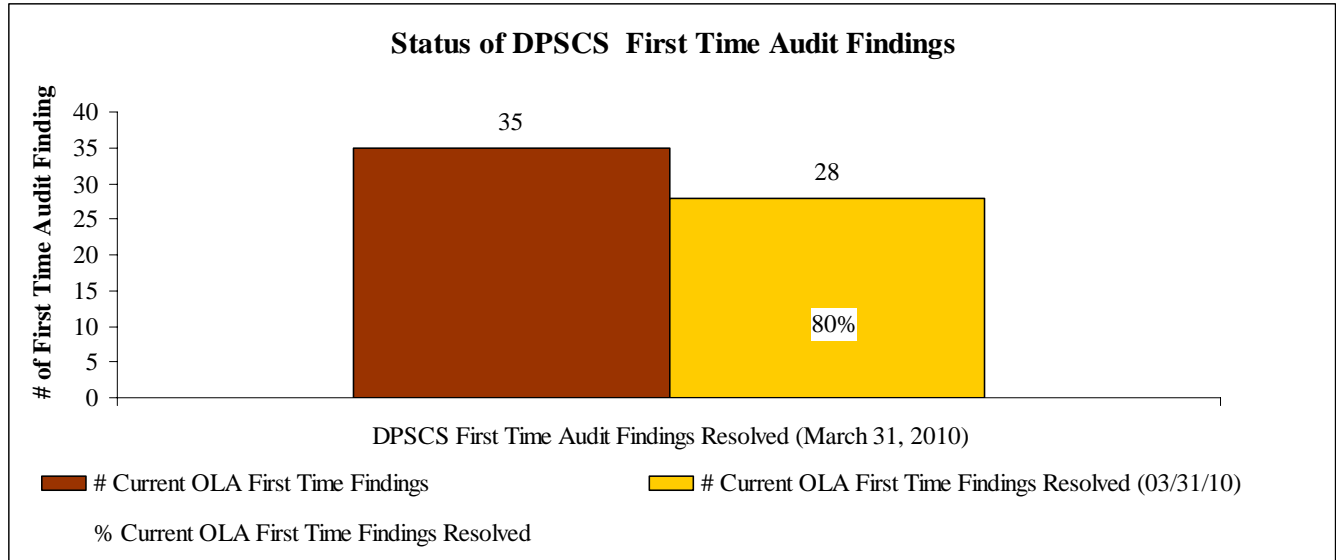
- **Repeat Audit Findings.** There has been significant discussion of repeat audit findings at previous meetings. A summary of the Department's efforts to resolve repeat audit findings is shown in the chart below.

There has been significant progress in the Department's review of repeat audit findings. Specifically, the Department has revised its oversight protocols to include additional checks to ensure that corrective action plans are being followed, both at the facility level and at the Office of the Secretary.



- **Overall Audit Progress.** In addition to resolving repeat audit findings, the Department reports progress in resolving “new” audit findings. Of 35 first time audit findings, 28 findings (80 percent) have been resolved.

In addition, the Department noted that the OLA audit of the Hagerstown region was received in the last quarter and contained no audit findings.



Cross-Border Information Sharing

- Overview.** As a result of Governor O'Malley's recent meeting with Washington D.C. Mayor Fenty and Virginia Governor McDonnell, the Governor's Office of Crime Control and Prevention (GOCCP) has asked that Secretary Maynard to reach out to his counterparts in Virginia and D.C. to include their databases (called COPNET in Virginia and JUSTIS in D.C.) in Maryland's Law Enforcement Dashboard.