

## DPSCS Meeting Summary

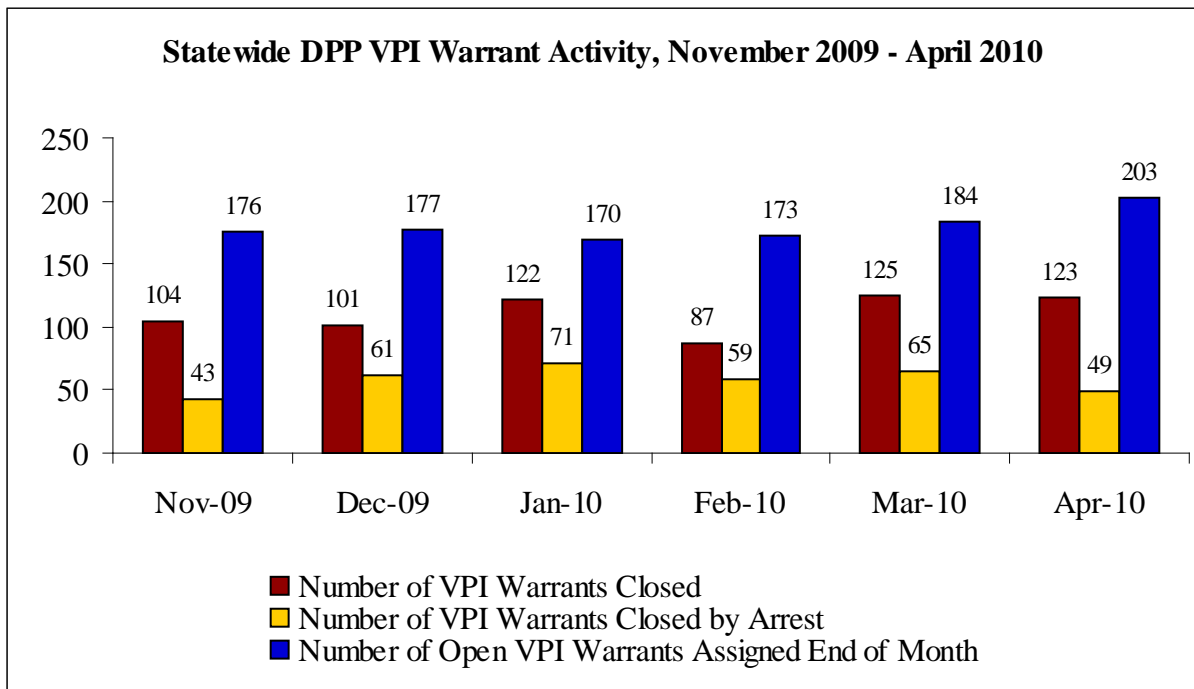
**Agency:** Department of Public Safety and Correctional Services (DPSCS): Division of Parole and Probation (DPP) and Division of Pre-trial and Detention Services (DPDS)

**Date of Meeting:** May 27, 2010

Following is a summary of issues discussed at the DPSCS—DPP/DPDS Stat on May 27, 2010. Analysis is provided by StateStat and the Governor’s Delivery Unit (GDU).

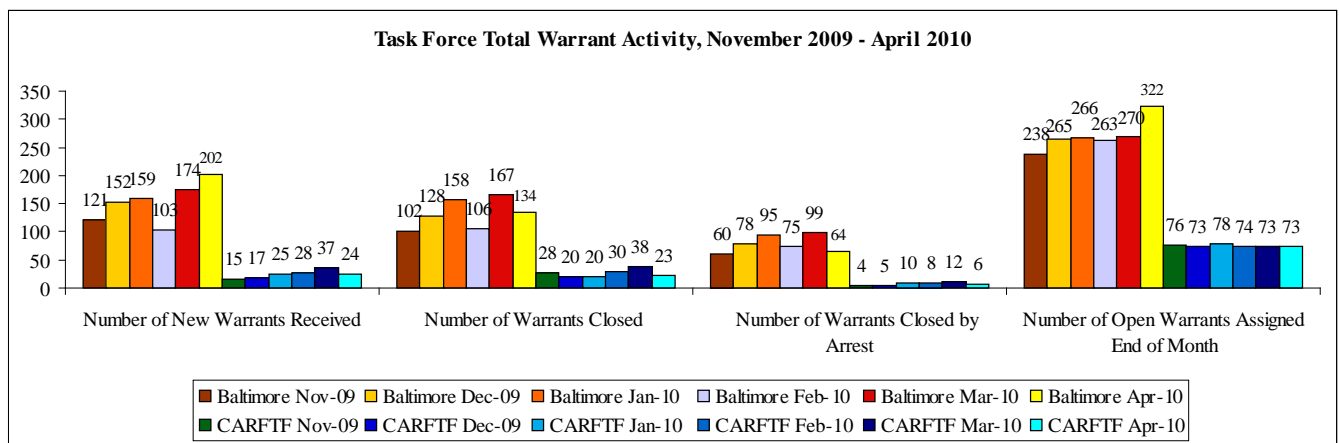
### Warrants

- **Statewide Violence Prevention Initiative (VPI) Warrants.** The Division of Parole and Probation (DPP) has now submitted April warrant service data in its Stat template. The total number of open VPI warrants statewide has continued to increase over the last several months. In April, there was a particularly large increase in the number of new VPI Probation warrants received as compared to Parole/Mandatory warrants.



Statewide VPI Warrant Activity	Monthly Reporting Period			
	Jan-10	Feb-10	Mar-10	Apr-10
<b>Number of Open VPI Warrants Beginning of the Month</b>	<b>177</b>	<b>170</b>	<b>173</b>	<b>184</b>
Parole/Mandatory	107	105	99	108
Probation	70	65	74	76
<b>Number of New VPI Warrants Received</b>	<b>115</b>	<b>90</b>	<b>136</b>	<b>142</b>
Parole/Mandatory	69	58	97	66
Probation	46	32	39	76
<b>Number of VPI Warrants Closed</b>	<b>122</b>	<b>87</b>	<b>125</b>	<b>123</b>
Parole/Mandatory	74	64	88	80
Probation	48	23	37	43
<b>Number of VPI Warrants Closed by Arrest</b>	<b>71</b>	<b>59</b>	<b>65</b>	<b>49</b>
Parole/Mandatory	57	45	57	43
Probation	14	14	8	6
<b>Number of Open VPI Warrants Assigned End of Month</b>	<b>170</b>	<b>173</b>	<b>184</b>	<b>203</b>

- Warrant Task Forces.** Total warrant closures at both task forces decreased in April, although the total number of open warrants at the end of the month at Capital Area Regional Fugitive Task Force (CARFTF) remained static. The total number of open warrants assigned to DPP at the Baltimore Task Force increased significantly in April, from 270 open warrants at the end of March to 322 open warrants at the end of April.



## Domestic Violence Supervision Policy

- Domestic Violence Supervision Training.** A total of 815 DPP employees are required to attend domestic violence training on these new policies. At the close of April 2010, 353 employees (43 percent) received training in the new domestic violence supervision protocols. Of the remaining 462 untrained employees, 240 (or 52 percent of the untrained) are scheduled to complete training by the end of June 2010.

<b>DPP Domestic Violence Protocol Employee Training</b>	
Total DPP Employees Requiring Training	815
Total Trained	353
Total Untrained	462
Total Scheduled*	240
Total Unscheduled	222

\*Scheduled to receive training by the end of June 2010

- **Domestic Violence Tracking Template.** DPP is now submitting the following information on its regular StateStat template tracking domestic violence offenses, with the classification of the code “D” signifying a “domestic-related” offense.

Warrants Issued for a New Offense Special Program Code "D" (The offenses below indicate the new arrest.)	Monthly Reporting Periods				
	Feb-10	Mar-10	Apr-10	May-10	% Change
Arson	0	0	0		#DIV/0!
Assault	5	7	6		-14.3%
Att. Murder	0	0	0		#DIV/0!
Burglary	0	0	0		#DIV/0!
Carjacking	0	0	0		#DIV/0!
Drugs	4	3	0		-100.0%
DWI	1	1	0		-100.0%
Homicide	1	0	0		#DIV/0!
Manslaughter	0	0	0		#DIV/0!
MVA	0	1	1		0.0%
Other	1	2	5		150.0%
Robbery	1	1	0		-100.0%
Sex Offense	0	0	0		#DIV/0!
Theft	0	1	2		100.0%
Weapons	0	1	1		0.0%
<b>Totals</b>	<b>13</b>	<b>17</b>	<b>15</b>		<b>-11.8%</b>

- **Office of Victim Services Template.** DPP has submitted an updated tracking template for monitoring Domestic Violence victimization and victim interaction data, shown below. Data has been submitted for April numbers, and will be used for comparative analysis beginning with May totals.

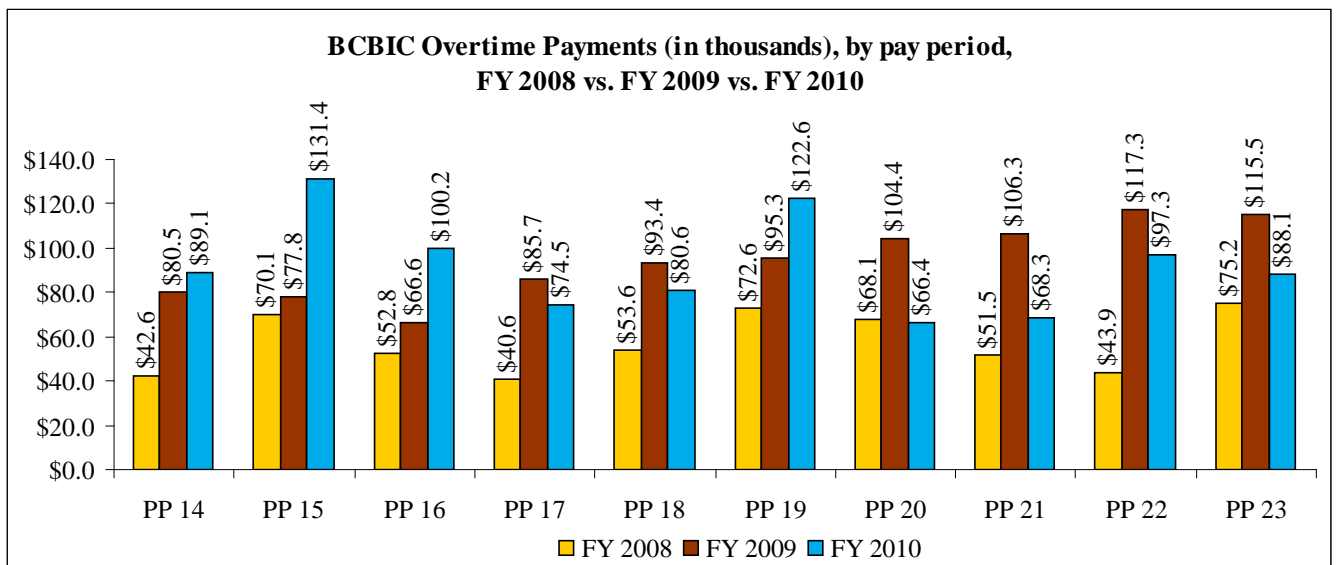
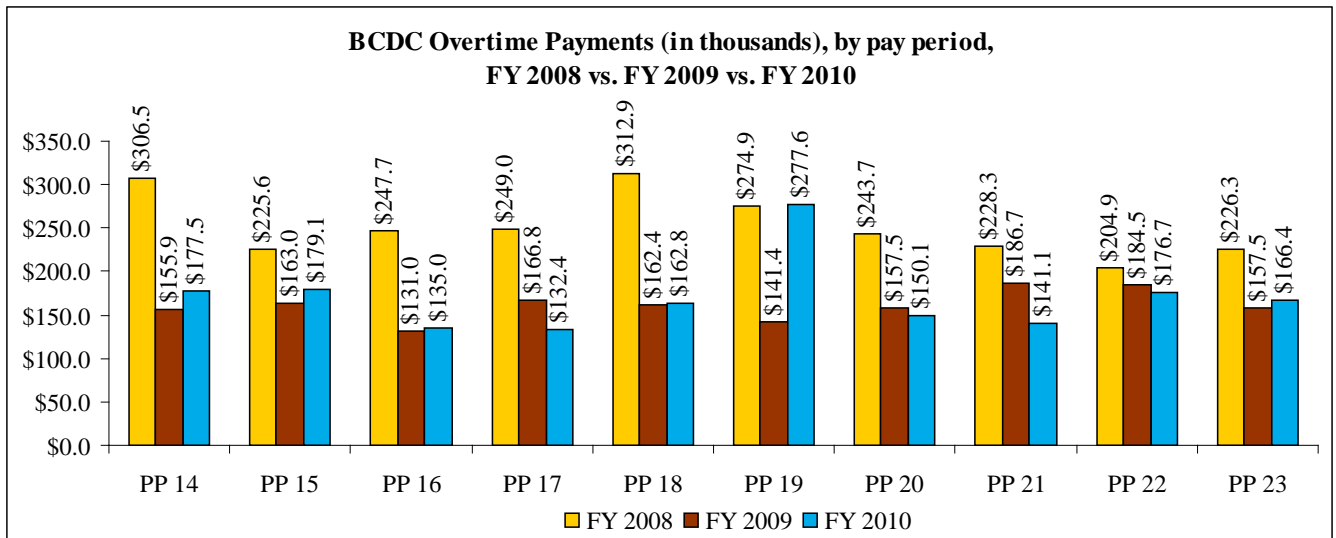
VICTIM INTERACTION (INCLUDES NEW AND EXISTING VICTIMS)	Monthly Reporting Periods				
	Mar-10		Apr-10		% Change
	# of Primary Victims	# of Secondary Victims	# of Primary Victims	# of Secondary Victims	
Notification/Victim Rights					
Assistance/Compensation Claims					
Crisis Counseling					
Follow-Up Contact					
Criminal Justice Support/Advocacy					
Personal Advocacy					
Information/Referral ( <i>in person</i> )					
Information/Referral ( <i>telephone</i> )					
Information/Referral ( <i>mail</i> )					
Restitution Assistance					
Safety Planning					
Information/Referral By Email					
Total					

- **Improvements from Domestic Violence Supervision.** The Department was asked to highlight all domestic violence supervision data fields to be tracked by StateStat that have been enhanced or initiated as a result of the Department’s new domestic violence supervision protocols.

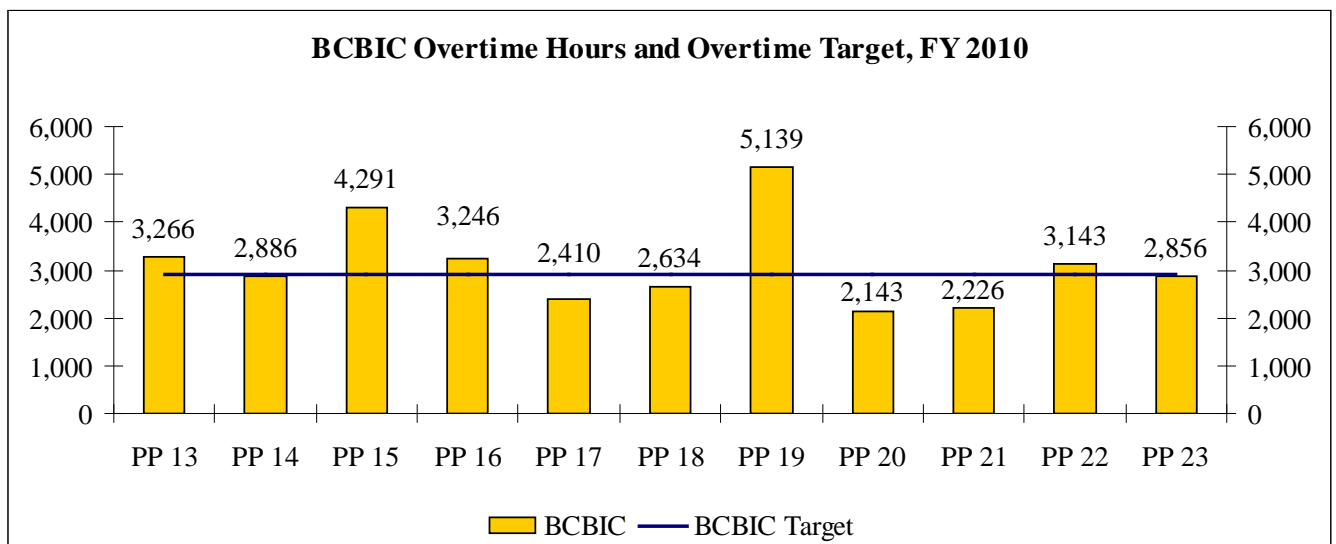
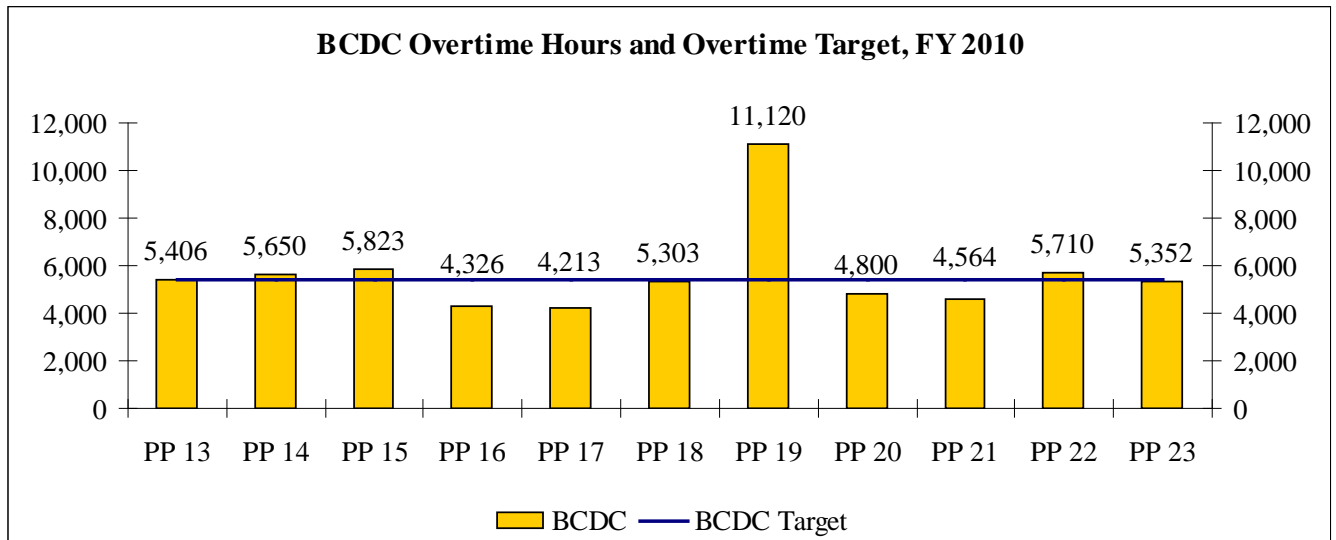
Improvements from DPP Domestic Violence Supervision Policy
An increase in the number of cases revoked for technical violations;
An increase in the number of warrants issued for technical violations;
A decrease in the number of cases revoked for new offenses;
An increase in the number of safety plans developed;
An increase in the number of victims provided assistance information and referrals.

**Overtime**

- Overview.** In the most recent pay period, DPDS posted a decrease in overtime at both Baltimore City Detention Center (BCDC) and Baltimore City Booking and Central Intake (BCBIC). This may be in part due to the effect of the Department’s new staffing plans and efforts to improve medical transports.

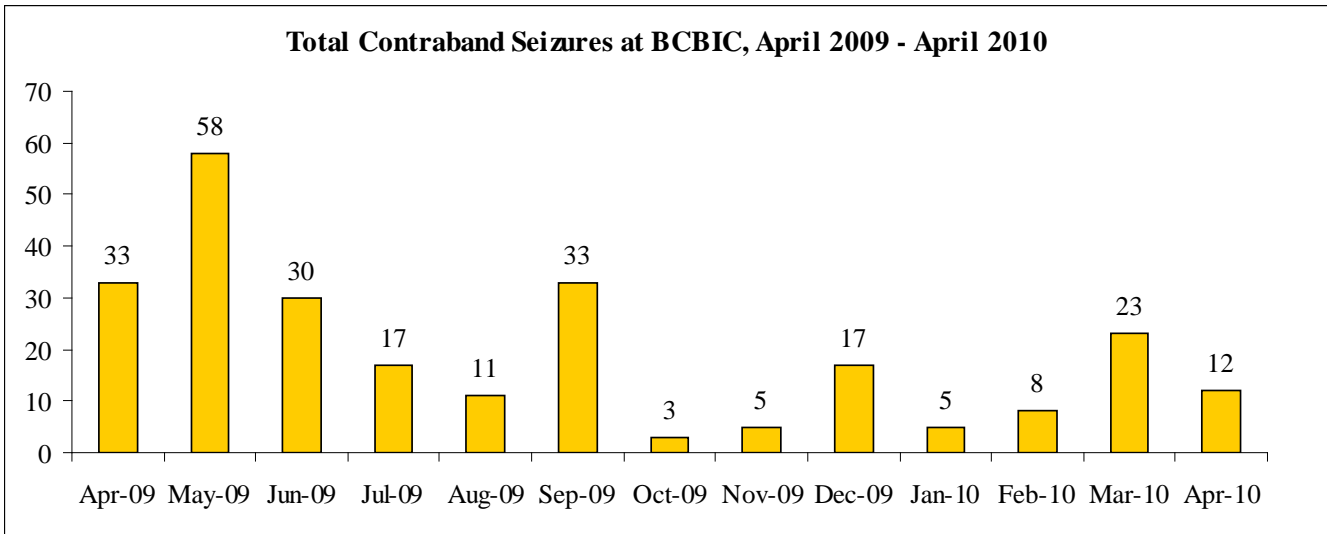
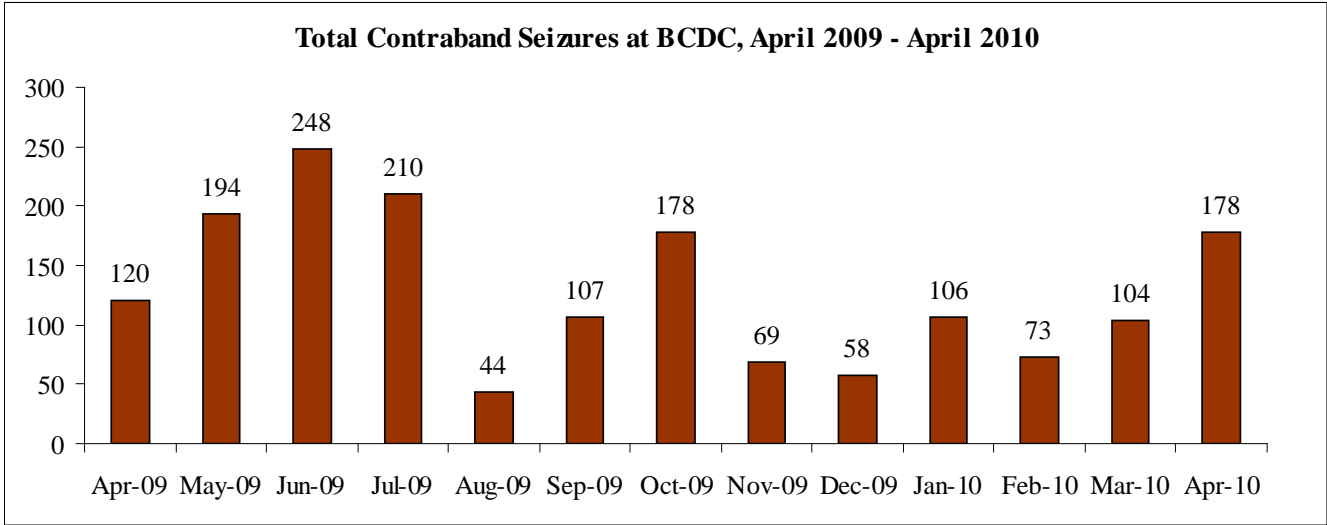


- Overtime Targets.** The Department has now set overtime targets for both BCDC (5,000 hours per pay period) and BCBIC (2,900 hours per pay period). Data shows that Department hit both targets in the most recent pay period (which is the first since analysis was completed and targets were set).



**Contraband**

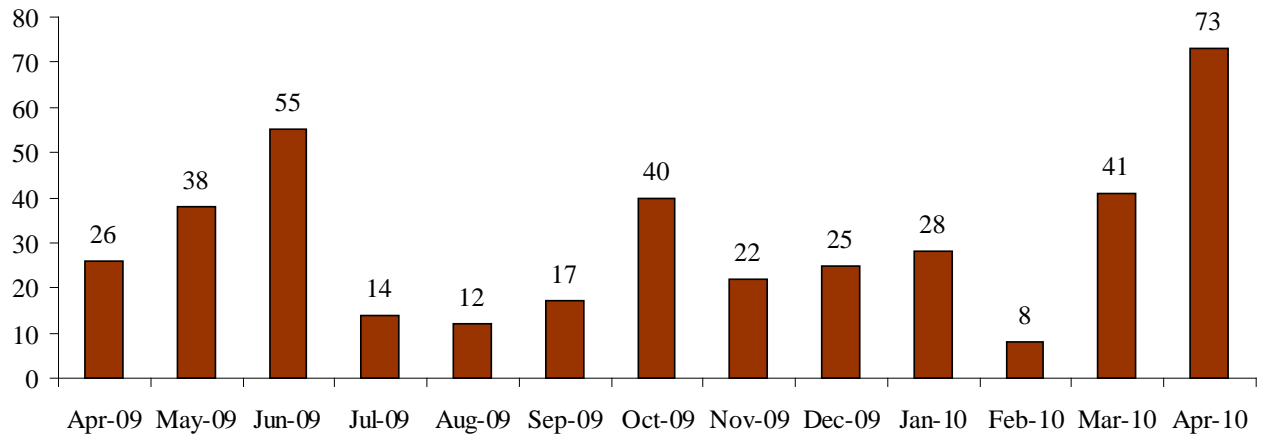
- Overview.** The Department is now reporting contraband on a standardized template across both DPDS and Division of Correction (DOC). In addition, new data has been added on the number of staff found with contraband.



- **Cell Phones.** The total number of cell phones rose again at BCDC.

The Department noted that the lockdown of DPDS facilities assisted in its contraband effort.

**Cell Phone Seizures at BCDC, April 2009 - April 2010**



**Cell Phone Seizures at BCBIC April 2009 - April 2010**

