



Meeting Summary

Agency: DLLR

Date of Meeting: June 3, 2010

Following is a summary of issues discussed at the DLLR Stat on June 3, 2010. Analysis is provided by StateStat and the Governor's Delivery Unit (GDU).

General Observations

- The following issues are highlighted:
- Follow-up Items
- GDU Goals Summary
- Unemployment Insurance Issues
- Labor and Industry Issues
- Financial Regulation Issues
- Human Resources Issues

Follow Up Items

- **OSHA Audit.** DLLR will provide StateStat with the results of the federal OSHA audit as well as DLLR's response when the information is available. The federal government extended the timeframe for completing the audit to May 31st.

GDU Goals Summary

- On Wed. May, 26th, DLLR took part in a Skills Stock Take Meeting. While DLLR has done a good job of framing the Administration's up-skilling efforts within the context of the very coherent and compelling Skills2Compete initiative, it has yet to complete a Delivery Plan that adequately articulates the strategies and actions that are being undertaken to achieve it. Finalizing the up-skilling Delivery Plan and accelerating its implementation are of the highest priority. DLLR and its partners have decided upon the following strategies, categorized by those that directly increase the skills of workers and those that drive workers into programs that provide direct training.

Strategies that Directly Support Skills Training:



- Strategy 1: *Community Colleges: Increase the number of degrees and certificates awarded by Maryland's sixteen community colleges and increase enrollment in workforce-related non-credit courses including enrollment in continuing education that leads to a government or industry required certificate or license.*
- Strategy 2: *Expand the Maryland Business Works Program (MBW) incumbent worker training initiative to advance the skills of over 3,000 incumbent workers annually in Maryland by 2012.*
- Strategy 3: *Expand participation of inmates in apprenticeships and nationally recognized certificate programs.*
- Strategy 4: *Increase the number of adult education participants who enter post-secondary education or training.*
- Strategy 5: *Expand the Maryland Weatherization and Training Program.*
- Strategy 6: *The Maryland Apprenticeship and Training Program will increase the number of Registered Apprentices and Graduates of Apprenticeship Programs and Registered Apprenticeship Programs by 2012.*
- Strategy 7: *Increase the number of MD RISE (Reaching Independence and Stability through Employment) customers who complete occupational skills training and receive an industry-recognized certificate.*

Strategies that Indirectly Support Skills Training Through Referrals and Outreach:

- Strategy 8: *Coordinated Skills 2 Compete partner outreach re. community college opportunities.**
- Strategy 9: *Increase outreach and promotion of S2C to Maryland workers. Increase collaboration with and outreach to the private sector, advocacy groups local workforce agencies, and post-secondary institutions.*
- Strategy 10: *Up-Skilling financial aid opportunities promoted by MHEC.*
- Strategy 11: *MHEC/MDOD outreach to the disabled community.*

Strategies Directly Managed by DLLR

Expand the Maryland Business Works Program (MBW) to Advance the Skills of 3,000 Incumbent Workers in Maryland by 2012

This expanded effort was launched in January 2009, facilitated by the Maryland Business Works program. It is designed to be responsive to business needs and is targeted at businesses that are investing and growing in Maryland.

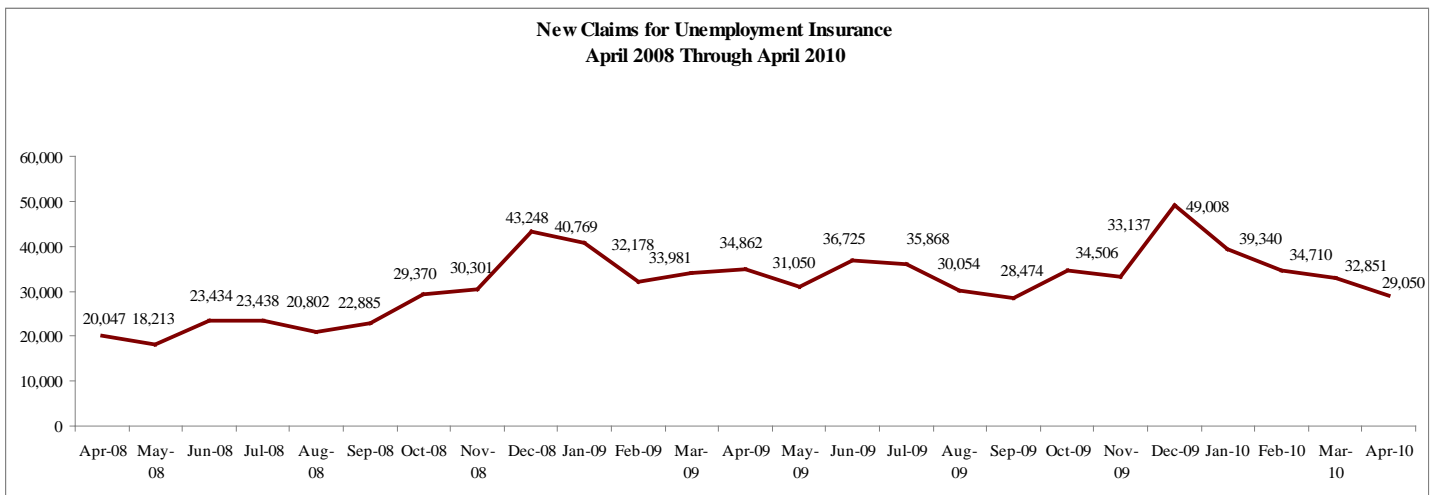
Implementation Targets	Baseline Data (July 1, 2009)	Agency 2012 Goal(s)
Number of incumbent workers receiving MBW funded training*	2461	3105
Number of employers receiving MBW funded training	210	275
Number of employer projects receiving MBW training	475	600

- **The Maryland Apprenticeship and Training Program will increase the number of Registered Apprentices and Graduates of Apprenticeship Programs and Registered Apprenticeship Programs by 2012**

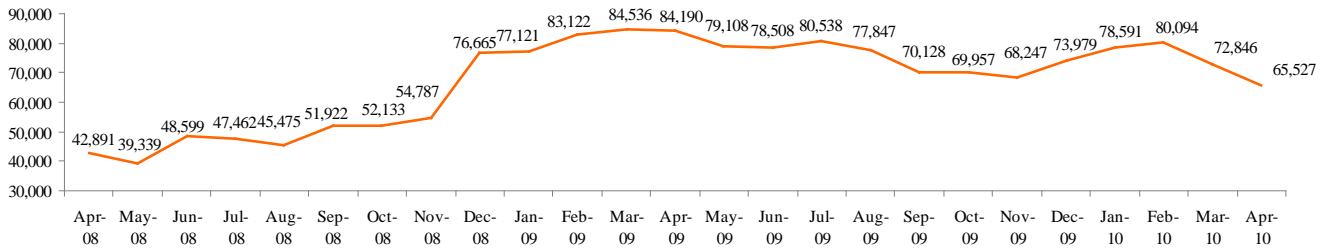
- The Maryland Apprenticeship and Training Program will increase Registered Apprenticeship Programs by registering at least 15 new programs by 2012, including at least 5 new non-construction programs, and will increase the number of Registered Apprentices by 720 by 2012. Targeted areas for recruitment in non-traditional occupations include Healthcare, Information Technology, Higher Education, and Environmental Industries. Recruitment will aim to build upon existing training programs and to register existing programs as apprenticeships in order to offer employers in these industries access to experienced and highly trained apprenticeship graduates.
- **Increase Basic Adult Education Skills by 2012**
 - DLLR/DWDAL plans to improve the self-sufficiency and employability of adult learners in Maryland by:
 - 1) improving basic skills by the equivalent of one grade level or more;
 - 2) increasing the number of adults by 4% who attain a Maryland High School Diploma through the GED Testing Program or the National External Diploma Program;
 - 3) increasing the number of adults who transition to post secondary education/ training programs and employment by 1%; and
 - 4) coordinating with DPSCS's Correctional Education Division to facilitate the educational **Coordinated Communications Strategy**

Unemployment Insurance Issues

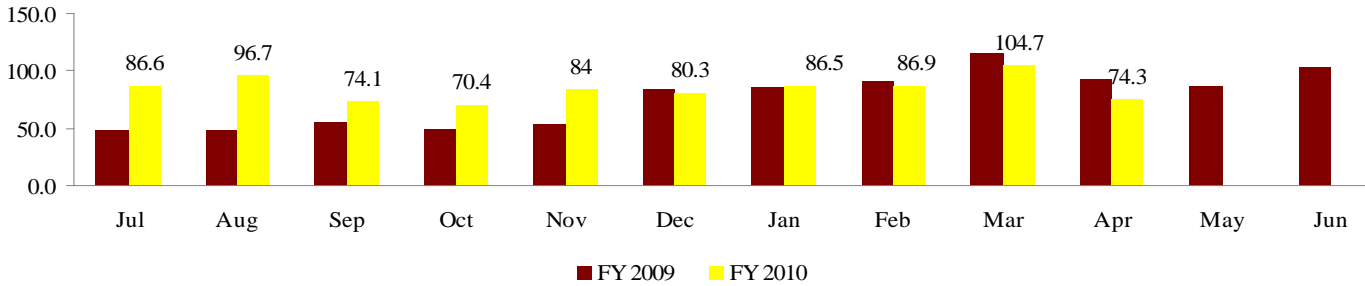
- New claims for Unemployment Insurance continued to decrease in April 2010 to the lowest point since September 2009. The number of persons currently drawing UI benefits decreased from 72,846 in March to 65,527 in April, the lowest point since November 2008. Dollars paid in UI benefits decreased to 74.3 million in April, as weekly benefits paid have decreased for the tenth consecutive week. Meanwhile, the UI trust fund balance increased from \$10 million to \$78 million, which includes the \$127 million in trust fund incentive funds from ARRA in addition to a loan from USDOL that DLLR will pay back by the end of the year so that it will be interest free.



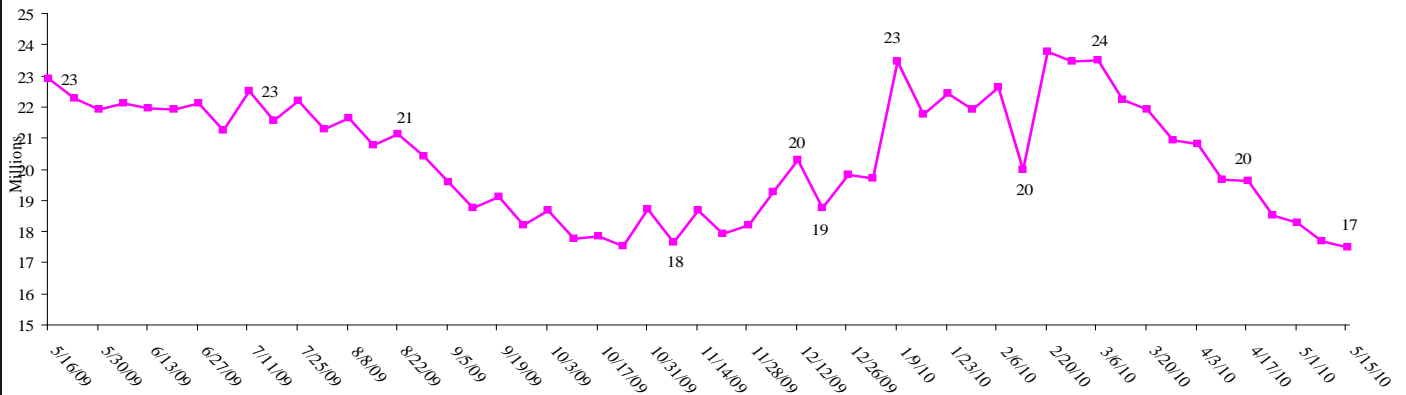
**Persons Currently Drawing UI Benefits
April 2008 Through April 2010**

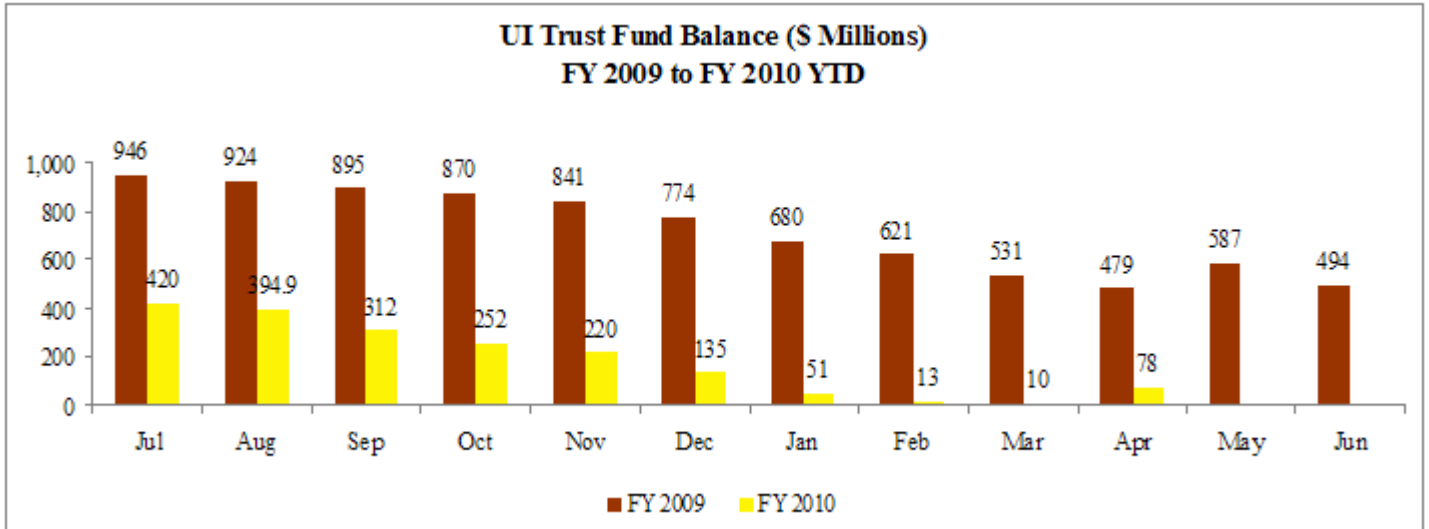


**Dollars Paid in UI Benefits (in Millions)
FY 2009 to FY 2010 YTD**

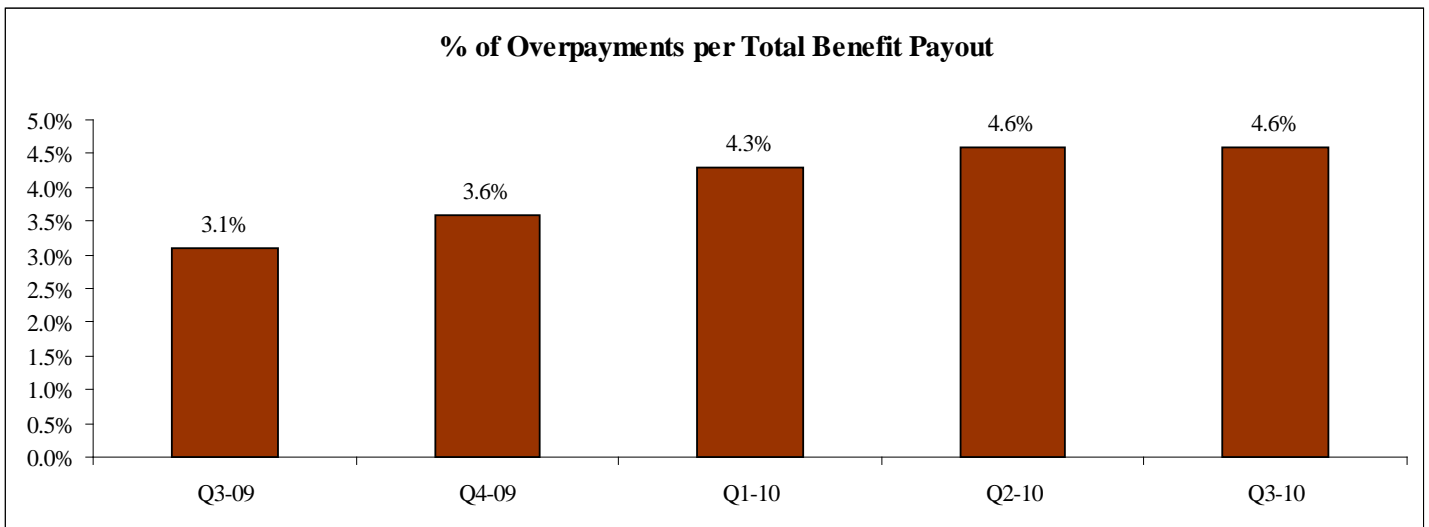


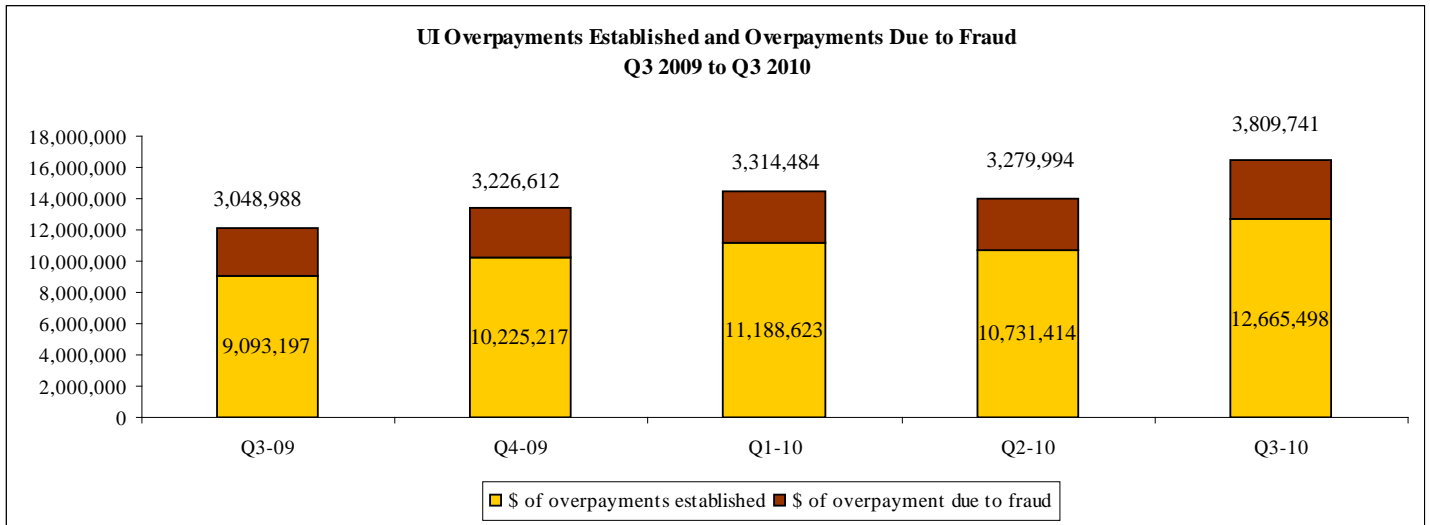
UI Trust Fund--Weekly Benefits Paid





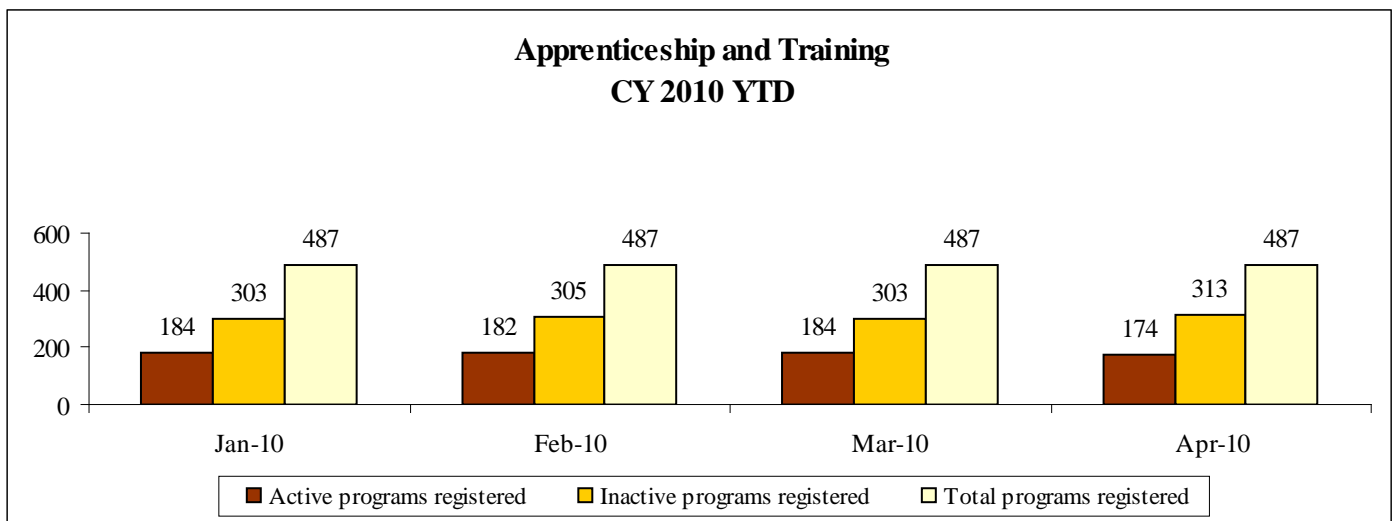
- UI overpayments.** This month, DLLR began tracking the percentage of benefits paid out that were overpayments and the dollar amount of UI overpayments due to fraud. Overpayments comprised 4.6 percent of total benefits paid in the second and third quarters of FY 2010. From Q3 2009 to Q3 2010, the average percentage of overpayments established due to fraud is 31 percent.



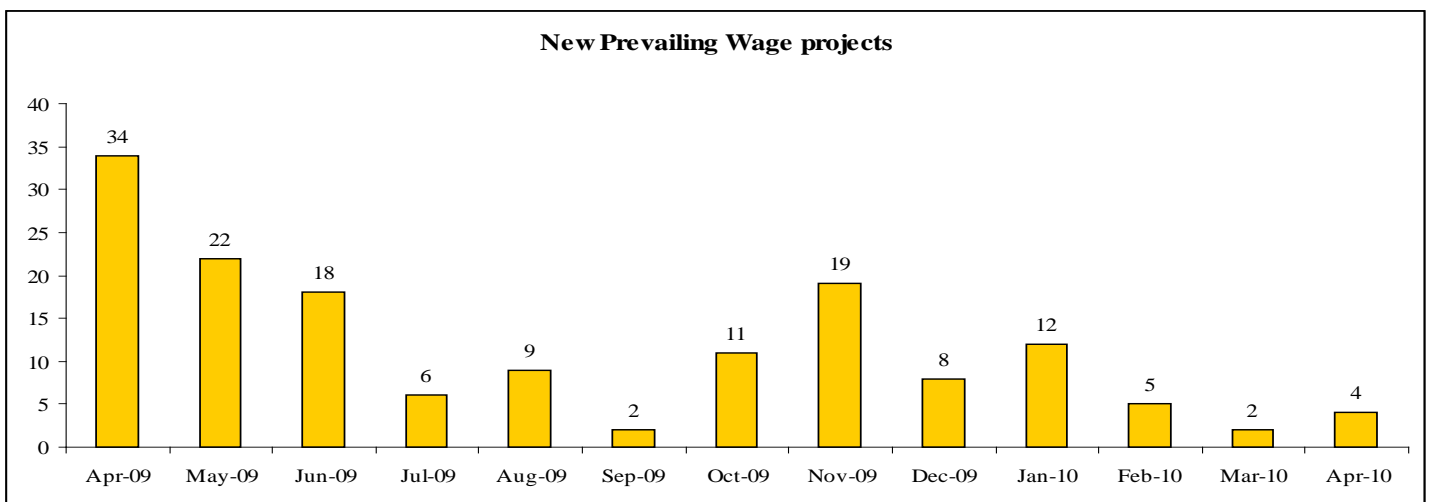
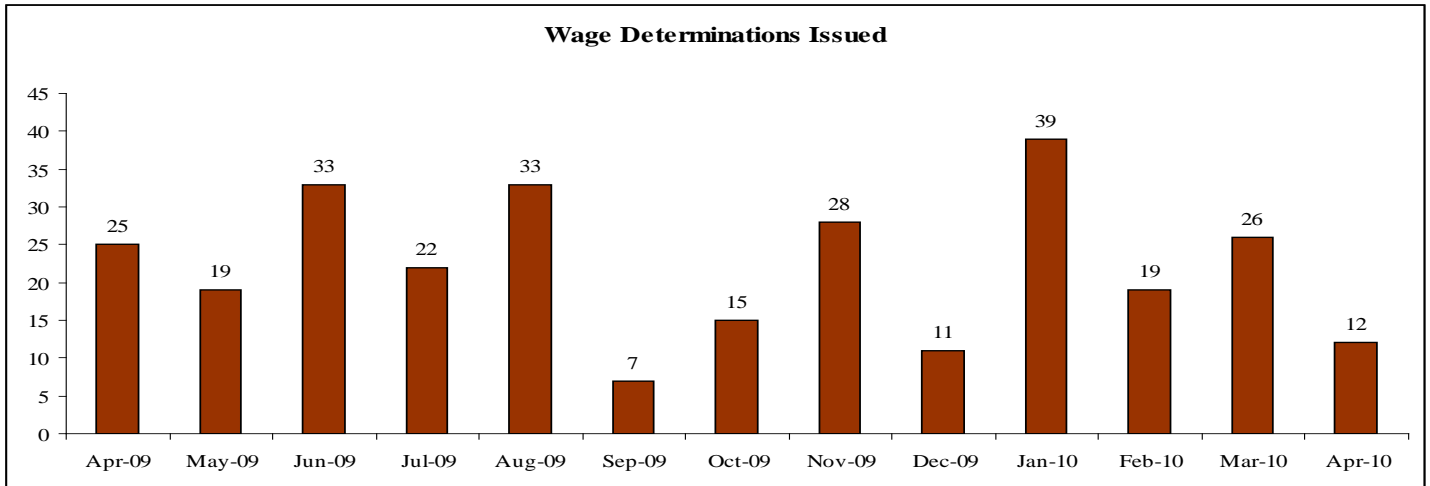


Labor and Industry Issues

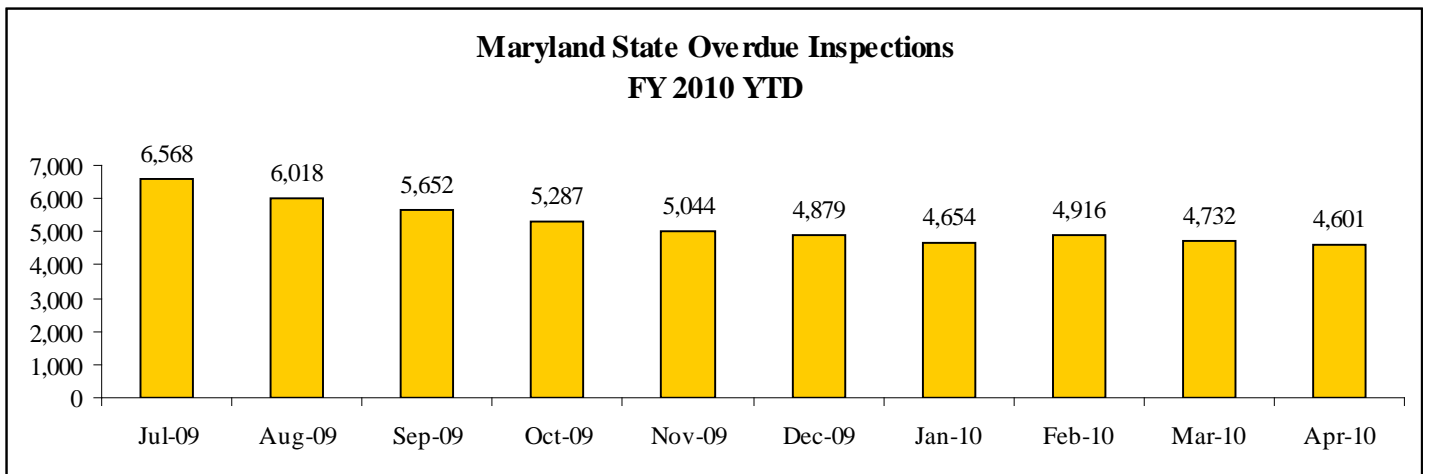
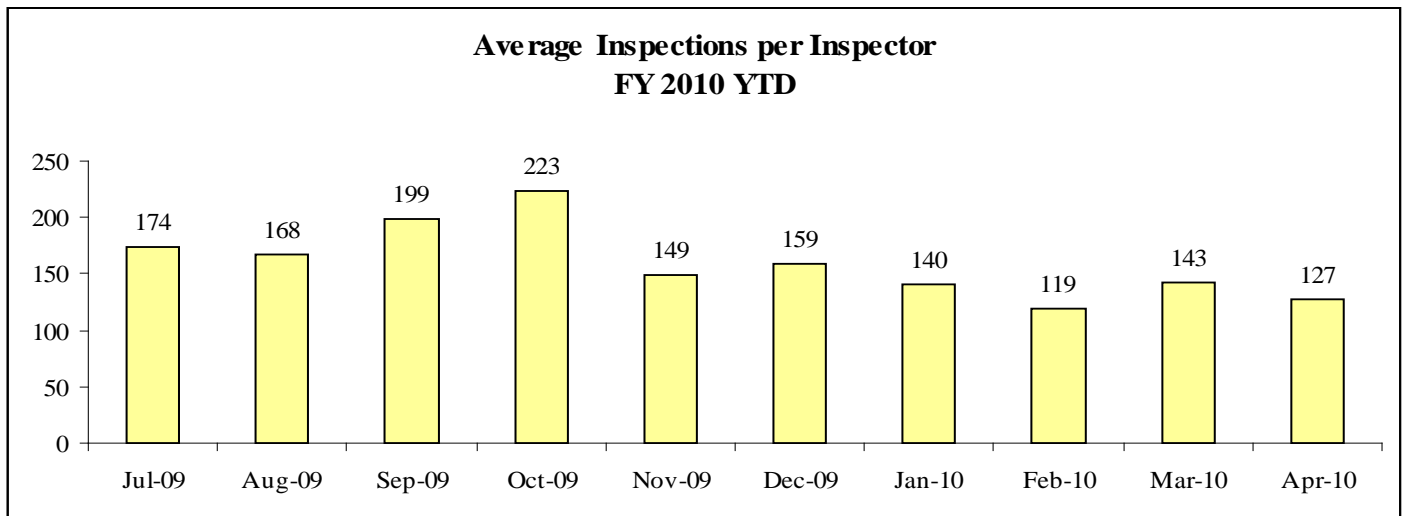
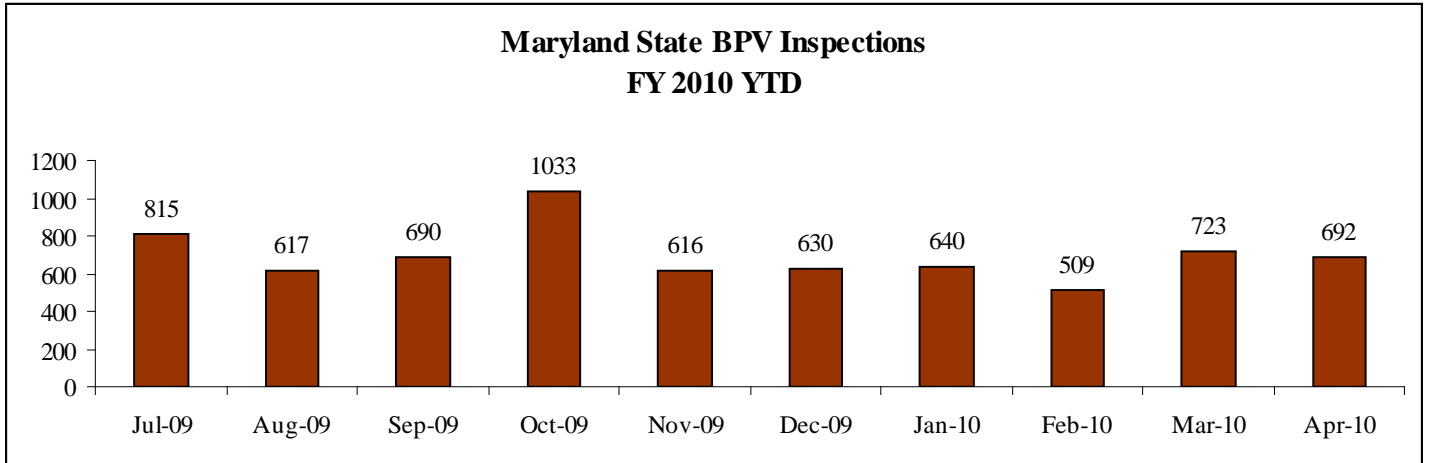
- Apprenticeship and Training.** The number of active apprenticeship programs registered decreased from March to April 2010, while the number of inactive programs increased. The Department responded that it keeps programs registered even though they are inactive to make the process of becoming active more efficient.



- Prevailing Wage.** The number of wage determinations issued has decreased from March 2010 to April 2010. The number of new prevailing wage projects has also decreased as shown in the charts below. While both metrics are decreasing, they do not seem to be following the same pattern, i.e. wage determinations do not increase as the number of new prevailing wage projects increases. The Department responded that this is because wage determinations occur during the procurement stage, and in fact the project in question may occur well after the determination or may never come to fruition.



- Boiler and Pressure Vessel Inspections.** The number of State inspections decreased from March to April 2010 as shown in the chart below. However, the number of State of Maryland overdue inspections decreased in the same time period and has decreased since the beginning of the fiscal year. The Department responded that the number of inspections per inspector is decreasing because the division is focusing on inspecting high pressure objects, which are at carrying geographic locations throughout the state. The division records may indicate the presence of a BPV that has not been inspected when in fact such an overdue BPV does not exist. The number of overdue inspections is decreasing because of an administrative process to identify and remove these objects.



Human Resources Issues

- Overtime Days.** Overtime days in the Office of the Secretary have been above average since February 2010. In April, the largest increases in overtime days occurred in the division of Labor and Industry. The

Department responded that overtime days are high because of increased amusements inspections in the Labor and Industry Division and because of increased appeals work in the Office of the Secretary as approved by DBM.

