

Meeting Summary

Agency: MSP

Following is a summary of issues discussed at the MSP Stat on June 8, 2010. Analysis is provided by StateStat and the Governor's Delivery Unit (GDU).

Follow up

- **Arson Registry.** MSP was told that the Governor's Office of Homeland Security needed to be aware of the strategies and planning related to the federal arson registry bill. MSP was also told to keep StateStat updated on cost estimates and any other developments related to the registry.

MSP reports that the Office of Homeland Security has been briefed on what the Department of State Police currently knows about the federal arson registry bill. They were also supplied a briefing document on the subject to include California, Illinois, and Montana's law.

MSP reports that currently there are no cost estimates because guidelines have not yet been supplied by the US Attorney General. Based on the current bill there is an assumption that there will be costs associated with the program for the state, however those costs are hard to estimate. Also, it is possible that costs may be covered by the federal program as there is a grant process in the bill to cover costs on the jurisdictions.

Warrants

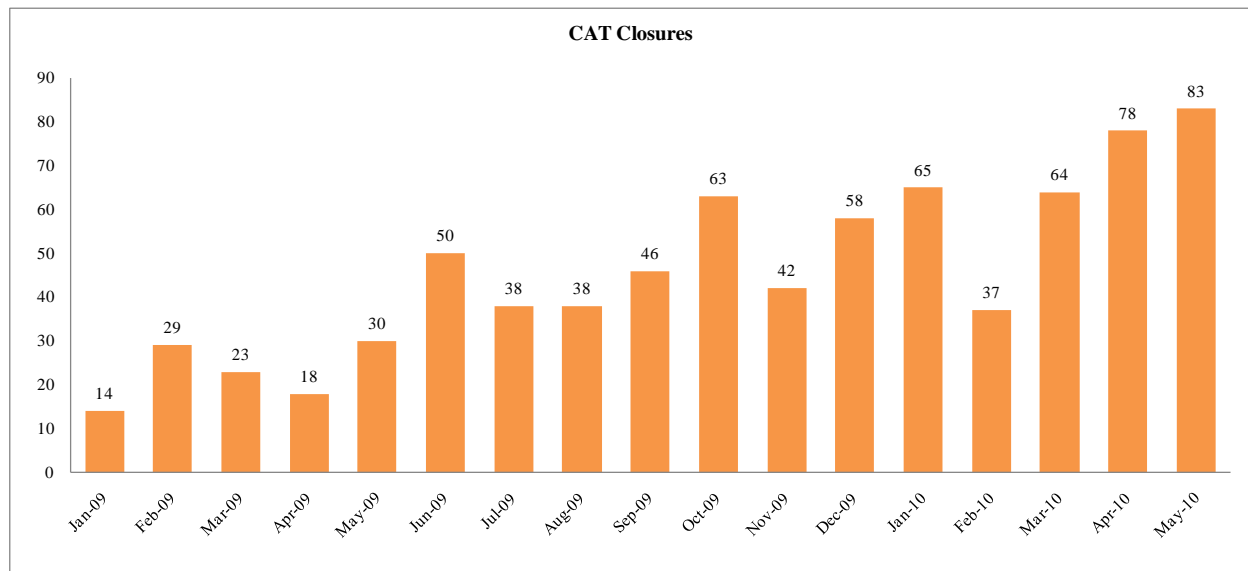
- **Capital Area Regional Fugitive Task Force (CARFTF) Warrant Service.** The charts below highlight warrant service efforts by the MSP team on the Prince George's County CARFTF task force through May 2010. The MSP team at CARFTF has closed a total of **1,471** warrants since initial participation in the Task Force in November 2008. MSP provided an update on this data.

All CARFTF - 5 Total - 5 MSP	Jan-10	Feb-10	Mar-10	Apr-10	May-10
Number of Open Warrants Beginning of the Month	135	126	130	118	136
Number of New Warrants	69	53	65	82	70
Number of Warrants Closed	78	48	78	64	67
Number of Warrants Closed by Arrest	46	23	46	46	42
Number of Open Warrants End of the Month	126	130	118	136	139

All CARFTF VPI Activity	Jan-10	Feb-10	Mar-10	Apr-10	May-10
Number of Open VPI Warrants Beginning of the Month	9	7	6	4	4
Number of New VPI Warrants	1	1	1	0	9
Number of VPI Warrants Closed	3	2	3	0	3
Number of VPI Warrants Closed by Arrest	0	0	2	0	1
Number of Open VPI Warrants End of the Month	7	6	4	4	10

Baltimore Warrant Task Force (CAT/WATF). The following charts highlight MSP warrant service efforts, as part of CAT/WATF through May 2010. MSP was asked to report on initiative outcomes based on an upcoming safe amnesty program that will occur in Baltimore city.

CAT Activity - 7 Total - 5 MSP - 1 BCPD - 1 BCSD	Jan-10	Feb-10	Mar-10	Apr-10	May-10
Number of Open Warrants Assigned to MSP Beginning of the Month	256	233	217	234	247
Number of New Warrants Assigned to MSP	50	22	81	93	71
Number of Assigned to MSP Closed	65	37	64	78	83
Number of Warrants Assigned to MSP Closed by Arrest	23	16	29	33	36
Number of Open Warrants Assigned to MSP End of the Month	233	217	234	247	238



- MVA Pilot Arrest Program.** MSP was asked to provide an update on efforts between themselves, Baltimore city PD, and the MVA on developing a system for closing warrants at the MVA Mondawmin branch:

MSP reported that on May 19th, representatives of the Governor’s Office met at MSP Headquarters with representatives of the Superintendent’s Staff, Field Operations Bureau, Criminal Investigation Bureau, the MVA, and the Baltimore City Police Department regarding the MVA Pilot Arrest Program.

On May 27th, MVA personnel advised that they are ready to proceed with the pilot program and that the room at the Mondawmin MVA branch has been outfitted as requested. The final

adjustments are being made to the MSP Special Order, and the pilot program should start on Tuesday, June 15th, barring any other unforeseen issues.

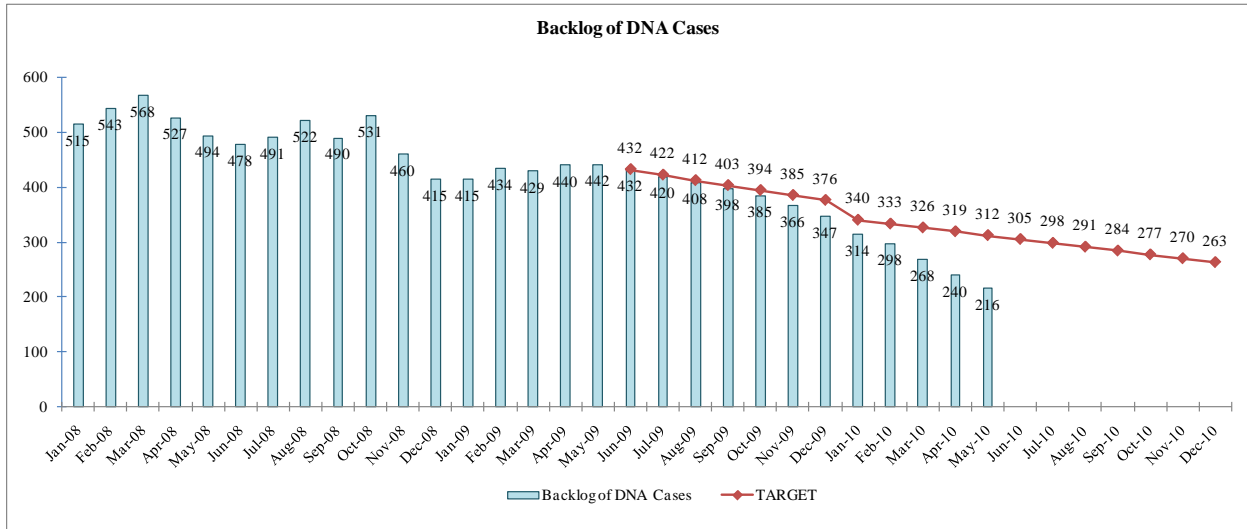
DNA

Unanalyzed DNA Evidence by Crime Type. The chart shown below is an updated version submitted by MSP of the backlog chart by crime types. MSP was asked to explain this data.

Biology Casework Backlog as of May 31, 2010

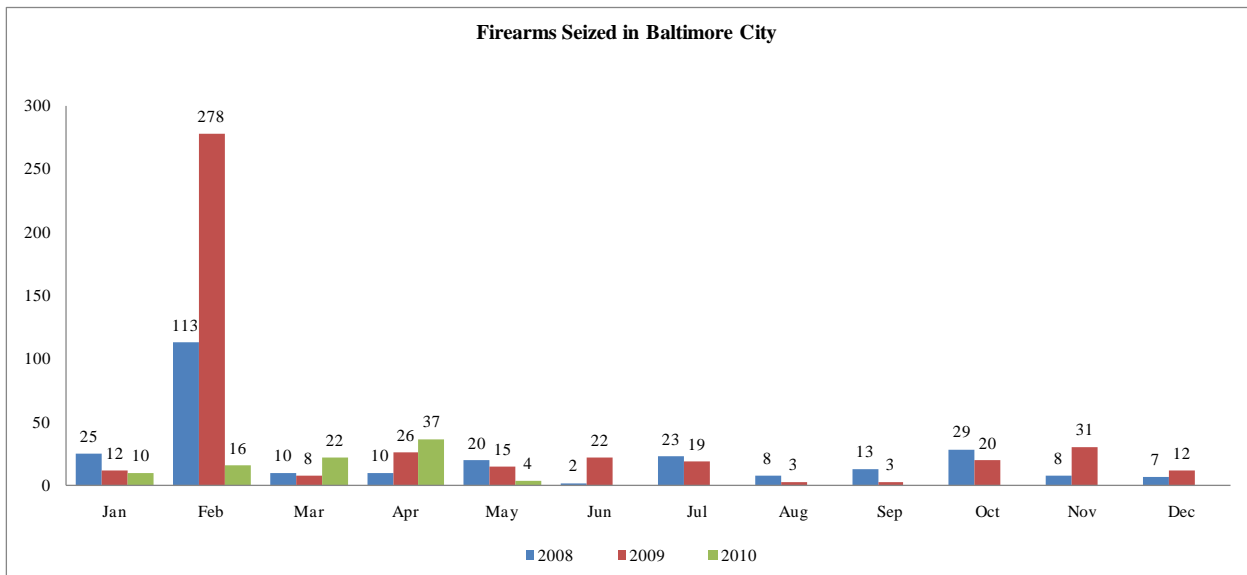
Oldest date	Backlog count	Crime	Unassigned	Oldest unassigned case
1/6/2005	50	Homicide	0	#N/A
4/15/2010	2	Att. Homicide	0	#N/A
#N/A	0	Fatal Accident	0	#N/A
11/28/2006	22	Rape	2	F10-108
5/10/2005	11	Sexual Assault	0	#N/A
2/9/2006	11	Sex Offense	0	#N/A
4/15/2009	4	Sexual Child Abuse	0	#N/A
8/6/2009	1	Child Abuse	0	#N/A
11/18/2008	19	Armed Robbery/Robbery	2	F10-122
12/16/2009	1	Shooting	0	#N/A
5/29/2009	7	Assault	0	#N/A
#N/A	0	Kidnapping	0	#N/A
3/30/2006	42	Burglary	10	F09-090
2/19/2009	1	Breaking and Entering	0	#N/A
5/14/2008	17	Motor Vehicle Theft	8	F08-350
5/20/2008	6	Theft	4	F10-074
9/7/2007	1	Unattended Death/Suicide	0	#N/A
#N/A	0	Death Investigation	0	#N/A
#N/A	0	Hit and Run	0	#N/A
		Controlled Dangerous		
3/2/2010	1	Substances	0	#N/A
7/25/2008	7	Handgun Possession/Violation	2	F10-080
7/25/2008	13	Other	4	F08-476
	216	totals	32	

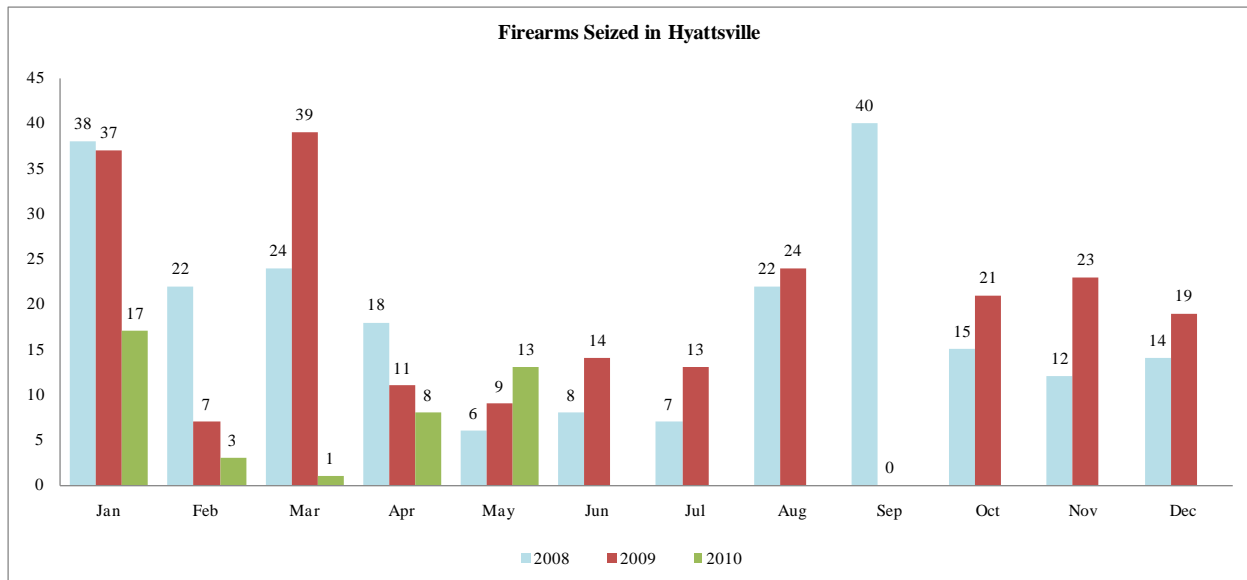
- MSP DNA Casework Backlog Reduction.** The following chart shows the backlog in DNA casework pending analysis by MSP. Data in the below chart shows a current backlog of **216** DNA cases, down from **347** at year-end 2009, already a **37%** reduction since December 2009. MSP was asked about staff decreases in the DNA lab and whether or not this would contribute towards an increase in the backlog. MSP reported that there have been plenty of applicants applying for positions and that they do not foresee an increase in the backlog.



Guns

- Firearm Task Forces.** The following charts show monthly gun seizure efforts by the Baltimore City (GTTF) and Prince George’s County (FITF) Firearm Task Forces, as of April 2010. MSP provided an update on this data and they were told to provide action items relating to the efforts to decrease violence in Baltimore and Prince George’s County.





- **Gun Task Force.** MSP was asked to provide a breakdown of MSP participation of gun task force personnel statewide. The following breakdown outlines MDSP participation in statewide gun task force groups.

Baltimore Task Force:

- 1 MDSP Supervisor – Baltimore
- 1 Trooper – Harford/Cecil
- 1 Trooper – Baltimore Gun Tracing
- 1 Trooper – Western Maryland
- 1 Trooper – Eastern Shore

Hyattsville 1 Task Force:

- 3 Troopers

Personnel

- **Vacancies.** The following chart shows the number of civilian and sworn vacancies from July 2008-May 2010. Notice a steady trend in the increase of vacancies from March to May. MSP stated that they anticipate going over 120 vacancies when the June data is reported.

Vacancies

