

## Meeting Summary

### Agency: MSP

Following is a summary of issues discussed at the MSP Stat on July 13, 2010. Analysis is provided by StateStat and the Governor's Delivery Unit (GDU).

### Follow Up

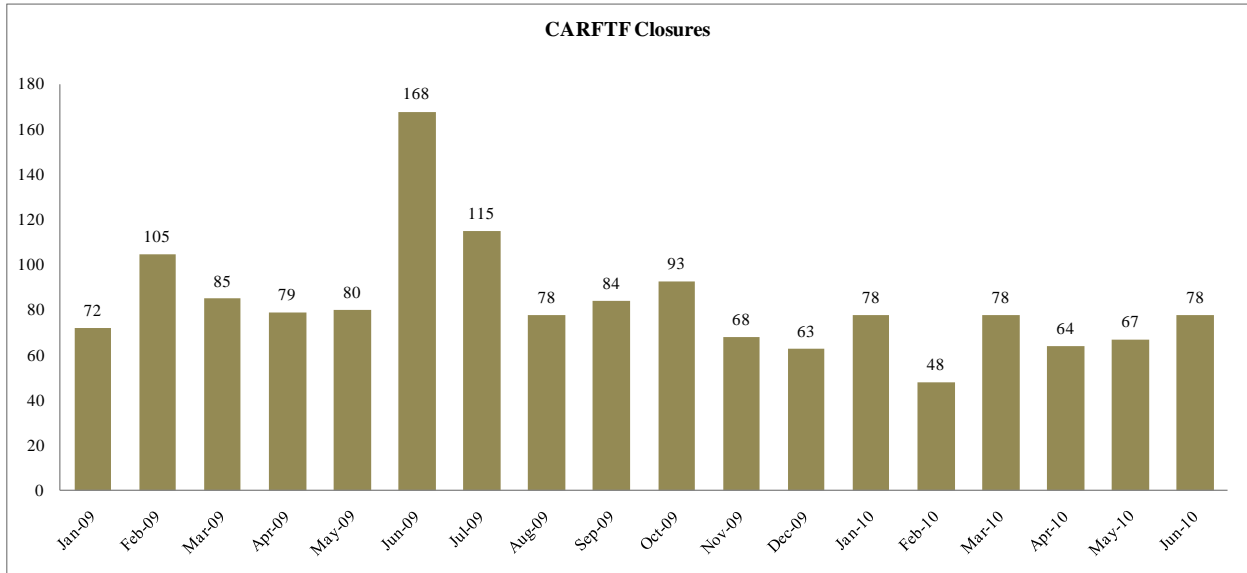
- MSP reported that fatalities on the highly dangerous stretch of the capital beltway in Prince George's County are down 50% compared to the previous year, thanks to a number of initiatives to reduce traffic accidents.
- MSP reported that their ramped-up security efforts resulted in a successful Fourth of July with very few incidents or injuries.

### Warrants

- **Violence Suppression.** MSP has been providing data to StateStat for several weeks that illustrate the measures being taken in Baltimore City and the DC Metro area to curb violence. These metrics are being placed into a dashboard and it is being submitted weekly to the Governor. MSP was asked to provide their initiative outcomes for warrants report in reference to their task force. The outcomes are the metrics that are being submitted for the violence suppression dashboard and MSP provided an update.
- **CARFTF Warrant Service.** The charts below highlight warrant service efforts by the MSP team on the Prince George's County CARFTF task force through June of 2010. MSP was asked about issues with coordinating the administrative efforts of MD and DC authorities. A discussion will be held to resolve the problem.

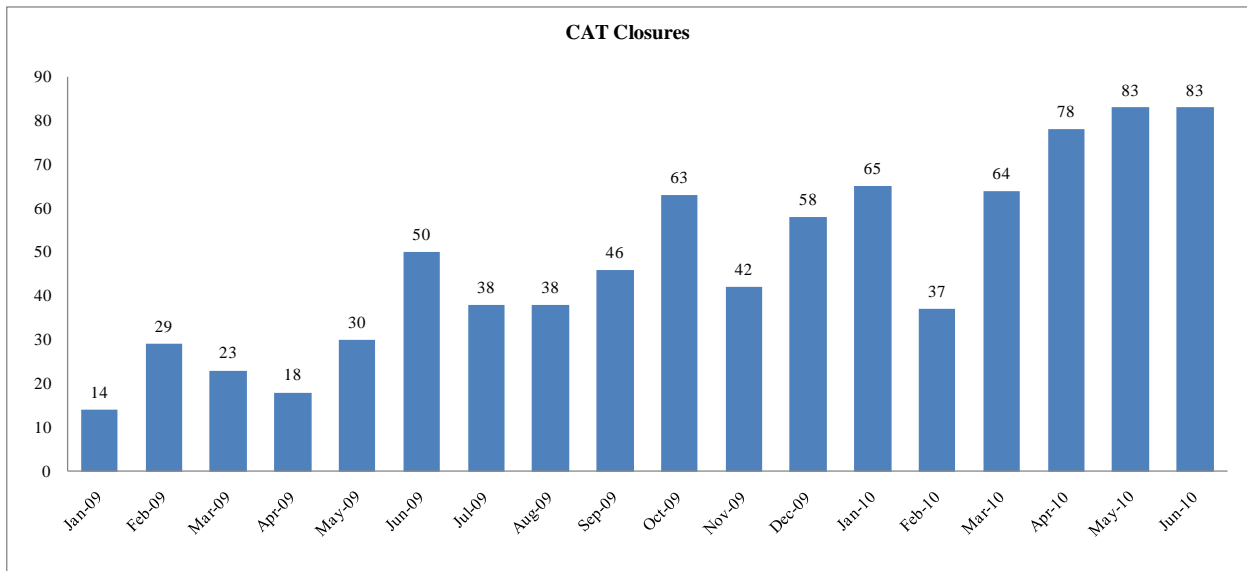
All CARFTF - 5 Total - 5 MSP - 1 MPD	Jan-10	Feb-10	Mar-10	Apr-10	May-10	Jun-10
Number of Open Warrants Beginning of the Month	135	126	130	118	136	139
Number of New Warrants	69	53	65	82	70	87
Number of Warrants Closed	78	48	78	64	67	78
Number of Warrants Closed by Arrest	46	23	46	46	42	49
Number of Open Warrants End of the Month	126	130	118	136	139	148

All CARFTF VPI Activity	Jan-10	Feb-10	Mar-10	Apr-10	May-10	Jun-10
Number of Open VPI Warrants Beginning of the Month	9	7	6	4	4	10
Number of New VPI Warrants	1	1	1	0	9	1
Number of VPI Warrants Closed	3	2	3	0	3	1
Number of VPI Warrants Closed by Arrest	0	0	2	0	1	0
Number of Open VPI Warrants End of the Month	7	6	4	4	10	10



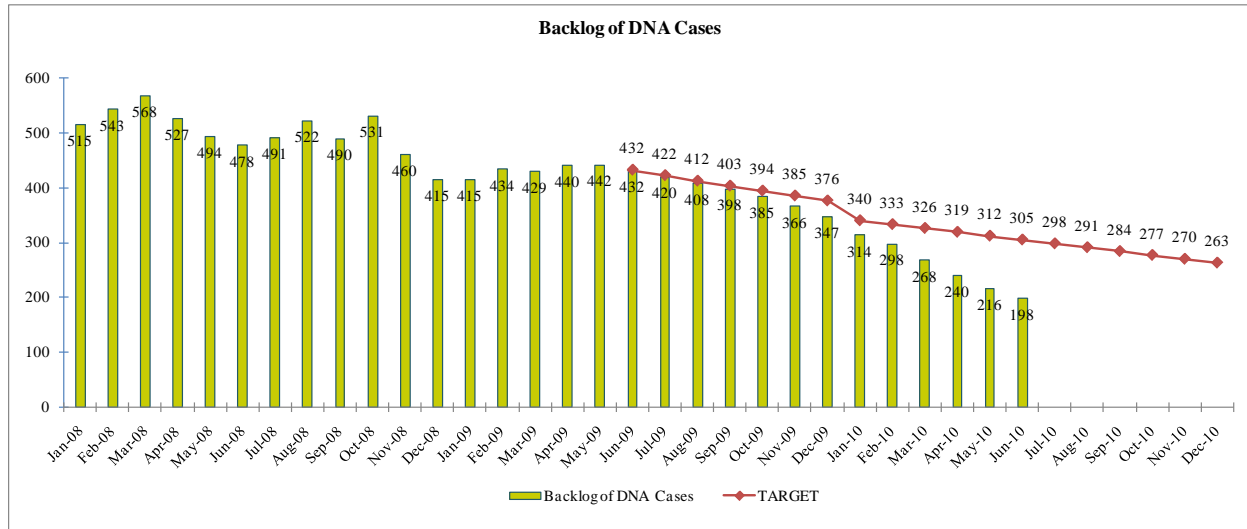
- Baltimore Warrant Task Force (CAT/WATF).** MSP provided a report on its warrant service efforts, as part of CAT/WATF through June of 2010. As shown below, CAT closures remain high and there is a significant *decrease* in the number of open warrants assigned to MSP at the end of month. A discussion was held about how to continue to maximize the effectiveness of this initiative.

CAT Activity - 7 Total - 5 MSP - 1 BCPD - 1 BCSD	Jan-10	Feb-10	Mar-10	Apr-10	May-10	Jun-10
Number of Open Warrants Assigned to MSP Beginning of the Month	256	233	217	234	247	238
Number of New Warrants Assigned to MSP	50	22	81	93	71	80
Number of Assigned to MSP Closed	65	37	64	78	83	83
Number of Warrants Assigned to MSP Closed by Arrest	23	16	29	33	36	35
Number of Open Warrants Assigned to MSP End of the Month	233	217	234	247	238	193



## DNA

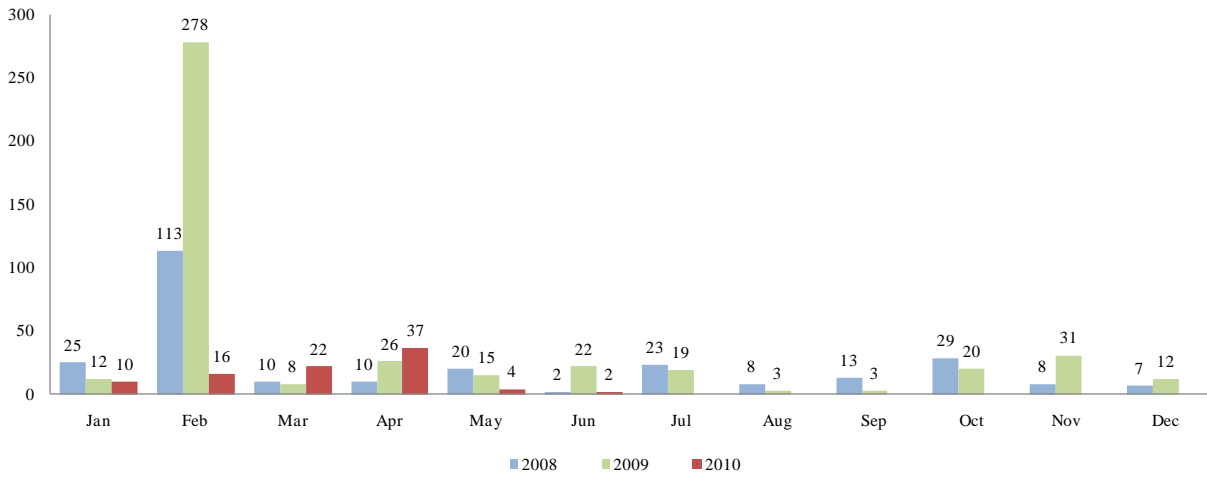
- **MSP DNA Casework Backlog Reduction.** MSP reported that its continued effort to eliminate the backlog in DNA casework pending analysis has resulted in significant decreases. As shown in the chart below, there is a current backlog of **198** DNA cases, down from **347** at year-end 2009, which represents a **43%** reduction since December 2009. MSP stated that if the current trend continues, it might soon be in a position to help Prince George's County with its own backlog.



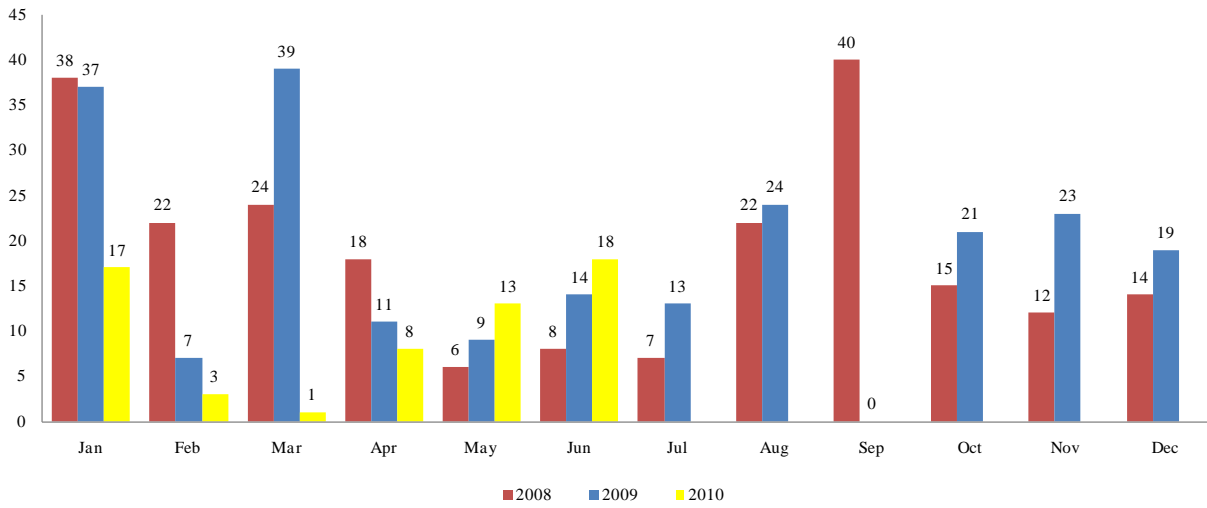
## Guns

- **Gun Possession.** MSP discussed its efforts to address probationers and other legally prohibited gun possessors.
- **Firearm Task Forces.** The following charts show monthly gun seizure efforts by the Baltimore City (GTTF), Prince George's County (FITF) Firearm Task Forces, and the total amount of firearms seized, as well as search warrants and arrests from 2007 through June of 2010. MSP was asked to provide updates.

**Firearms Seized in Baltimore City**



**Firearms Seized in Hyattsville**



<b>FIREARM TASK FORCES</b>			
<b>2010</b>			
	Search Warrants	Arrests	Firearms Seized
Baltimore	17	22	91
Hyattsville	20	12	60
<b>Unit Totals</b>	37	34	151
<b>2009</b>			
	Search Warrants	Arrests	Firearms Seized
GTF	89	40	449
FITF	38	77	217
Unit Totals	127	117	666
<b>2008</b>			
GTF	60	41	268
FITF	73	96	226
Total	133	137	494
<b>2007</b>			
GTF	50	34	214
FITF	27	64	48
Total	77	98	262
<b>Cumulative Totals</b>			
GTF	216	137	1022
FITF	158	249	551
TFs Combined	374	386	1573