



## Meeting Summary

**Agency:** DLLR

Following is a summary of issues discussed at the DLLR Stat on August 12, 2010. Analysis is provided by StateStat and the Governor's Delivery Unit (GDU).

### General Observations

(Suggested Discussion Length: 0 Minutes)

- The following issues are highlighted:
- Follow-up Items
- Appeals Issues
- MBE Issues
- Financial Regulation Issues
- Labor and Industry Issues
- Unemployment Insurance Issues

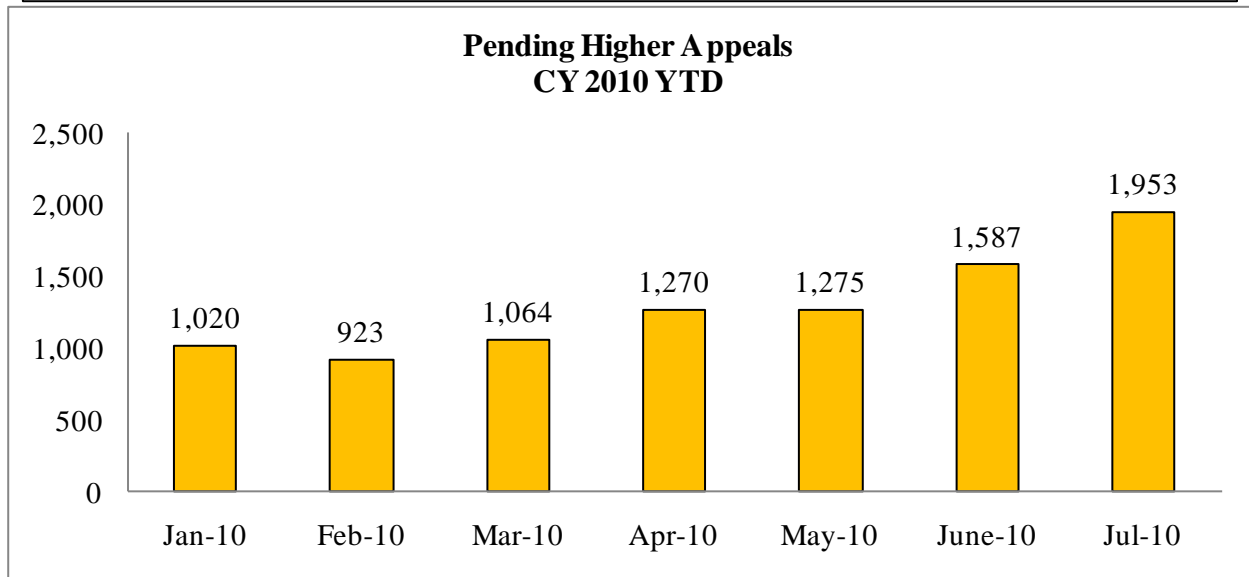
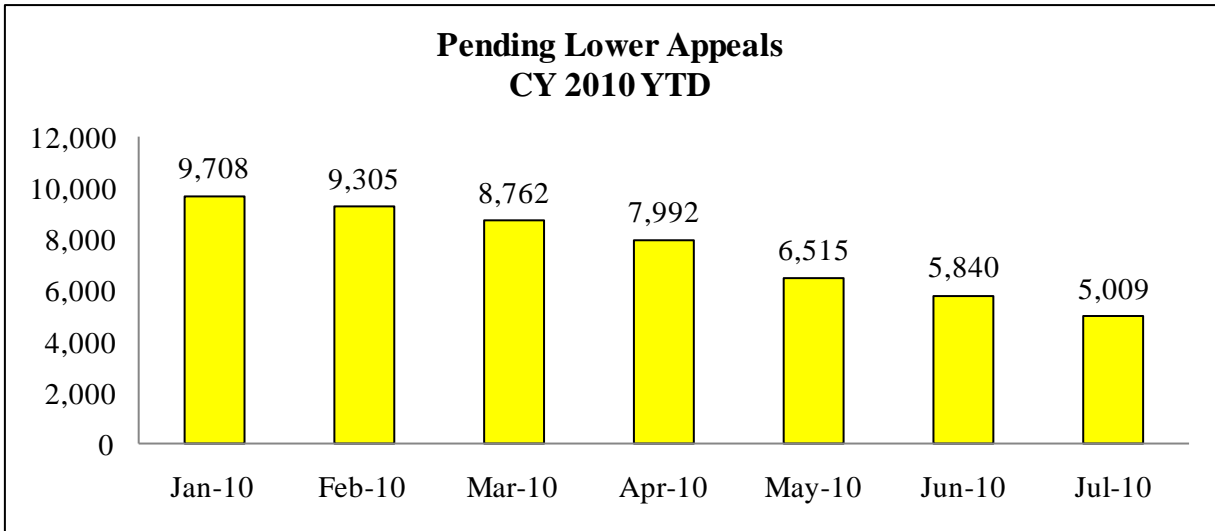
### Follow Up Items

- **SHA ARRA Award.** SHA has been awarded a \$240,000 grant from FHWA to provide On-The-Job Supportive Services (OJT/SS) to provide federal aid to the underserved populations in the Baltimore Metropolitan region to prepare them to participate in American Recovery and Reinvestment Act (ARRA) highway construction projects. For a period of year from the date of award, the OJT/SS program seeks to accomplish two main goals through this project; 1. To provide highway construction contractor services in the form of recruitment, pre-screening and other supportive activities, and; 2. To aid participants with job preparedness services, skills development and job placement services. The total participant goal for this project with the proposed funding amount is 20-25 individuals. The implementation of this project consists of three phases: 1. Conducting outreach to the target populations promoting careers within the highway construction industry, 2. training individuals in the skills necessary to succeed in the various highway construction projects, 3. connecting the participants with companies and careers in this industry.
- SHA is in the process of issuing an RFP for the development and administration of the program. It was suggested by FHWA and USDOL that SHA coordinate with DLLR on the issuance of the RFP and the development of the program. The goal is to develop synergistic relationships among state agencies and to ensure the efficient and productive deployment of limited federal resources based upon existing

program standards and industry best practices. Similar partnerships have been established between DLLR and SHA on other large highway construction projects such as the Wilson Bridge Project and the Inter-County Connector. DLLR and SHA have been in discussions regarding this project since mid-July 2010.

**Unemployment Insurance Appeals Issues**

- The number of pending lower appeals has been decreasing since January 2010, while the number of pending higher appeals has been increasing. The Department submitted a plan to decrease the backlog of appeals, which was discussed at the meeting.



## MBE Issues

- At the last DLLR Stat on July 15, Secretary Sanchez mentioned that the agency predicted it would achieve 25 percent MBE in June. According to the template, 24.05 percent of DLLR awards were awarded to MBEs in June. This is an increase over last year, when the MBE percentage was 16 percent. The largest proportion was in IT supplies and equipment, as shown in the chart below.

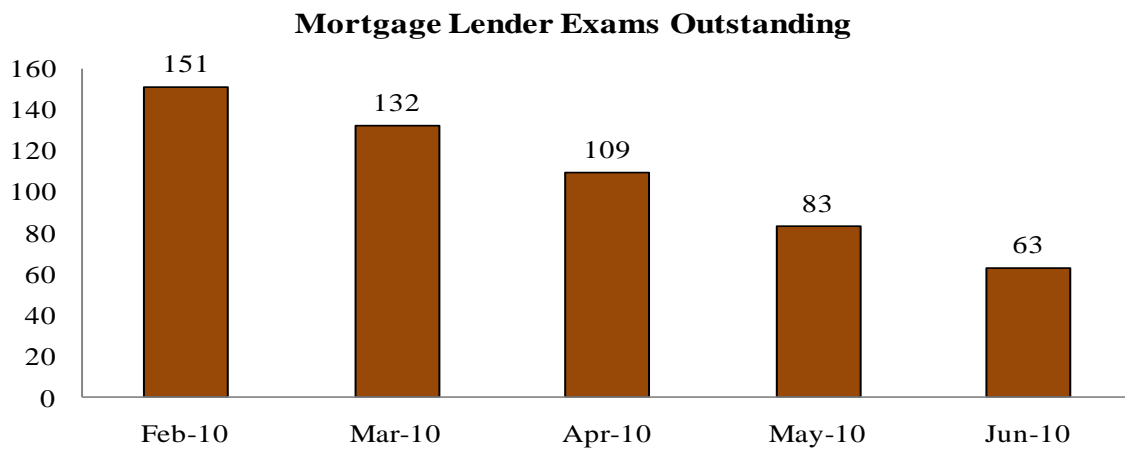
Awards	Agency Total	Total MBE/WBE	%
Services	\$17,352,323.66	\$2,702,588.00	15.57%
Supplies and Equipment	\$253,937.60	\$54,980.00	21.65%
IT Services	\$8,264,176.00	\$2,791,952.50	33.78%
IT Supplies and Equipment	\$2,607,656.00	\$1,200,699.00	46.05%
Corporate Credit Card	\$1,676,451.00	\$483,513.00	28.84%
Direct Vouchers	\$449,551.42	\$127,390.32	28.34%
Total	\$30,604,095.68	\$7,361,122.82	24.05%

## Financial Regulation Issues

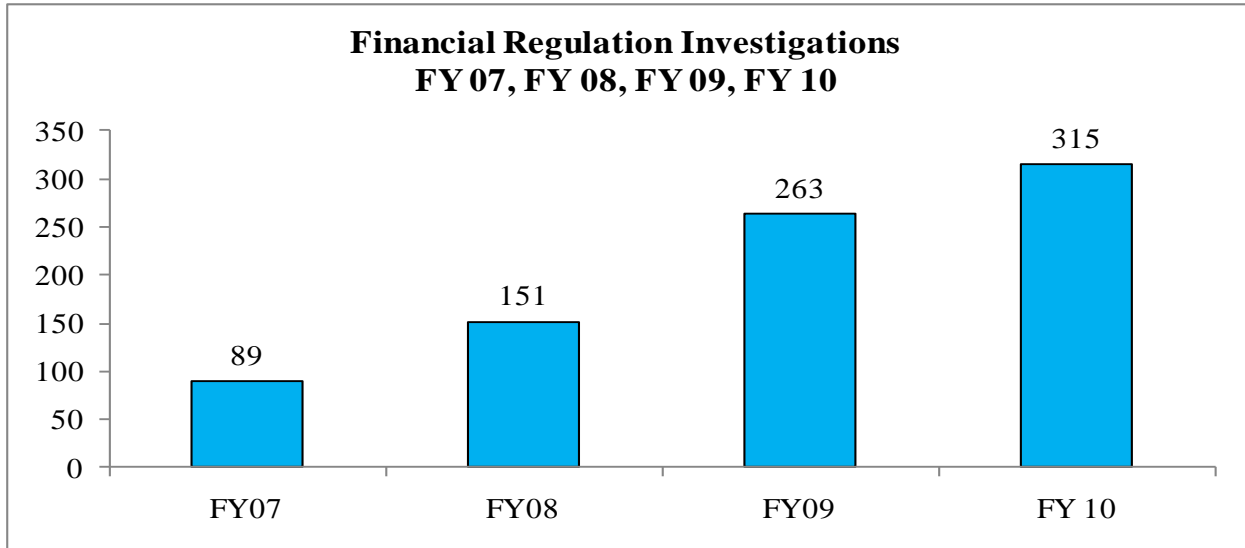
- Licensing.** The average days to approval on new check casher licenses and debt management licenses increased in June. The template notes that debt management applications are complex to process. It was noted that a small number of applications contributed to the large number of days to approval. The Department is working with StateStat on ways to better report this data.

Average Days to Approval on New	Mar-10	Apr-10	May-10	Jun-10
Check Casher Licenses	47	91	43	120
Debt Management Licenses		442		476

- Mortgage Lender Exams.** The number of outstanding mortgage lender exams has decreased since February 2010. The Department responded that an increase in staff contributed to the decrease.

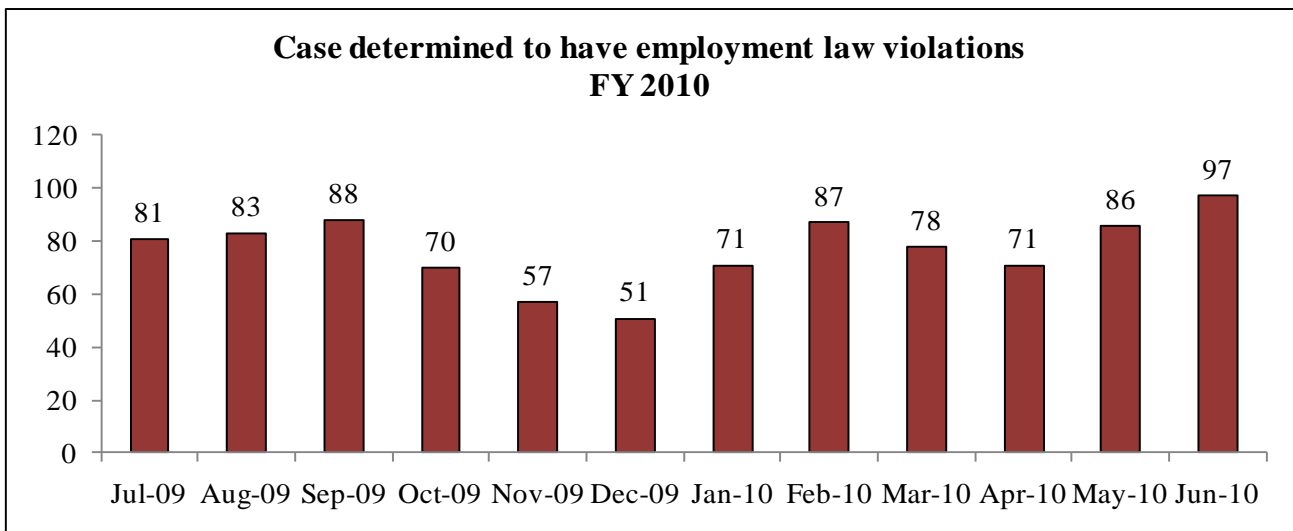


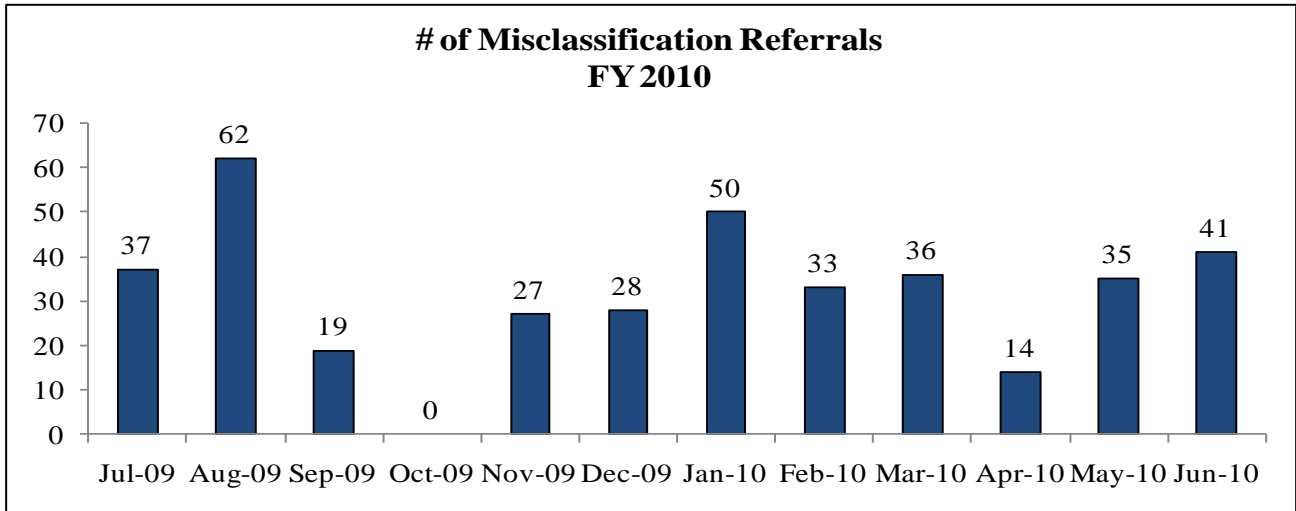
- Fines, Recoveries, and Collections.** Despite the loss of two investigators, the number of financial regulation investigations completed increased in June. At the close of the fiscal year there were 315 investigations in process, above the fiscal year average of 292, as shown in the chart below. According to the Department, most of the investigations are driven by consumer complaints.



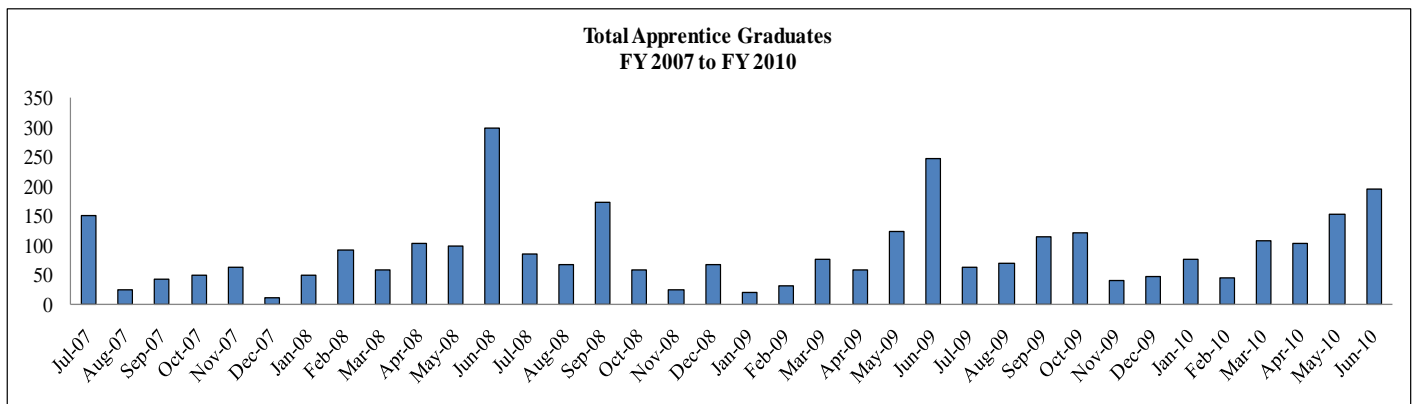
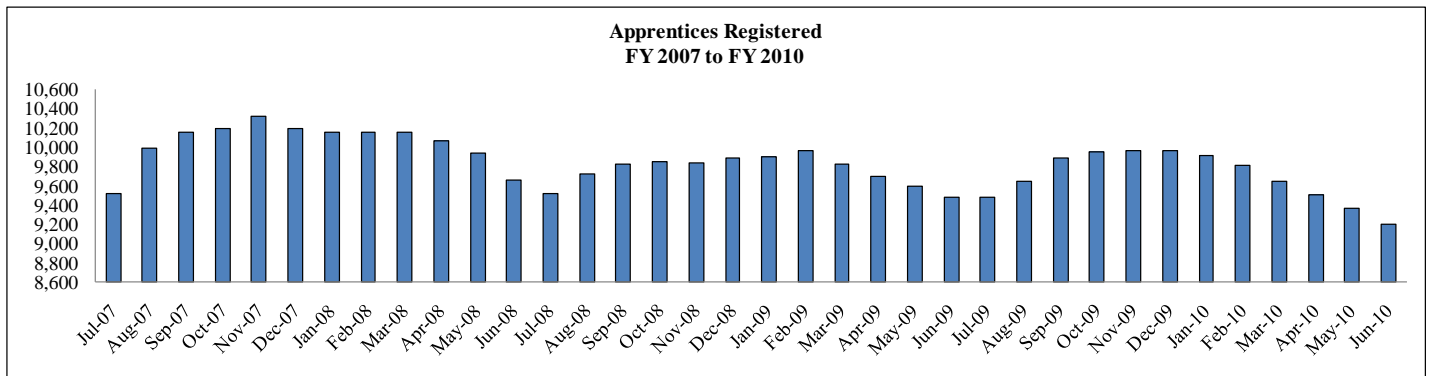
**Labor and Industry Issues**

- Employment Law Violations.** The number of cases determined to have employment law violations increased to 97 in June, the highest in FY 2010. The number of misclassification referrals increased in June to 41, the highest number since January 2010.





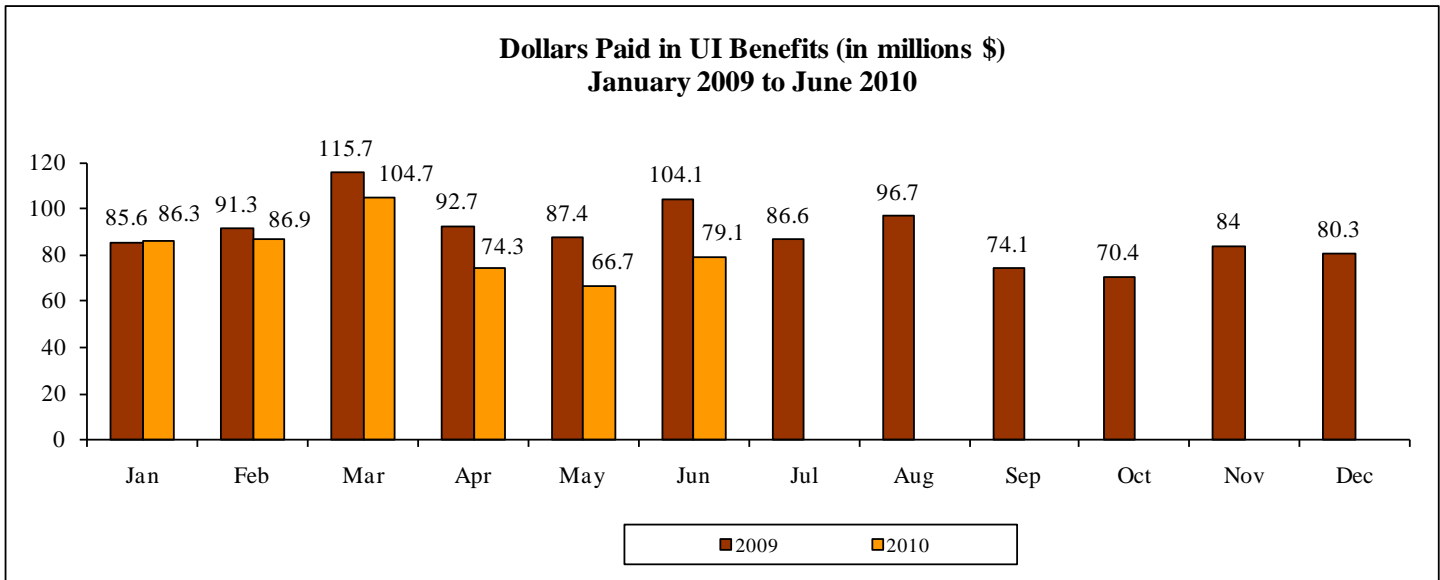
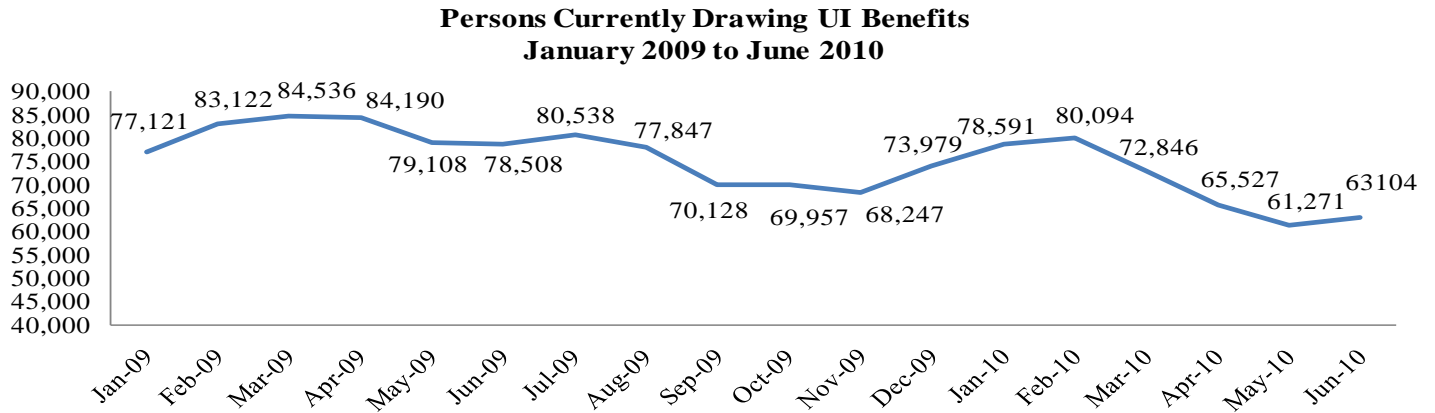
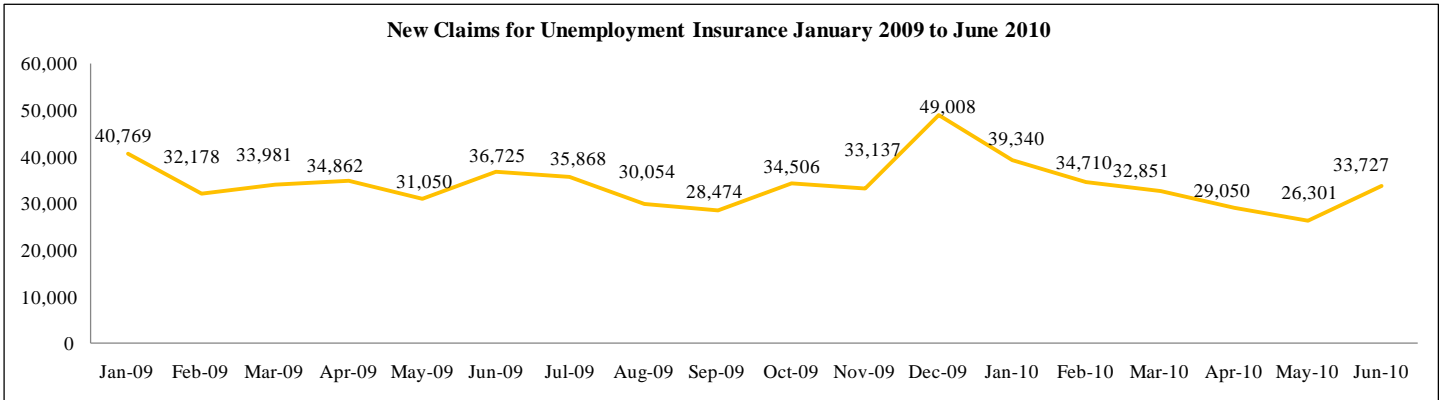
- Apprenticeship and Training.** The number of apprentices registered continued to decrease in June, while the number of apprenticeship graduates has increased. This seems to be a seasonal pattern; registration decreases in June and July, while graduation peaks in June.



## Unemployment Insurance Issues

- As projected by DLLR in the last StateStat meeting, new claims for Unemployment Insurance increased to 33,727 in June 2010, an increase from May 2010 but an eight percent decrease from June 2009. The

number of persons currently drawing UI benefits also increased in June. Dollars paid in UI benefits increased in June to 79.1 million, or 24 percent below dollars paid in UI benefits in June 2009. The UI trust fund balance decreased to 456 in June after a sharp increase in May.



### UI Trust Fund Balance (In Millions \$) January 2009 to June 2010

