

## Meeting Summary

**Agency:** Department of Public Safety and Correctional Services (DPSCS)/Division of Corrections (DOC)

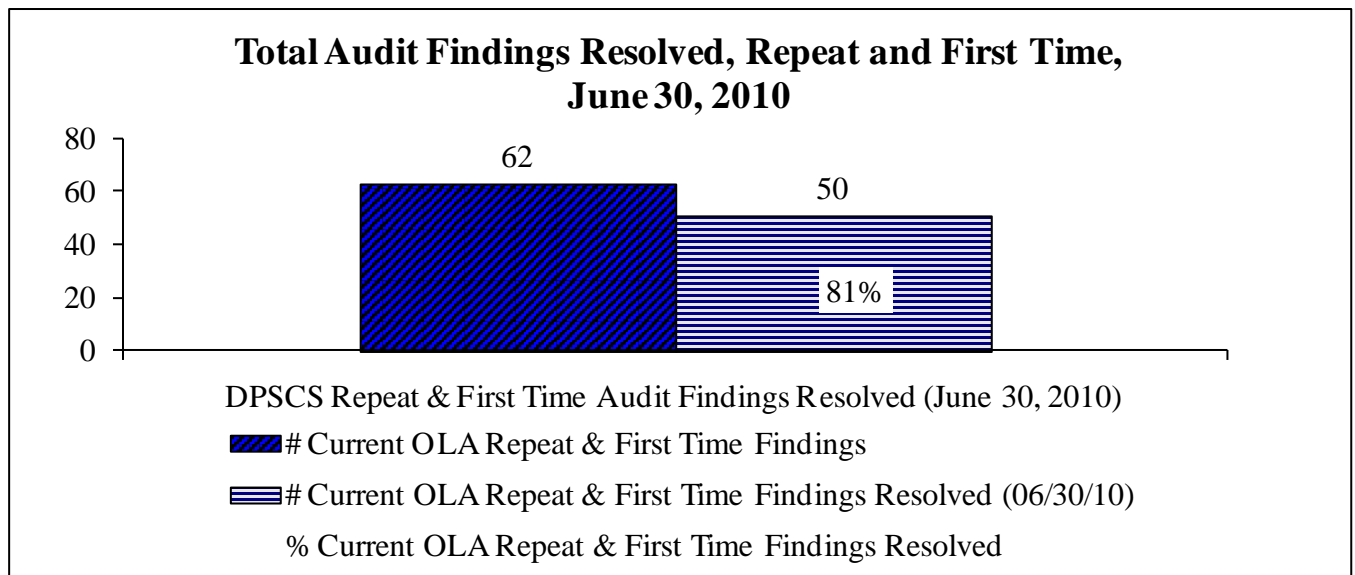
The following is a summary of the issues that were discussed at the DPSCS/DOC Stat on August 12, 2010. Analysis is provided by StateStat and the Governor's Delivery Unit (GDU).

### Health

- **Electronic Medical Records.** The Department stated that it will perform the necessary technology upgrades to participate in the electronic sharing of inmate health records in the Healthcare Information Exchange (HIE).
- **Drug Treatment and OCMS.** The Department provided an update on the effort to link the Offender Case Management System (OCMS) and the Department of Health and Mental Hygiene (DHMH) Drug Treatment database, SMART.

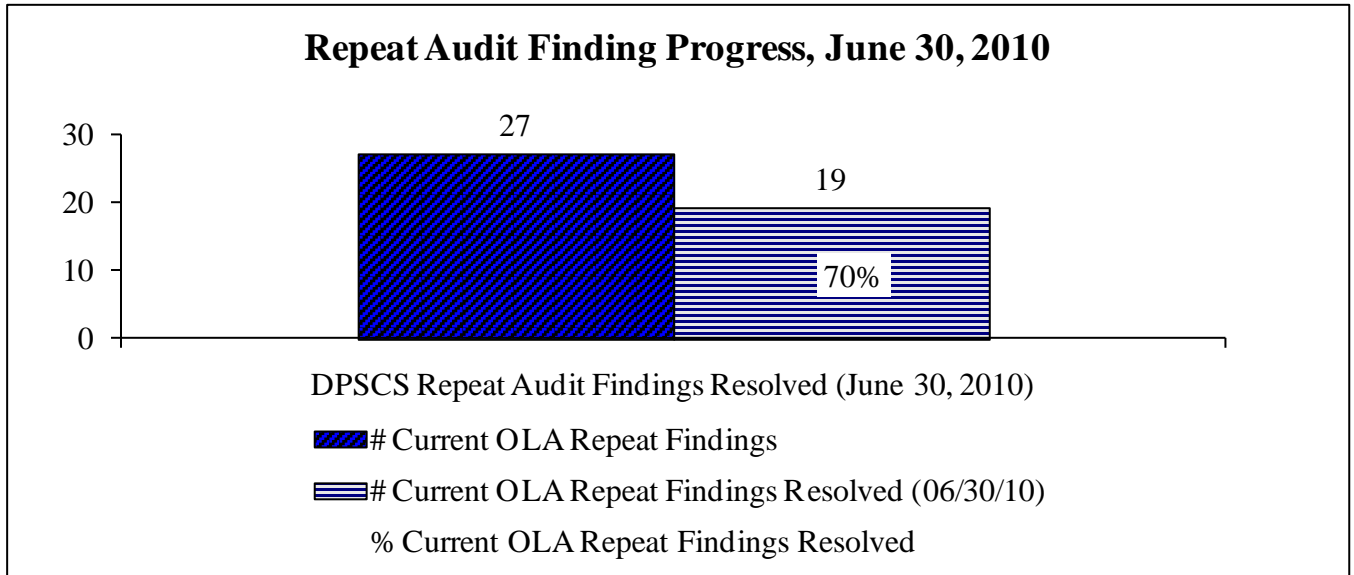
### Audits

- **Overview.** The Department provided its quarterly update on audit findings and repeat audit findings for today's meeting. The Department continued to show progress in addressing audit findings, as shown in the chart below. Due to issues with audit compliance, the Department revised its audit compliance efforts by increasing oversight on corrective action plans and continuing compliance reviews.



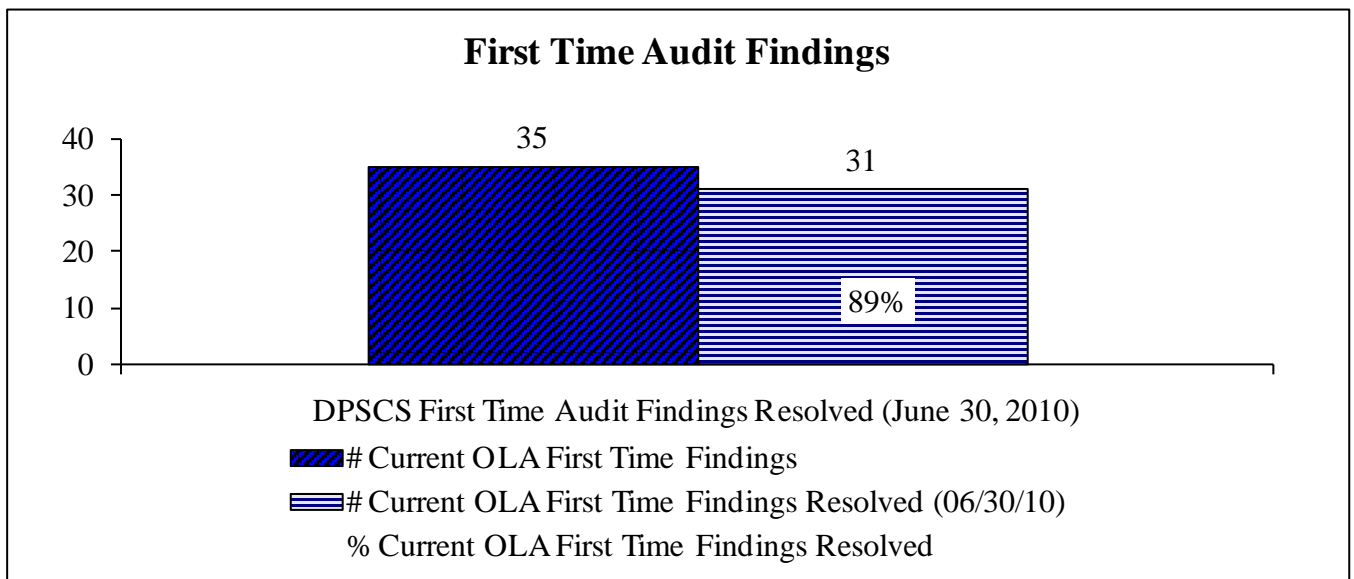
- **Repeat Audit Findings.** The Department reported that it has resolved 70 percent of the repeat audit findings from current audits. It discussed the efforts being taken to resolve the remaining repeat audit findings prior to the next audit.

Significant discussion focused on the current audit findings regarding inventory, equipment controls, and inmate accounts. The Department discussed the systems being put in place to resolve the current audit findings and perpetuate new processes and systems that will prevent other audit findings in the future.



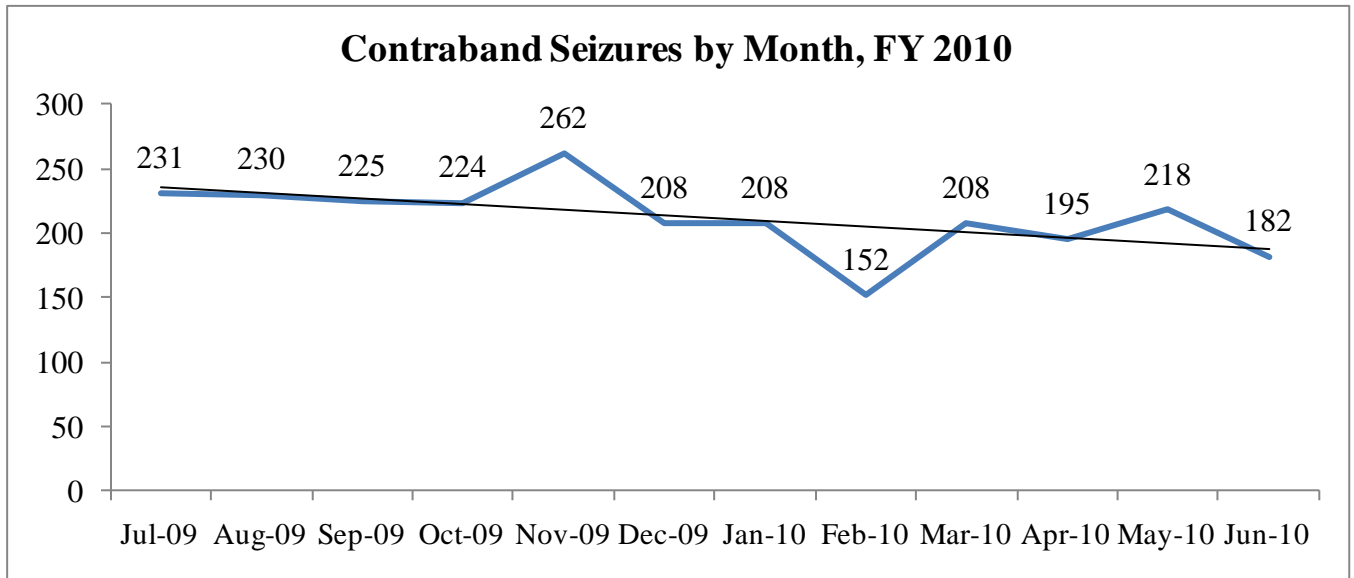
- First Time Audit Findings.** The Department reported significant progress on resolving first time audit findings, with 89 percent of findings resolved.

The Department also reported that it continues to make progress on the remaining findings, with one audit finding already resolved.

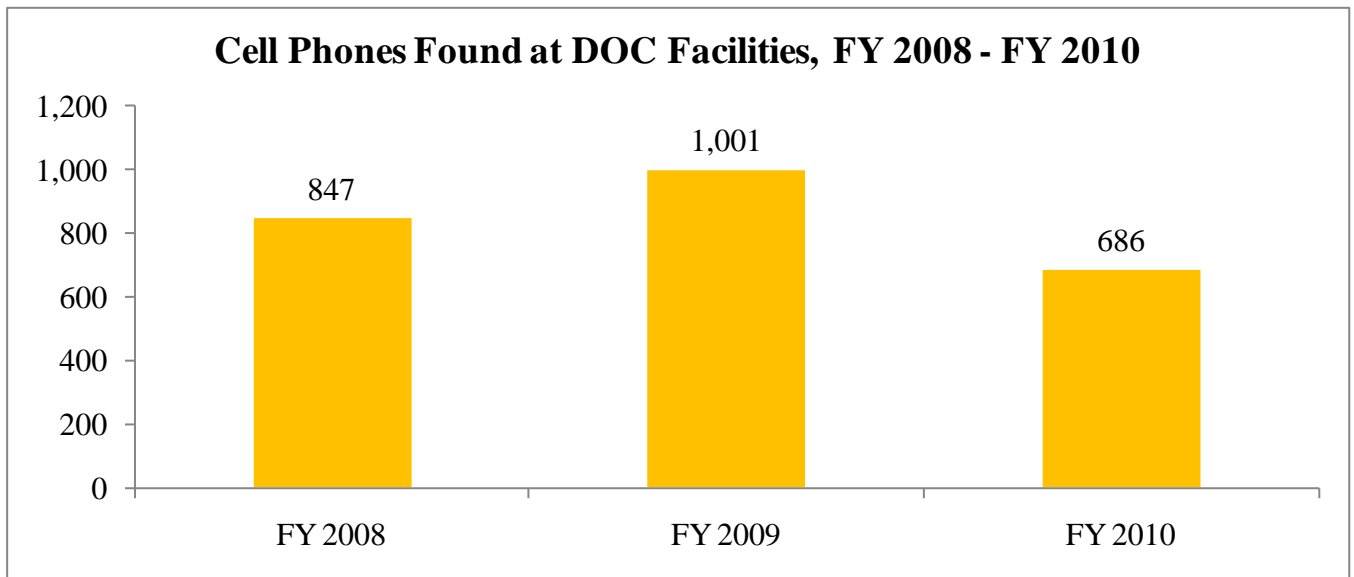


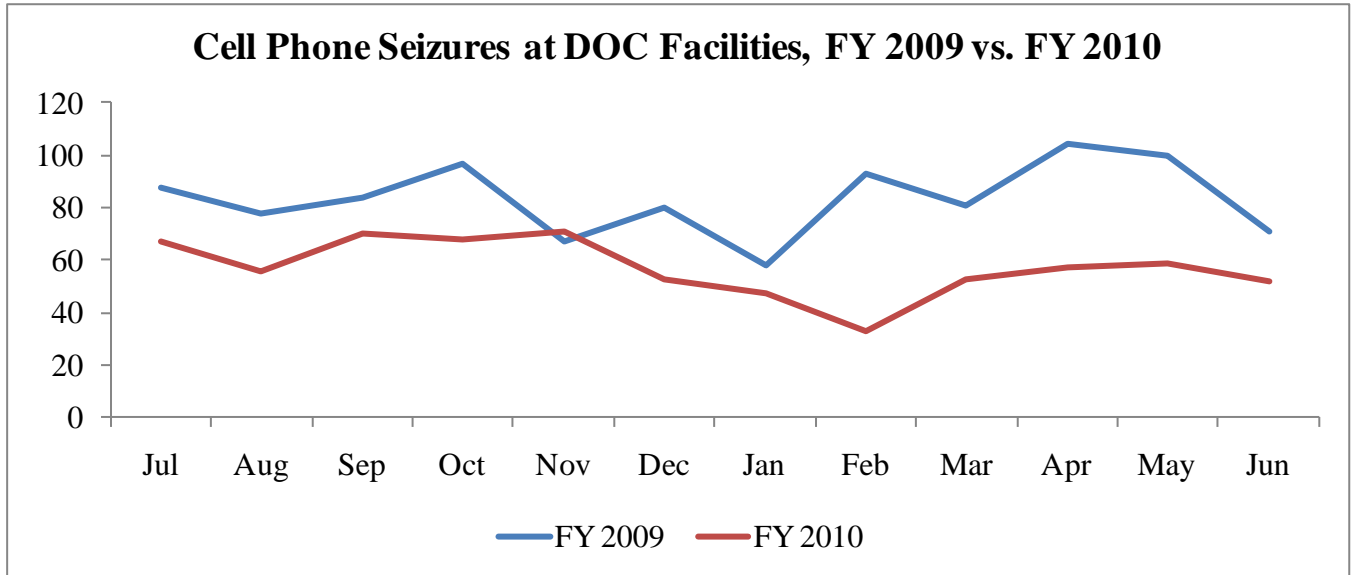
**Contraband**

- **Overall Contraband Seizures.** FY 2010 marks the first year that the Department has reported contraband seizures for all contraband to StateStat (prior to this, only inmate hearings were reported). The Department showed a steady reduction in contraband seizures throughout the year, as shown in the chart below.

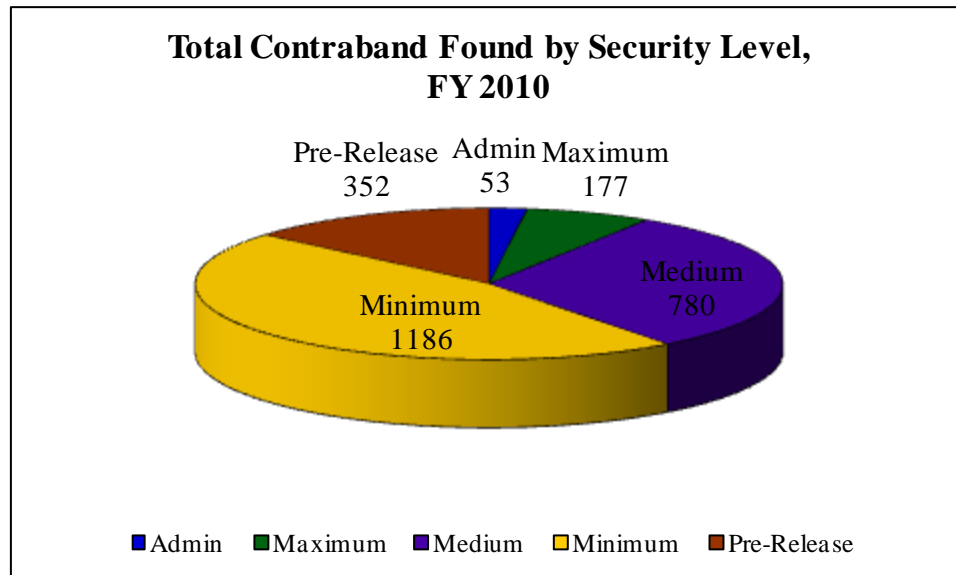


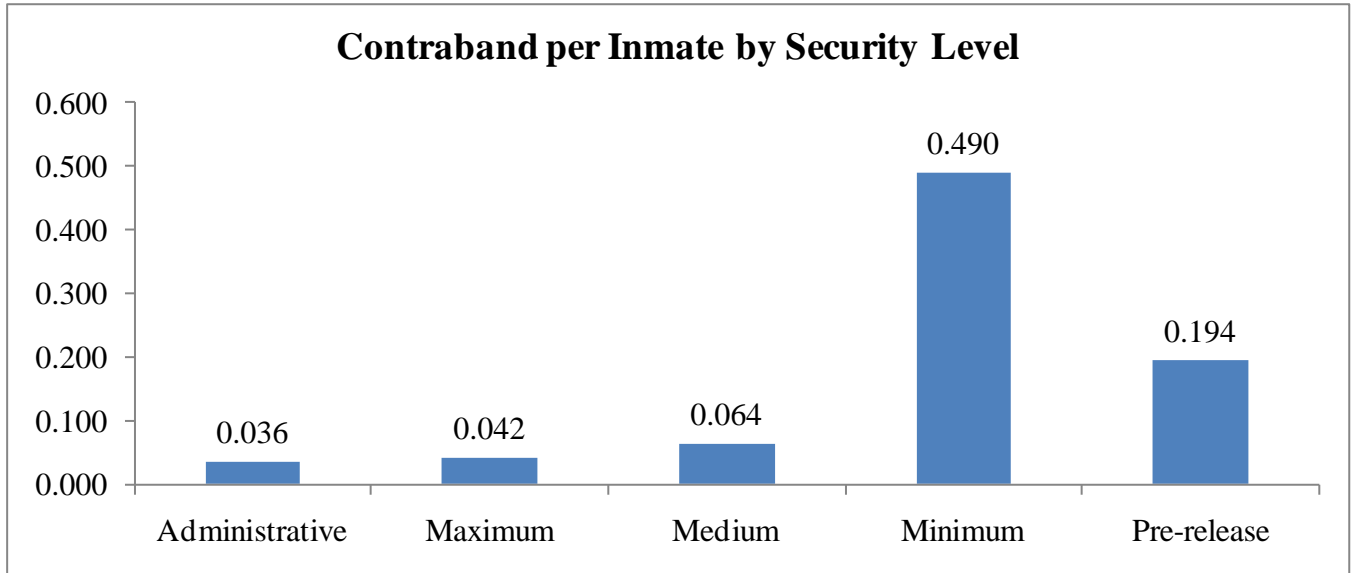
- **Cell Phones.** The Department reported a 31 percent decrease in cell phones found. It stated that this decrease is due to the increased effort to seize cell phones prior to entering the facilities. In addition, the Department noted that better intelligence in the last quarter of 2010 led to the slight increase in cell phones seized between February and May 2010.





- Contraband by Security Level.** Minimum and pre-release security prisons consistently show the highest levels of contraband, due to their location (prisons in cities make it easier to throw contraband over the walls) and transient nature of inmates (pre-release inmates regularly leave and re-enter for work assignments).





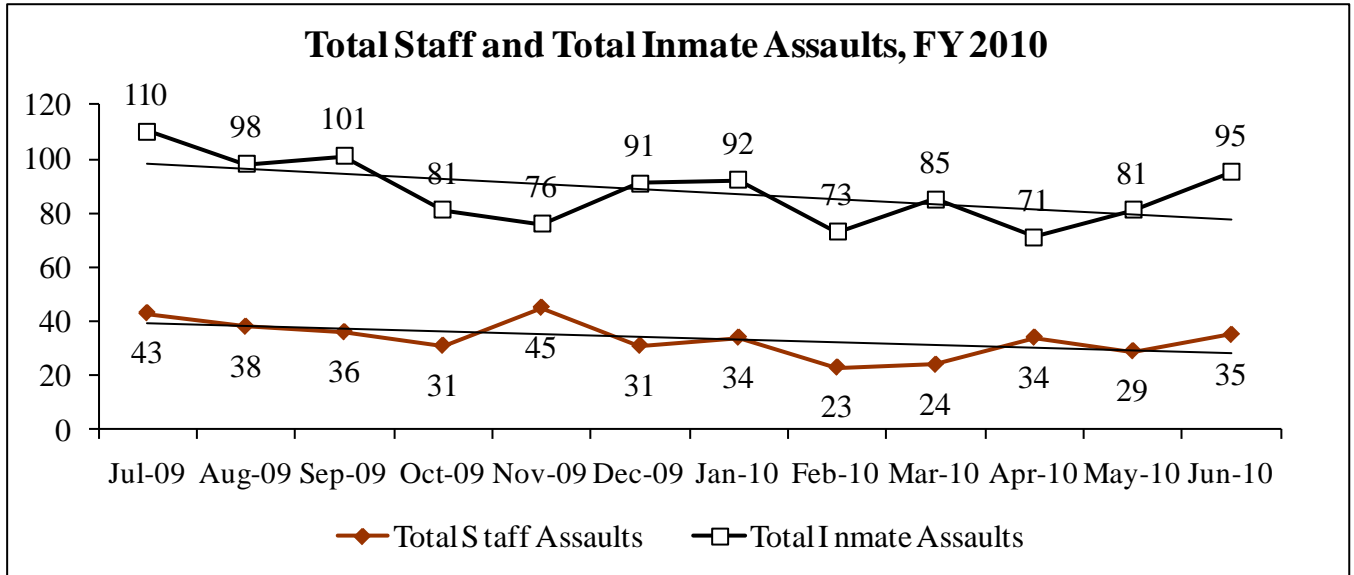
Note: Based on approximate average daily populations for facilities in each security level. Actual numbers may vary.

- Inmate Reclassification.** The Department has noted in the past that an inmate in a minimum security prison would be reclassified as medium security if they were found with contraband. The Department’s review indicated that a total of 893 inmates were reclassified from Minimum to Medium security in FY 2010, with 319 inmates (35 percent) reclassified due to contraband or assaults. The Department discussed the procedure followed to reclassify an inmate.

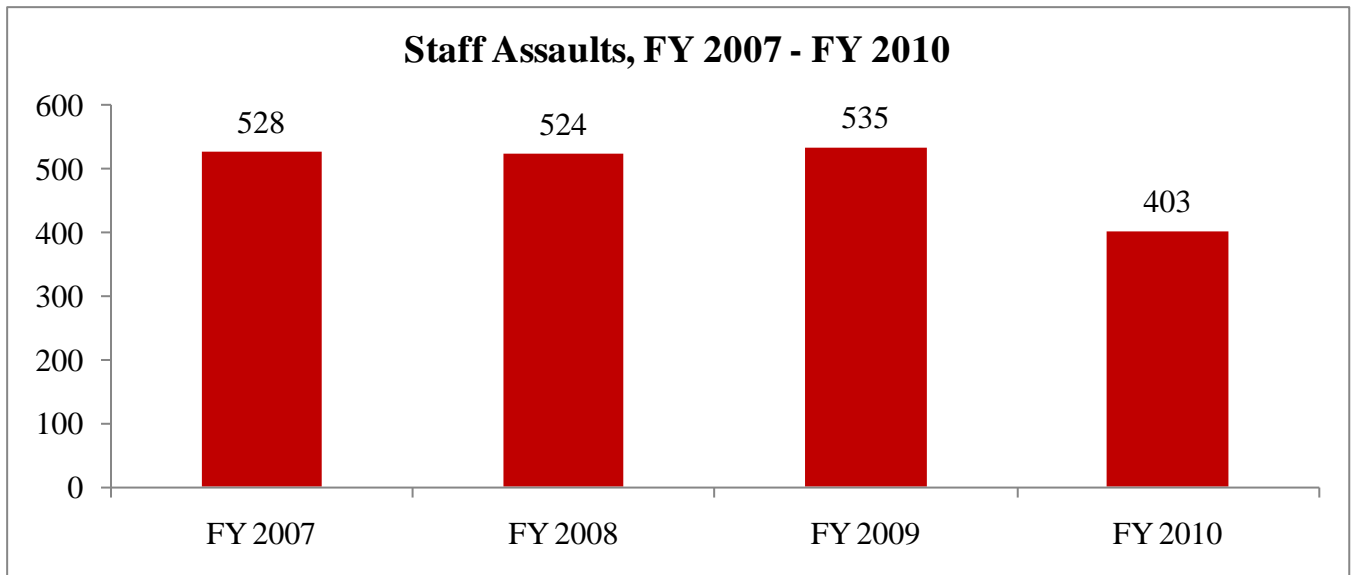
<b>Inmates Reclassified from Minimum to Medium Security, FY 2010</b>	
Inmates Reclassified	893
Inmates Reclassified for Contraband	166
Inmates Reclassified for Assaults	153
Inmates Reclassified--no purpose noted	574

**Assaults**

- Overview.** The Department posted slight declines in assaults, although there was an increase in both staff and inmate assault between April and June 2010. This corresponds with the similar increase in contraband seizures noted above.



- Staff Assaults.** The Department discussed total assaults on staff, which decreased 25 percent in FY 2010, representing a significant reduction compared with previous years. Furthermore, serious assaults on staff (requiring more than basic first aid) dropped 28 percent, and comprised 32 percent of total assaults.



- Inmate Assaults.** Total inmate assaults dropped 6 percent in FY 2010. However, total serious inmate assaults increased 25 percent in FY 2010, while still well below FY 2007 levels. Serious assaults accounted for 11 percent of all assaults in FY 2010. The Department discussed the efforts take to respond to and reduce this violence, noting that some gang-related activity led to the increase in assaults at the end of the year, especially with regard to serious assaults. The Department is actively reviewing the data and is planning operational changes in response to some issues.

