

Meeting Summary

Agency: MSP

Following is a summary of issues discussed at the MSP Stat on August 30, 2010. Analysis is provided by StateStat and the Governor's Delivery Unit (GDU).

Follow Up

- **Fire Deaths.** MSP began the meeting by passing out a fire death summary and the report shows that there has been a significant decline in fire related deaths in the state.

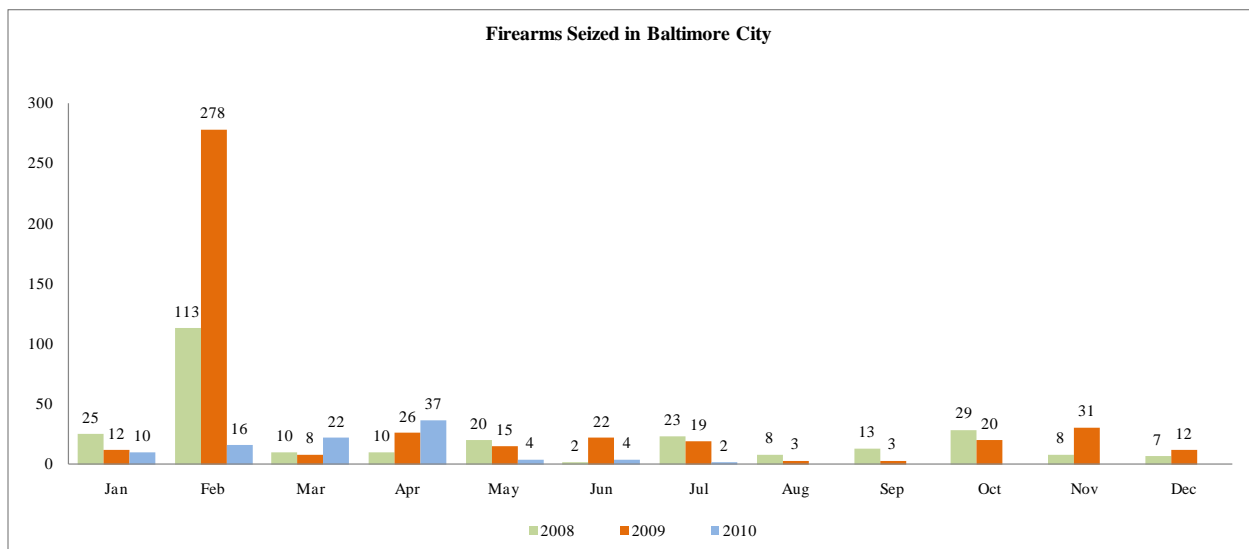
Guns

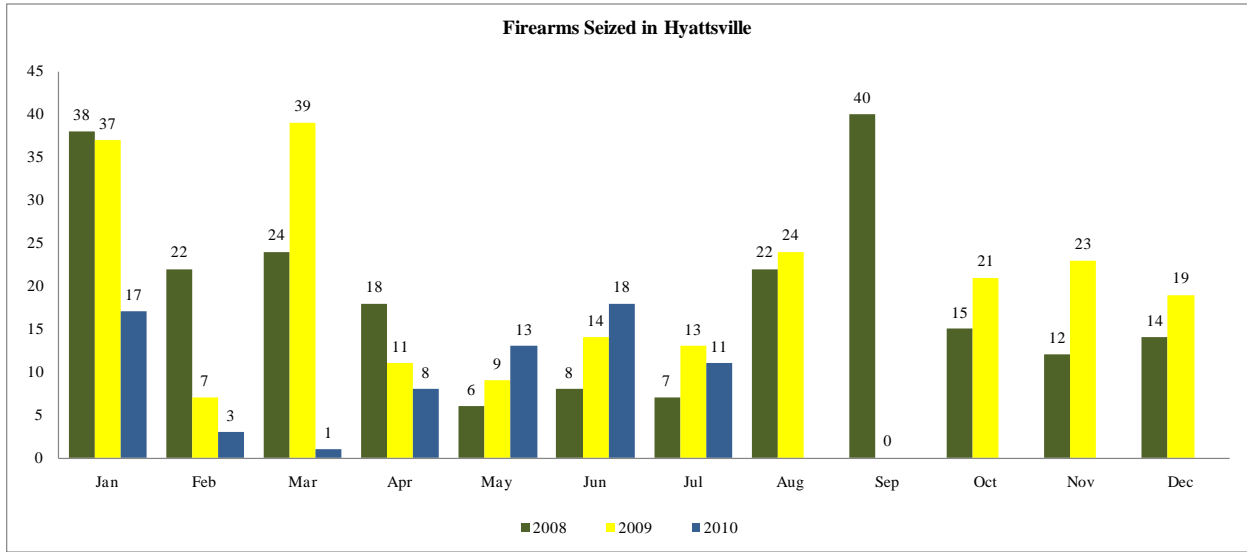
(GDU Item)

- **Firearm Task Forces.** The following charts show monthly gun seizure efforts by the Baltimore City (GTTF), Prince George's County (FITF) Firearm Task Forces, and the total amount of firearms seized, as well as search warrants and arrests from 2007 through July of 2010.

MSP stated that they are working on data to see how many prohibited possessors have been confronted in the state. MSP also stated that they are working on figuring out why seizures are lower this year in comparison to 2009.

FIREARM TASK FORCES			
2010			
	Search Warrants	Arrests	Firearms Seized
Baltimore	17	22	95
Hyattsville	24	14	71
Unit Totals	41	36	166
2009			
	Search Warrants	Arrests	Firearms Seized
GTF	89	40	449
FITF	38	77	217
Unit Totals	127	117	666
2008			
	Search Warrants	Arrests	Firearms Seized
GTF	60	41	268
FITF	73	96	226
Total	133	137	494
2007			
	Search Warrants	Arrests	Firearms Seized
GTF	50	34	214
FITF	27	64	48
Total	77	98	262
Cumulative Totals			
GTF	216	137	1026
FITF	162	251	562
TFs Combined	378	388	1588





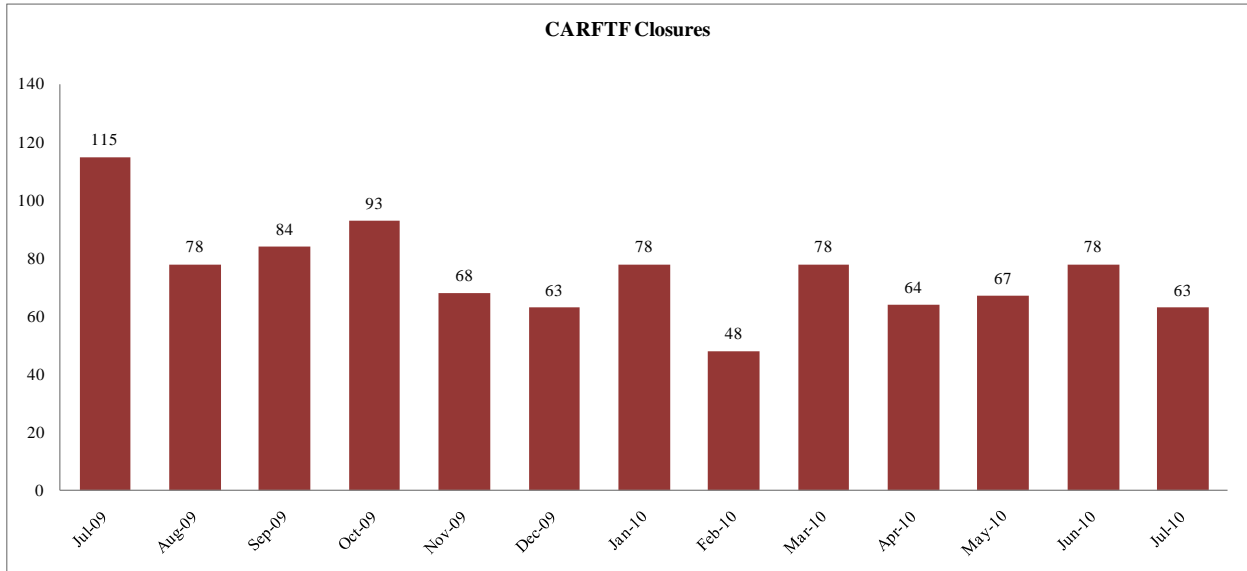
Warrants

(GDU Item)

- **CARFTF Warrant Service.** The charts below highlight warrant service efforts by the MSP team on the Prince George's County CARFTF task force through July of 2010. MSP was encouraged to increase target goals for closures in the coming months.

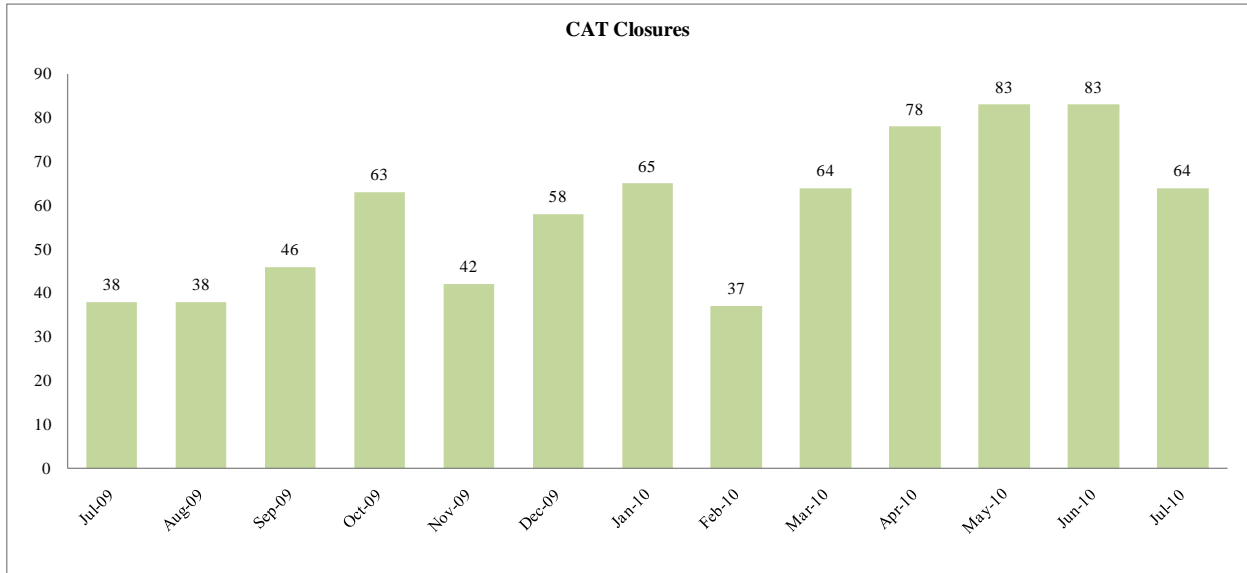
All CARFTF - 5 Total - 5 MSP - 1 MPD	Jan-10	Feb-10	Mar-10	Apr-10	May-10	Jun-10	Jul-10
Number of Open Warrants Beginning of the Month	135	126	130	118	136	139	148
Number of New Warrants	69	53	65	82	70	87	53
Number of Warrants Closed	78	48	78	64	67	78	63
Number of Warrants Closed by Arrest	46	23	46	46	42	49	43
Number of Open Warrants End of the Month	126	130	118	136	139	148	138

All CARFTF VPI Activity	Jan-10	Feb-10	Mar-10	Apr-10	May-10	Jun-10	Jul-10
Number of Open VPI Warrants Beginning of the Month	9	7	6	4	4	10	10
Number of New VPI Warrants	1	1	1	0	9	1	2
Number of VPI Warrants Closed	3	2	3	0	3	1	2
Number of VPI Warrants Closed by Arrest	0	0	2	0	1	0	1
Number of Open VPI Warrants End of the Month	7	6	4	4	10	10	10



- Baltimore Warrant Task Force (CAT/WATF).** The following charts highlight MSP warrant service efforts, as part of CAT/WATF through July of 2010. The panel may note a 22% decrease in the total number of warrants closed in July.

CAT Activity - 6 Total - 5 MSP - 0 BCPD - 1 BCSD	Jan-10	Feb-10	Mar-10	Apr-10	May-10	Jun-10	Jul-10
Number of Open Warrants Assigned to MSP Beginning of the Month	256	233	217	234	247	238	193
Number of New Warrants Assigned to MSP	50	22	81	93	71	80	62
Number of Assigned to MSP Closed	65	37	64	78	83	83	64
Number of Warrants Assigned to MSP Closed by Arrest	23	16	29	33	36	35	28
Number of Open Warrants Assigned to MSP End of the Month	233	217	234	247	238	193	191



DNA

(GDU Item)

- MSP DNA Casework Backlog Reduction.** The following chart shows the backlog in DNA casework pending analysis by MSP. Data in the below chart (July) shows a current backlog of **179** DNA cases, down from **347** at year-end 2009, already a **48%** reduction since December 2009.

Director Long has reached out to the DNA Unit Manager of Prince George’s County Police Department and discussed MSP’s plans to assist Prince George’s County with their backlog at today’s Stat.

Backlog of DNA Cases

