



MARTIN O'MALLEY
GOVERNOR

STATE HOUSE
100 STATE CIRCLE
ANNAPOLIS, MARYLAND 21401-1925
(410) 974-3901
(TOLL FREE) 1-800-811-8336

TTY USERS CALL VIA MD RELAY

Meeting Summary

Following is a summary of issues discussed at the DLLR Stat, held on September 9, 2010. Analysis is provided by StateStat and the Governor's Delivery Unit (GDU).

General Observations

- Follow-up Items
- GDU Questions
- Division of Workforce Development and Adult Learning (DWDAL) Issues
- Unemployment Insurance Issues
- Labor and Industry Issues

Follow Up Items

- **Auditing.** DBM has worked to identify a PIN to be used in an auditing capacity. The PIN must be reclassified, and then a hiring freeze exception must be approved. The agency does not expect any obstacles in this process.
- **H.I.R.E. Maryland.** In May, StateStat received a flyer that was produced by DBED as a result of the new marketing campaign for the Job Creation and Recovery Tax Credit Program. Presently, Unemployment Insurance, coordinating with DBED, is preparing a mailing to all Maryland employers regarding the HIRE program. This mailing will include a flyer emphasizing the ease of filing, and address some concerns that One Stop business service representatives have heard from employers about the program. It will also include some testimonials from satisfied employers. DBED plans to follow up with targeted-marketing efforts aimed at employers that DLLR believes are the best prospects for participating, based on patterns in both qualified and disqualified applications to date. One Stop field personnel have for the past couple of months been doing outreach with employers identified by DBED as having plans to hire in Maryland.
- **ARRA WIA Obligations.** DLLR submitted a plan breaking down adult and dislocated worker obligations and expenditures by LWIB, to be projected at the panel's request. DWDAL did not request obligation plans from the LWIBs for youth funds because the spending and obligations are on track for this funding stream, with a 90.75 percent obligation rate. After reviewing the August monthly reports which are due to DWDAL on September 9th, DWDAL plans to follow up with the LWIBs that have not obligated all of their funds as shown in the table below.

LWIB	Unobligated Balance
Southern Maryland Adult	\$20,379
Frederick DW	\$7,017
Lower Shore DW	\$27,527
Mid Maryland DW	\$301,174
Southern Maryland DW	\$118,606
Total	\$474,703

- In some cases LWIBs reported a negative number (i.e. over obligated), meaning that projects in process may have been reported in both the current obligations and future obligations categories, or the local office is planning to charge project expenditures to another funding stream (non-ARRA WIA funds) when the ARRA grant is fully expended/obligated. DWDAL will follow up with the local areas to clarify the reason for the negative obligations.

LWIB	Overobligated Amount
Anne Arundel Adult	-\$83,899
Baltimore City Adult	-\$506,640
Baltimore County Adult	-\$20,663
Mid-Maryland Adult	-\$30,271
Prince George's Adult	-\$886,840
Anne Arundel DW	-\$249,983
Baltimore City DW	-\$300,274
Baltimore County DW	-\$222,557
Montgomery DW	-\$183,095
Prince Georges DW	-\$583,831
Upper Shore	-\$34,328

- Five LWIBs have fully obligated and expended ARRA WIA funds as shown in the following table.

Fully Obligated and Expended
Frederick Adult
Lower Shore Adult
Montgomery
Susquehanna
Upper Shore

- **UI Appeals.** DLLR has submitted a revised plan for reducing the UI appeals backlog. Following the last StateStat meeting, DLLR requested 4 additional special examiners (as opposed to the original plan of 2) to assist the Board members in getting out cases. With this additional assistance (and a revised estimate of the number of incoming cases), DLLR now projects that the backlog can be eliminated in May 2011.

GDU Questions

- **Summary:** DLLR submitted a Delivery Plan for the Skills Goal in June. The plan frames the Administration’s up-skilling efforts within the context of the broad Skills2Compete (S2C) initiative, which it calls the “vehicle” that will drive the skills effort. It also articulates the strategies and action steps that are being undertaken to achieve the Skills Goal. The most important next step for the leaders of the up-skilling effort is to define the performance benchmarks or targets for each of the strategies and attainment steps. A more detailed discussion of the Skills Goal and progress toward it will take place at the **Skills Subject-Matter Stat on September 30.**
- **Benchmarks/Performance Targets.** Each strategy either works directly to increase the skills of workers or helps encourage workers to register for programs that provide training. The Delivery Plan developed by DLLR notes that evaluations by the Governor’s Delivery Unit and StateStat will be based on performance targets established for each of the attainment actions identified in the plan. Moreover, the Delivery Plan notes that all relevant data will be collected and submitted by DLLR and its partner agencies.
- **Skills2Compete.** The Skills Delivery Plan frames the Administration’s up-skilling efforts within the context of the broad Skills2Compete (S2C) initiative, which is the vehicle that will drive the skills effort.
- **Skills Strategies Directly Managed by DLLR.**

Strategy 2 Performance Targets	Baseline Data (July 1, 2009)	Agency 2012 Goal(s)
Number of participants active in skills development training programs	2759	3310
Number of veterans active in skills development training programs	320	384
Number of disabled persons active in skills development training programs	143	171

- **Strategy 2:** Increase overall completion of occupational skills training by 20% by 2012 by increasing outreach, leveraging additional funds and utilizing the Green Job Training Grant; additionally, increase veteran enrollment in occupational skills training by 20% by 2012.

Strategy 3 Performance Targets	Baseline Data (July 1, 2009)	Agency 2012 Goal(s)
Number of incumbent workers receiving MBW funded training*	2461	3105
Number of employers receiving MBW funded training	210	275
Number of employer projects receiving MBW training	475	600

- **Strategy 3:** Expand the Maryland Business Works Program (MBW) incumbent worker training initiative to advance the skills of over 3,000 incumbent workers annually in Maryland by 2012.

Strategy 4 Implementation Targets	Baseline Data (July 1, 2009)	Agency 2012 Goal(s)
Number of Graduates of Apprenticeship Programs	1045	1254

Number of Registered Apprentices	9487	10207
Number of New Apprenticeship Programs Registered	(CY 2009) 9	15
Number of New Apprenticeship Programs Registered in Non-Construction Occupations	(CY 2009) 2	5

- **Strategy 4:** The Maryland Apprenticeship and Training Program will increase the number of Registered Apprentices and Graduates of Apprenticeship Programs by 2012 and will also increase Registered Apprenticeship Programs by registering at least 15 new programs by 2012, including at least 4 new non-construction programs.

Most Recent Monthly Reporting by DLLR on Apprenticeship and training	Jun-10	Jul-10
Apprentice registration occurrences	543	722
Total apprentices registered	9,209	8,976

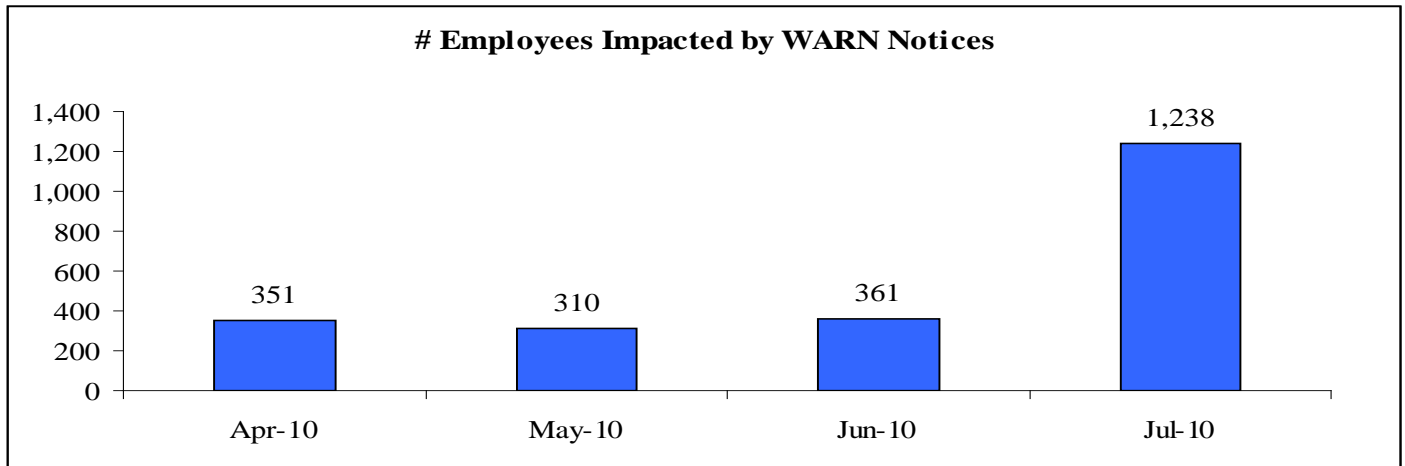
Strategy 5 Performance Targets	Baseline Data (July 1, 2009)	Agency 2012 Goal(s)
Number of occupational certificates awarded to inmates	1002	1150
Number of inmates who completed employment readiness and workforce development classes	2855	3283

- **Strategy 5:** Expand participation of inmates in apprenticeships and nationally recognized certificate programs.
- **Strategy 6:** Increase the number of adult education participants that enter post-secondary education or training. This goal outlined three action steps, including better aligning Adult Education with the Workforce Development System, Strengthening Career Pathways, and Maximizing Efficiency through Performance Based Funding. However, there were no performance or implementation targets identified in the plan.
- **Coordinated Communications Strategy.** DLLR Communications staff is heading up an interagency communications team to promote S2C. The communications effort will be modeled after the Smart, Green & Growing initiative. They have redesigned and built out a much improved S2C web site (www.skills.maryland.gov) with resource information, live updates, and other features. There will be a monthly conference call of agency communications staff to interagency teams work.

Division of Workforce Development and Adult Learning (DWDAL)

- The number of employees impacted by WARN notices increased sharply in July due mostly to the closing of a Solo Cup plant that will begin in October and be completed by early 2012, and the closing of a JP Morgan Chase credit card center in Frederick.

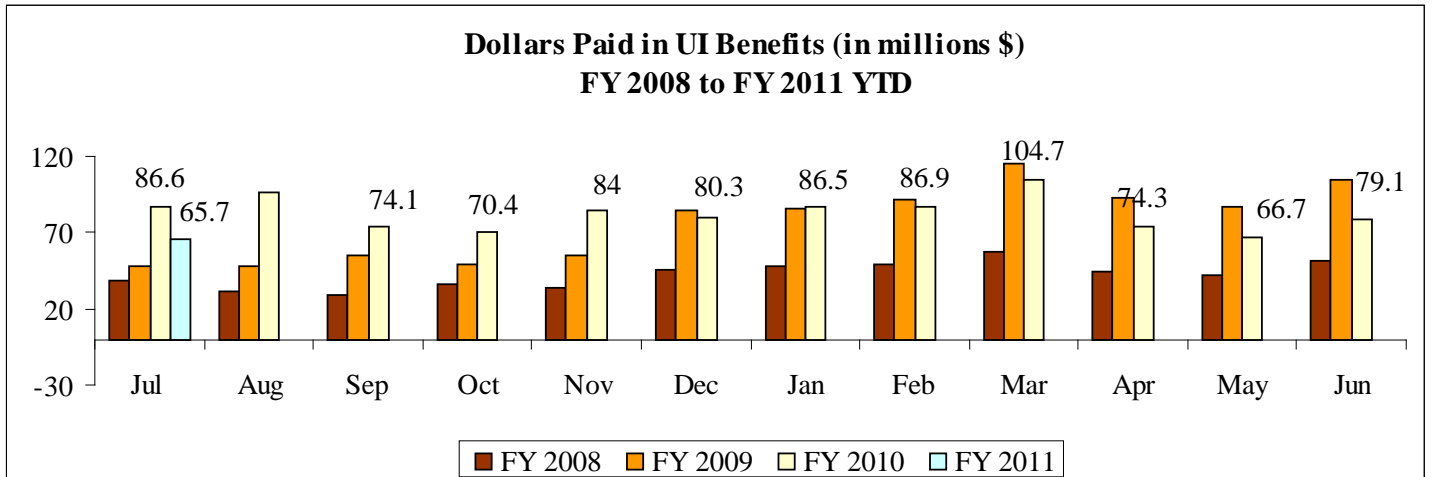
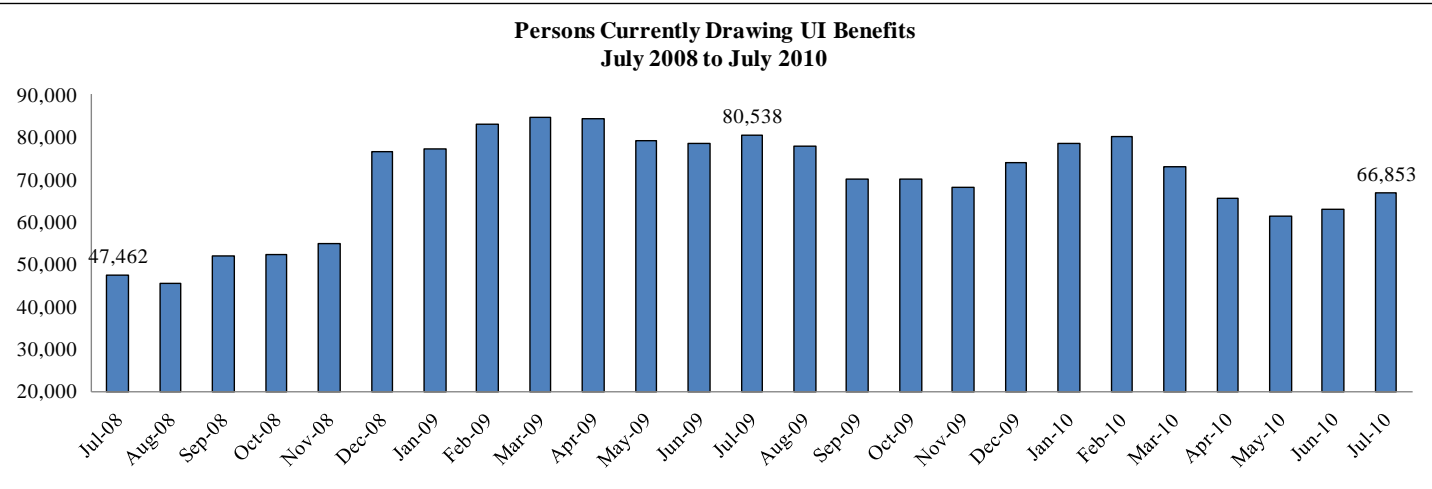
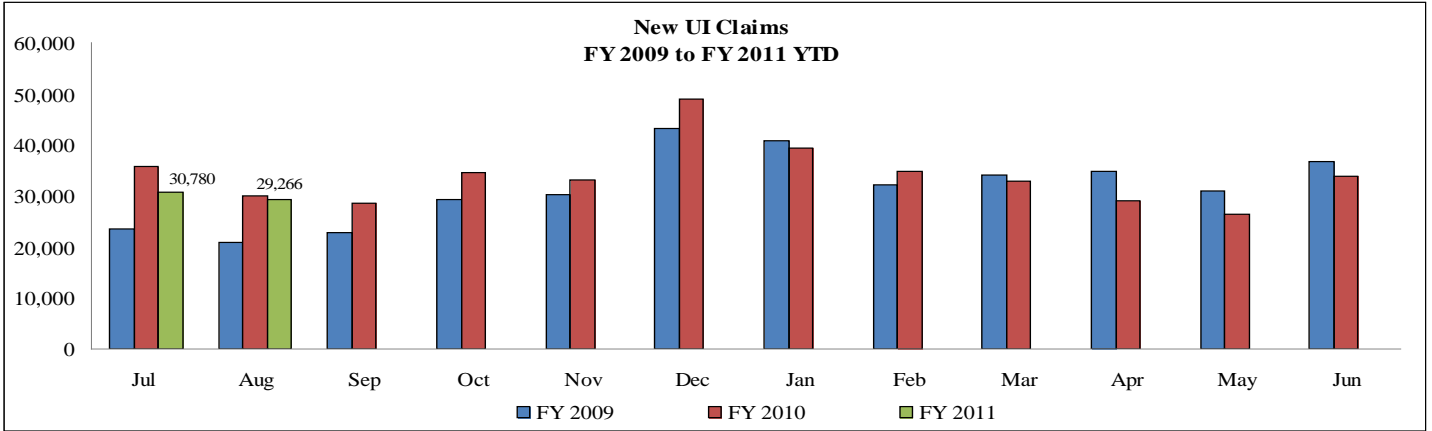
- Rapid response teams are dispatched to companies covered by WARN. The level of assistance that the team can provide often depends on the level of cooperation afforded by the covered company.

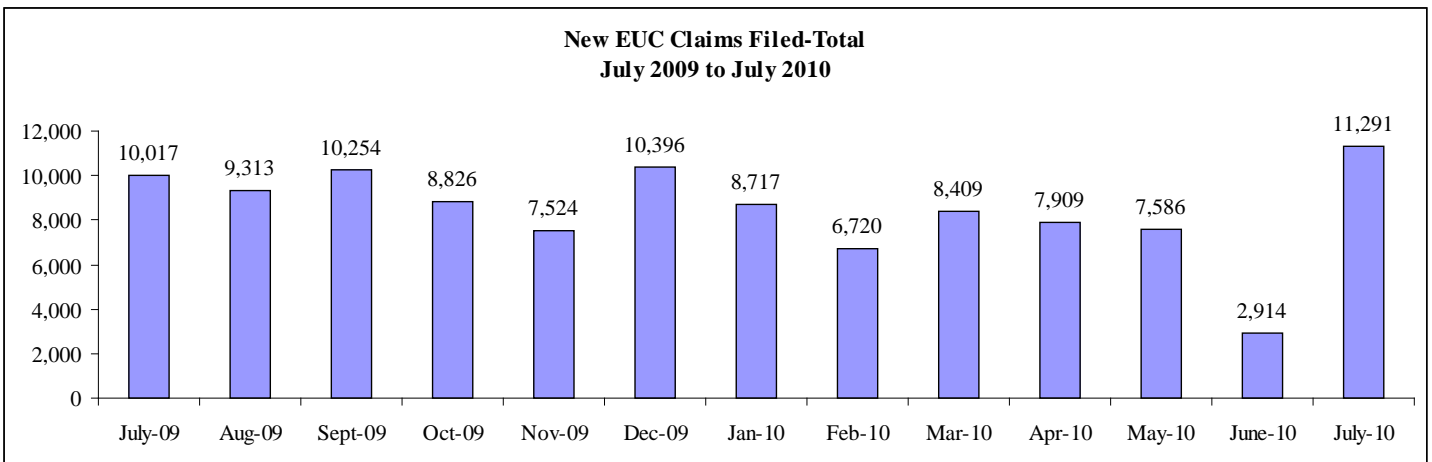
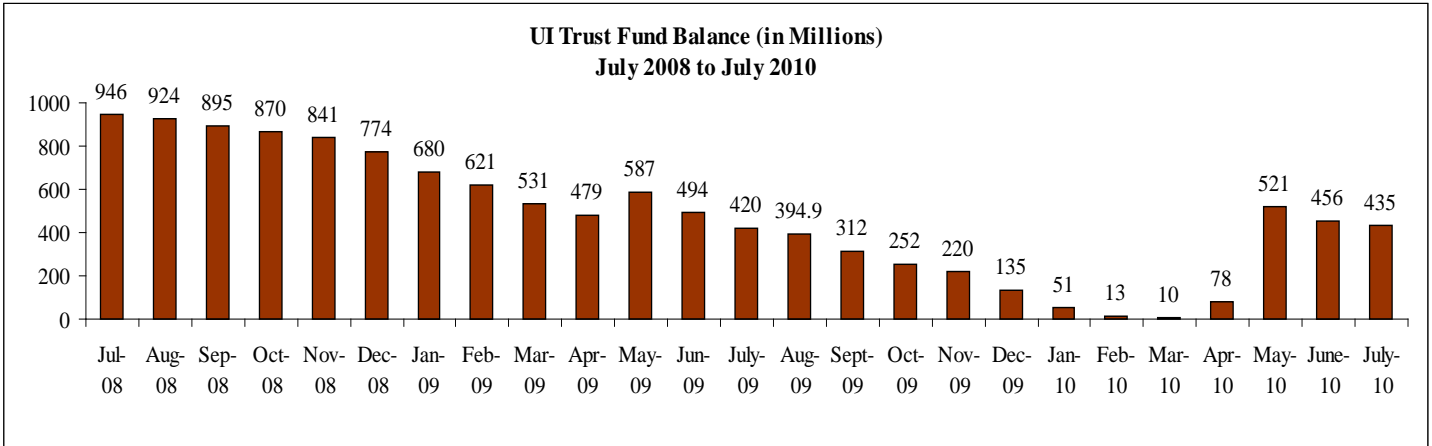


WARN Notifications, July 2010							
Notice Date	NAICS	Company	Location	WIA	Total Employees	Effective Date	Type Code
	Code			Code			
7/7/2010	453998	Prime Retail	217 E. Redwood St., 20th Floor, Baltimore, MD	3 (BALTO. CITY)	44	9/5/2010	2
7/19/2010	561612	Wackenhut Services Incorporated	P.O. Box 700, Suitland, MD	8 & 9 (PRINCE GEORGE'S and SOUTHERN MARYLAND)	82	9/30/2010	2
7/27/2010	522110	JP Morgan Chase	5202 Presidents Court, Frederick, MD	4 (FREDERICK)	561	9/27/2010	1
7/29/2010	322215	Solo Cup Company	10100 Reisterstown Road, Owing Mills	2 (BALTO. CO)	551	10/3/2010	1

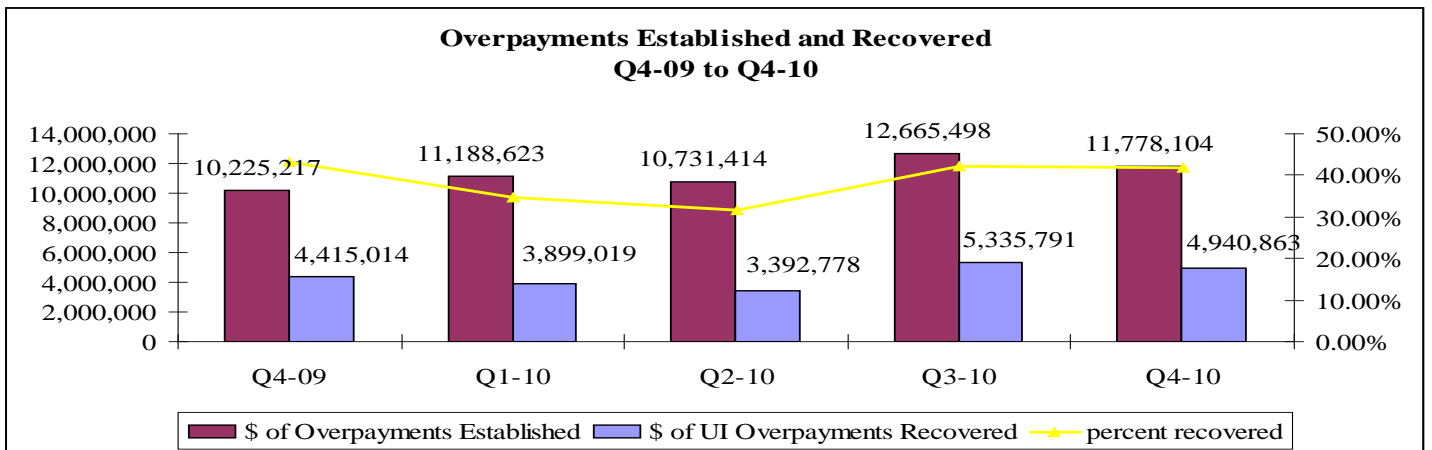
Unemployment Insurance

- New claims for Unemployment Insurance decreased in July 2010, following an expected increase in June. New UI claims in July 2010 are 14 percent below those in July 2009; in August 2010, new UI claims were three percent lower than those in August 2009. The number of persons currently drawing UI benefits increased from June to July, although persons drawing benefits in July 2010 are 17 percent below the number drawing benefits in July 2009. Dollars paid in UI benefits decreased from June to July, to 24 percent below dollars paid in UI benefits in July 2009—the same ratio as June 2009 and July 2010. The UI trust fund balance continued the decrease that began in after a sharp increase in May 2010. New Emergency Unemployment Compensation (EUC) claims increased sharply in July because of the extension.



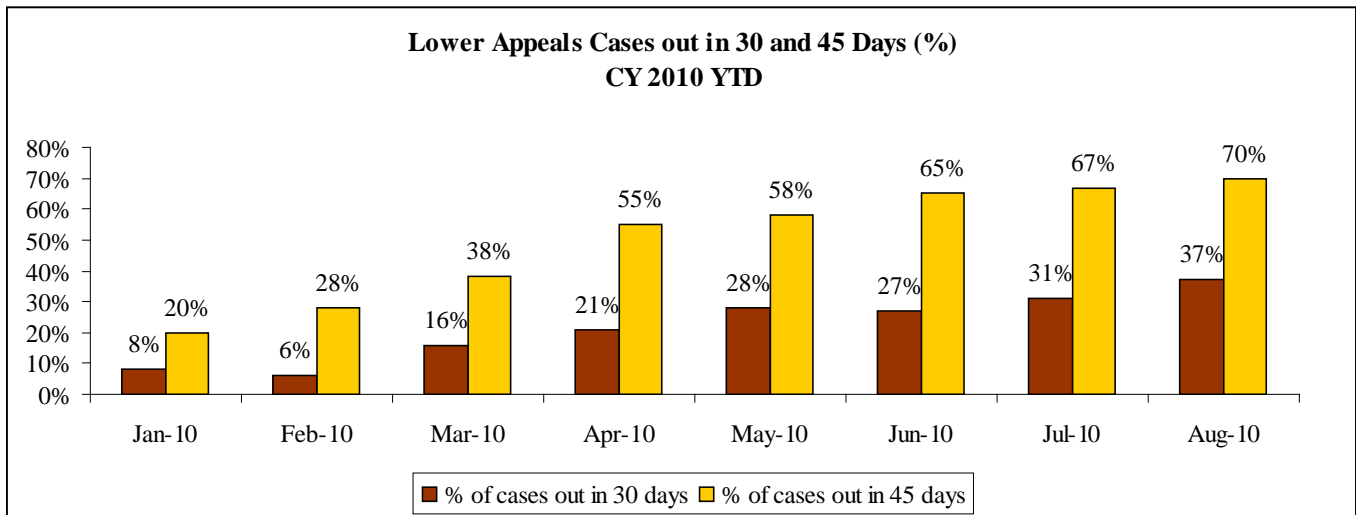
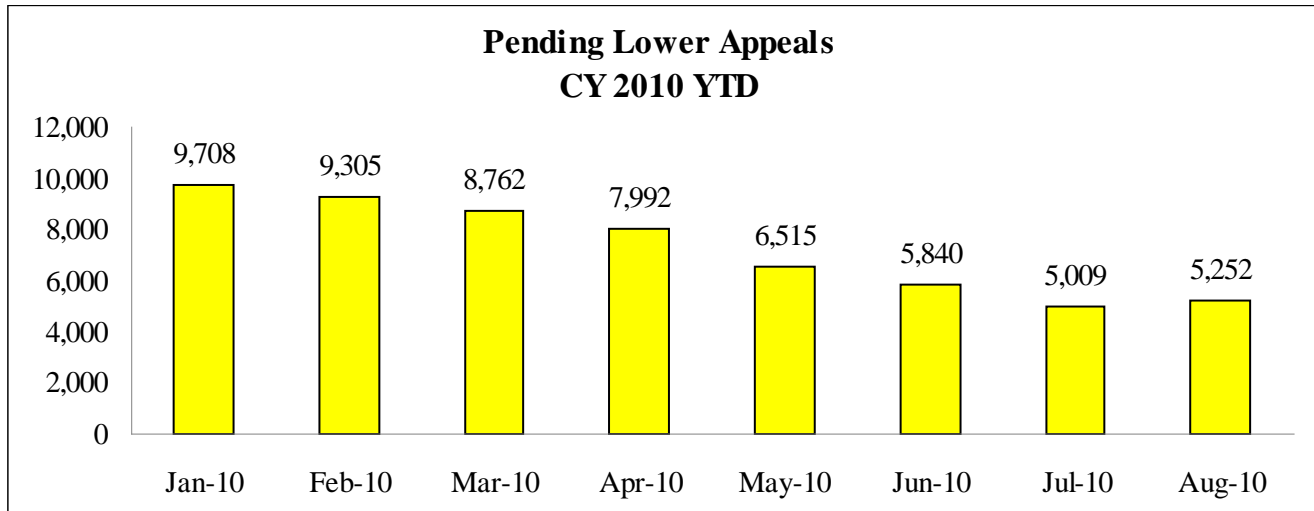


- **Overpayments.** The dollar amount of overpayments established and recovered decreased from Q3 2010 to Q4 2010, although both metrics are higher than the three quarters preceding Q3 2010. Dollars recovered as a proportion of overpayments established increased in Q3 2010 and did not change significantly in Q4 2010.
 - The agency has employed several methods to increase overpayment recoveries, including agreements with the IRS allowing Maryland to intercept federal income taxes.



Unemployment Insurance Appeals

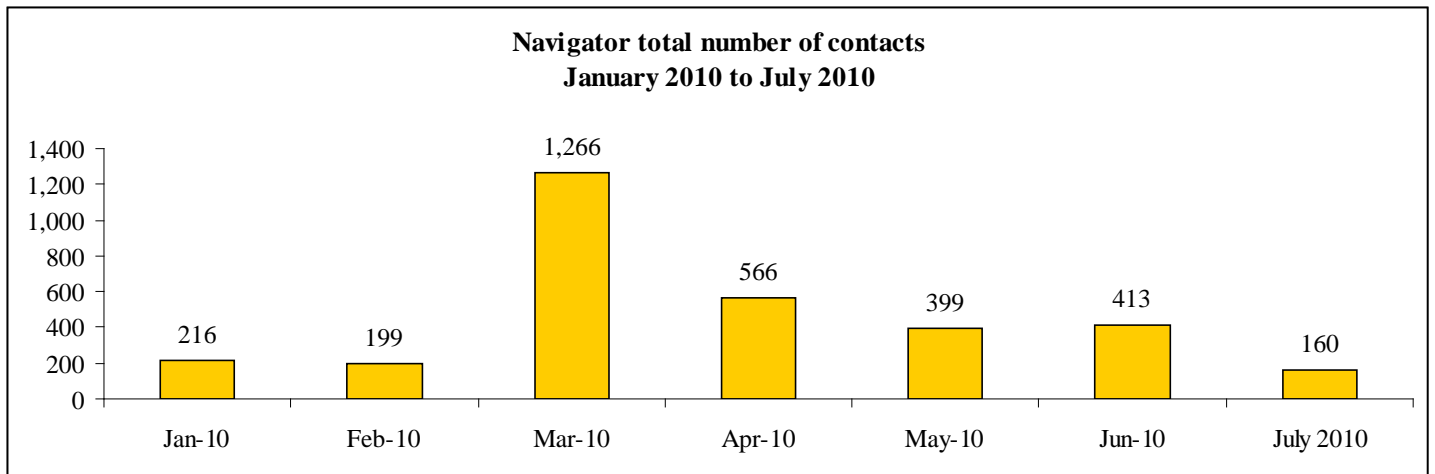
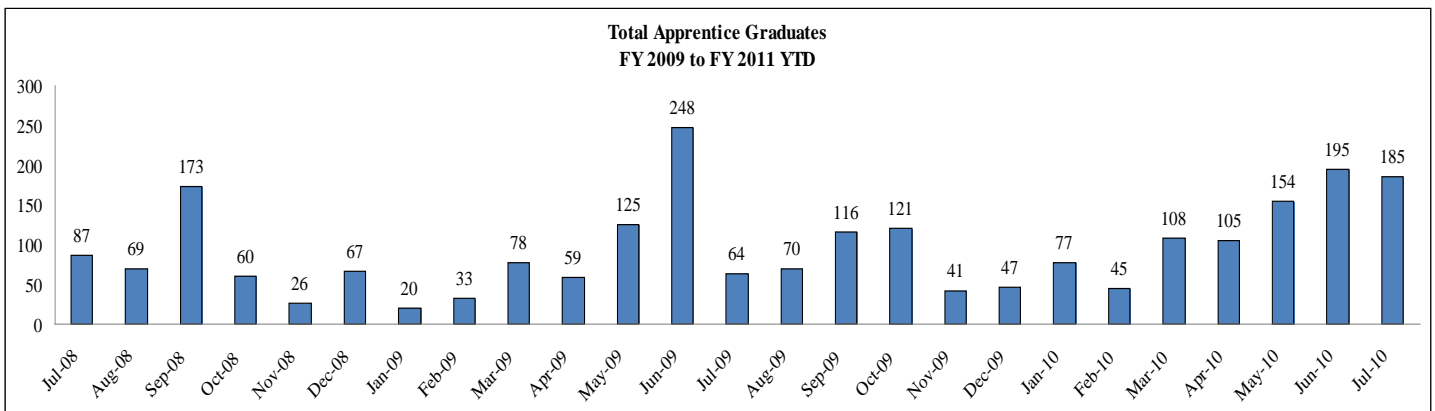
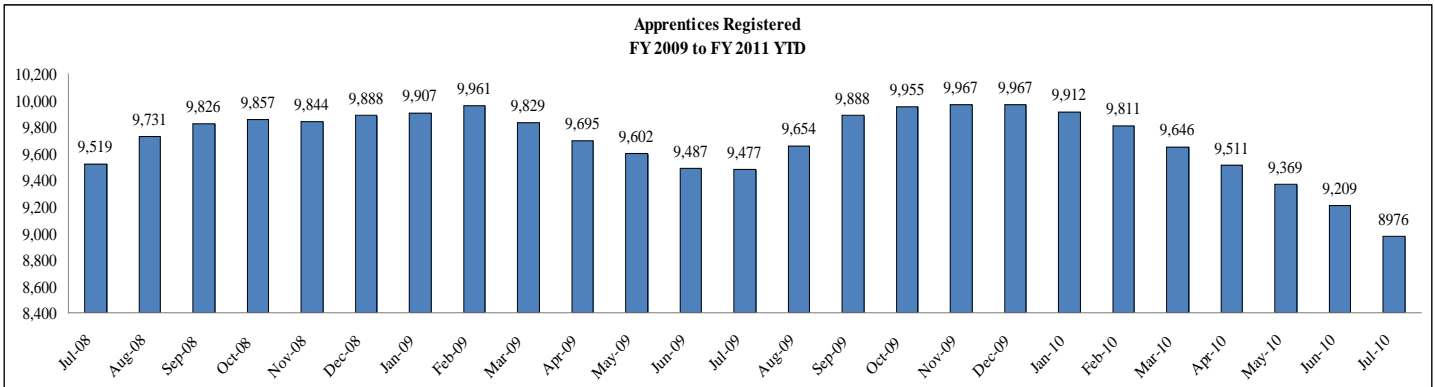
- The number of pending lower appeals increased in August 2010 after a six month decrease, and the number of pending higher appeals has been increasing. The percentage of lower appeals cases out in 45 and 30 days has increased since the beginning of the calendar year. The average case age decreased to below the target level of 30 days in July.
 - DLLR employs a triage procedure to ensure that cases are disbursed proportionately among the Board members.



Labor and Industry

- **Apprenticeship and Training.** The number of apprentices registered continued to decrease in July, and the number of apprenticeship graduates decreased slightly as well. This seems to be a seasonal pattern; registration decreases in June and July, while graduation peaks in June. Meanwhile, the number of apprenticeship navigator contacts decreased in July 2010.

- The number of apprentices registered continues to decrease due to increasing compliance reviews. Only working apprentices are included in the data as a result of this review.



- Elevator Inspections. The number of total elevators past due has decreased in the past 12 months, although the number increased slightly in July 2010.

