

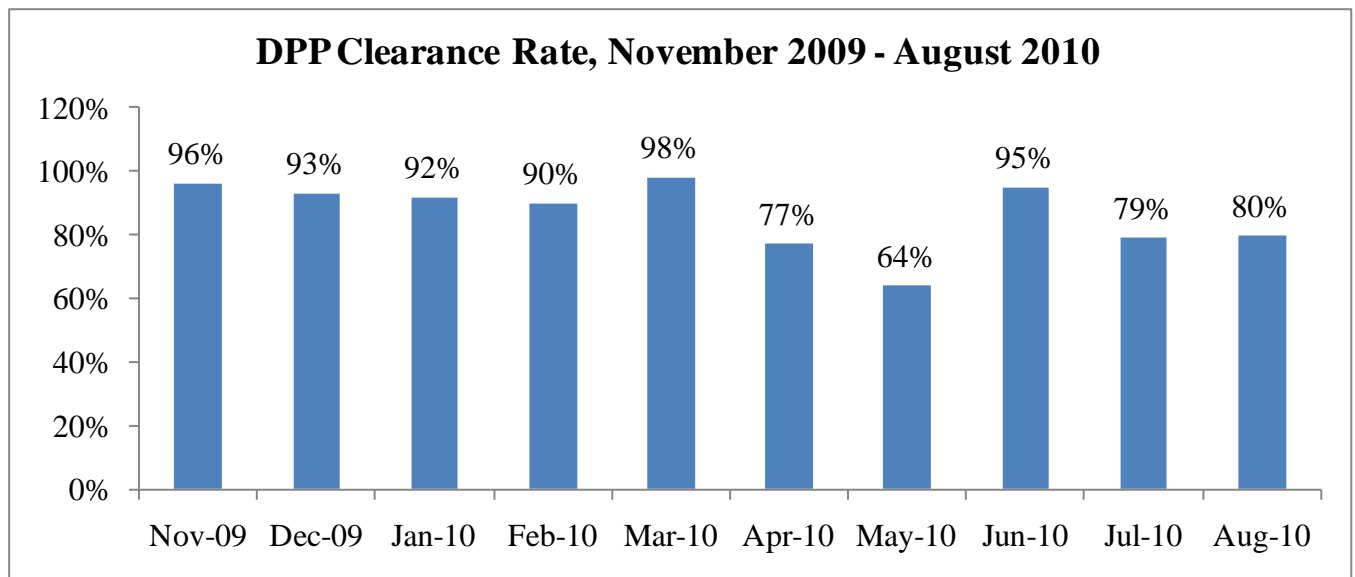
## DPSCS Meeting Summary

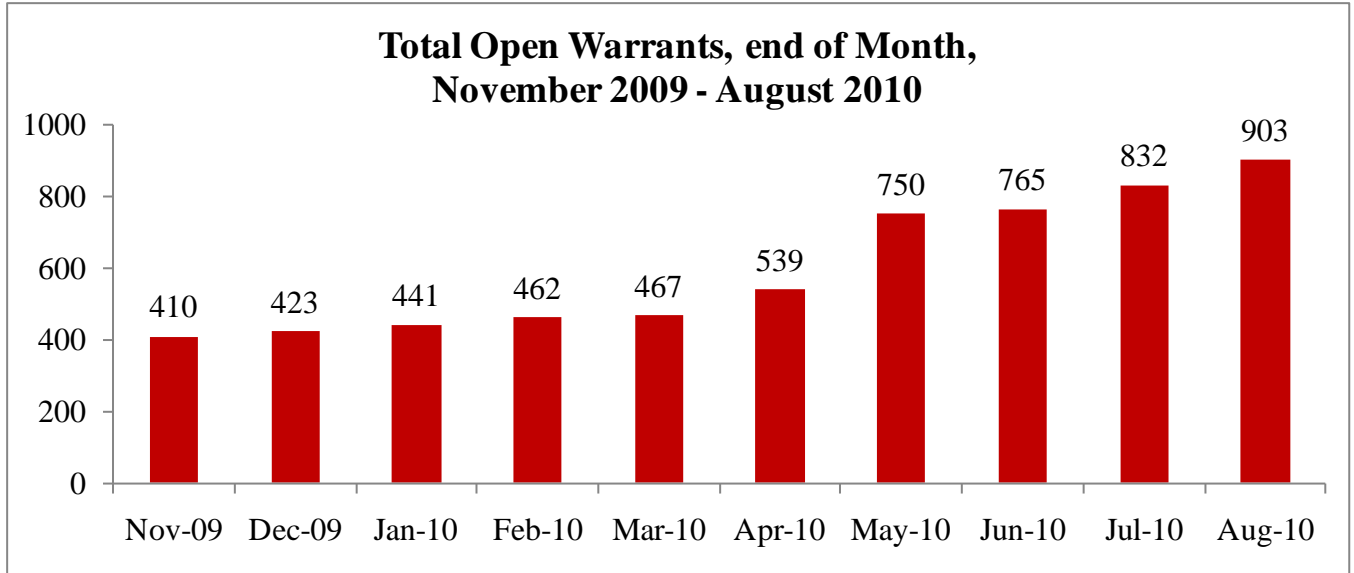
**Agency:** Department of Public Safety and Correctional Services (DPSCS): Division of Parole and Probation (DPP) and Division of Pre-trial and Detention Services (DPDS)

Following is a summary of issues discussed at the DPSCS—DPP/DPDS Stat on September 16, 2010. Analysis is provided by StateStat and the Governor’s Delivery Unit (GDU).

### **Warrants**

- **DPP Clearance Rate.** Over the last few months, the total number of warrants open at the end of the month has steadily increased. DPP reported that its clearance rate has remained at approximately 85 percent. The average from November 2009 – August 2010 was 83 percent; a slight drop in the clearance rate occurred in April and May 2010 when DPP began collecting legacy VOP warrants for sex offenders, gun offenders, robbery, and other violent offenses; the age of the warrants made it harder for DPP to clear the warrants.

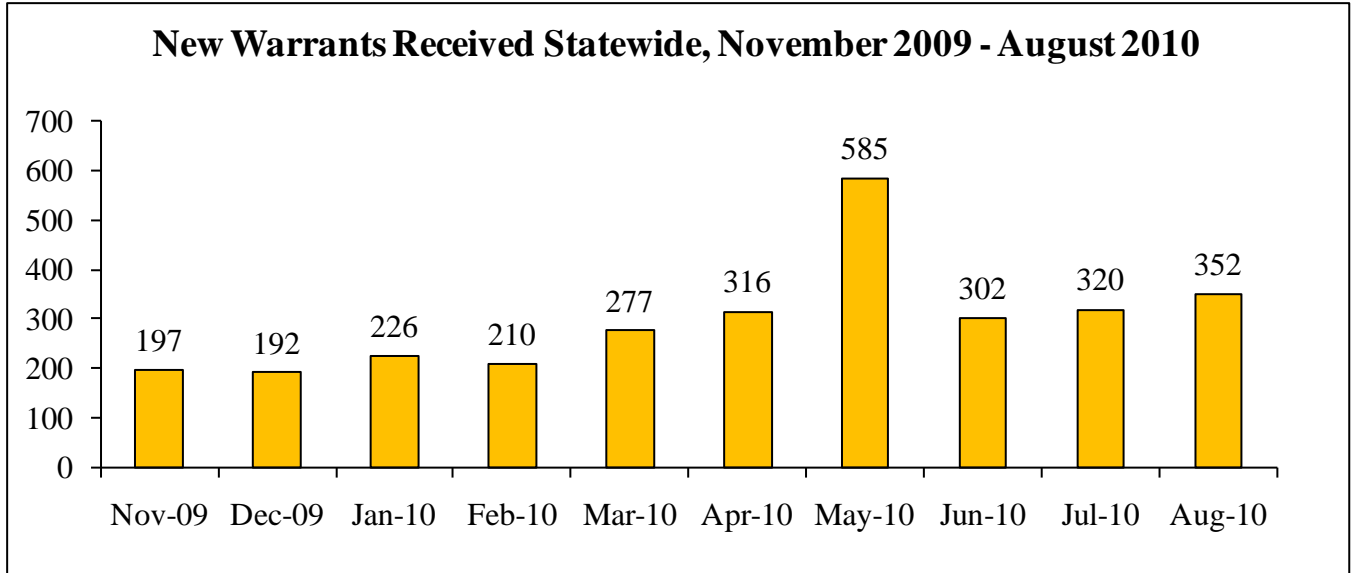




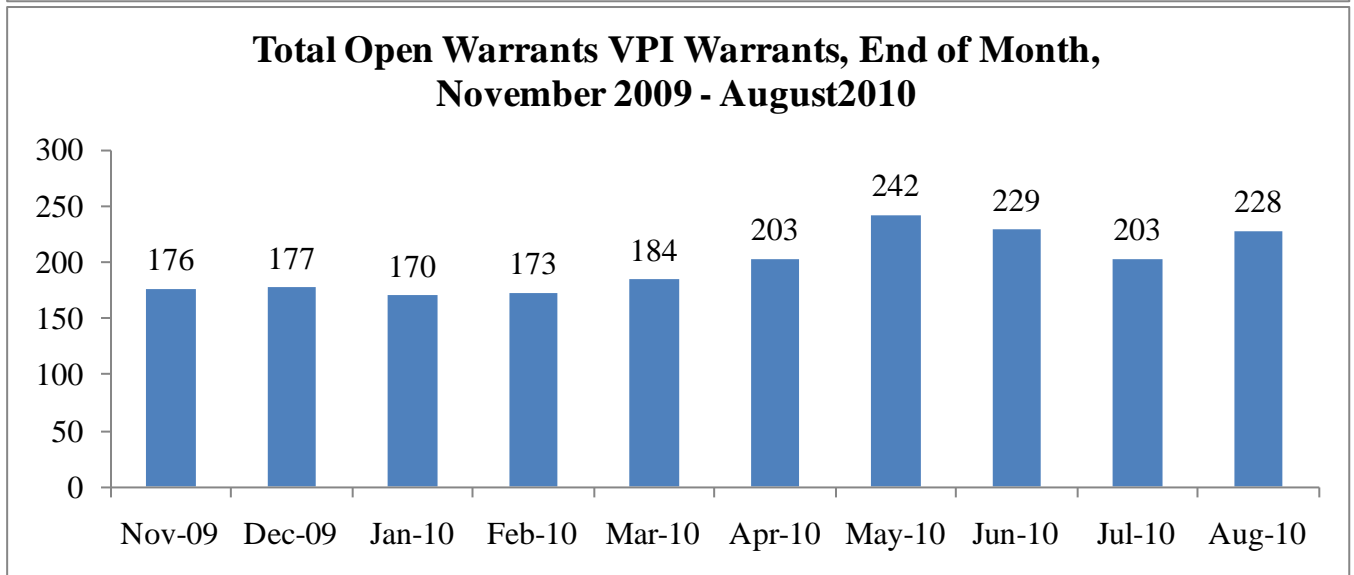
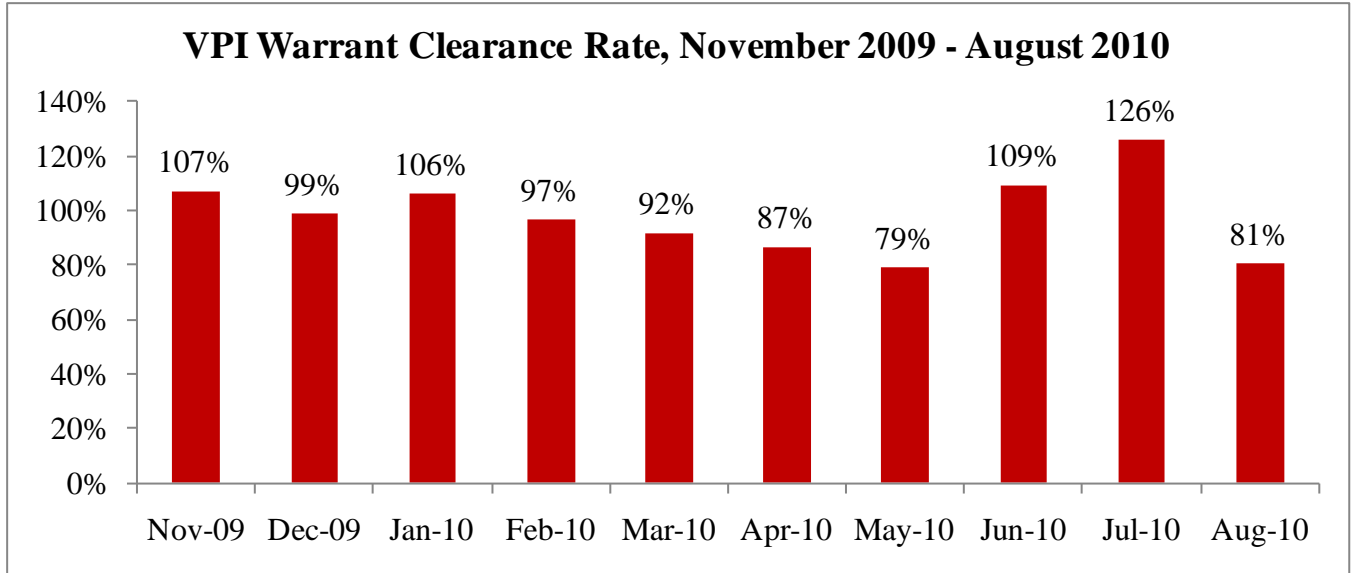
- Types of Warrants Served.** One factor in the increase in open warrants is that the Department began including additional types of warrants for service, as seen in the chart below. It appears that, with the exception of the receipt of legacy warrants in May 2010, the inclusion of VOP warrants for sex offense, gun, robbery, and other violent offenses has added an average of 80 warrants per month.

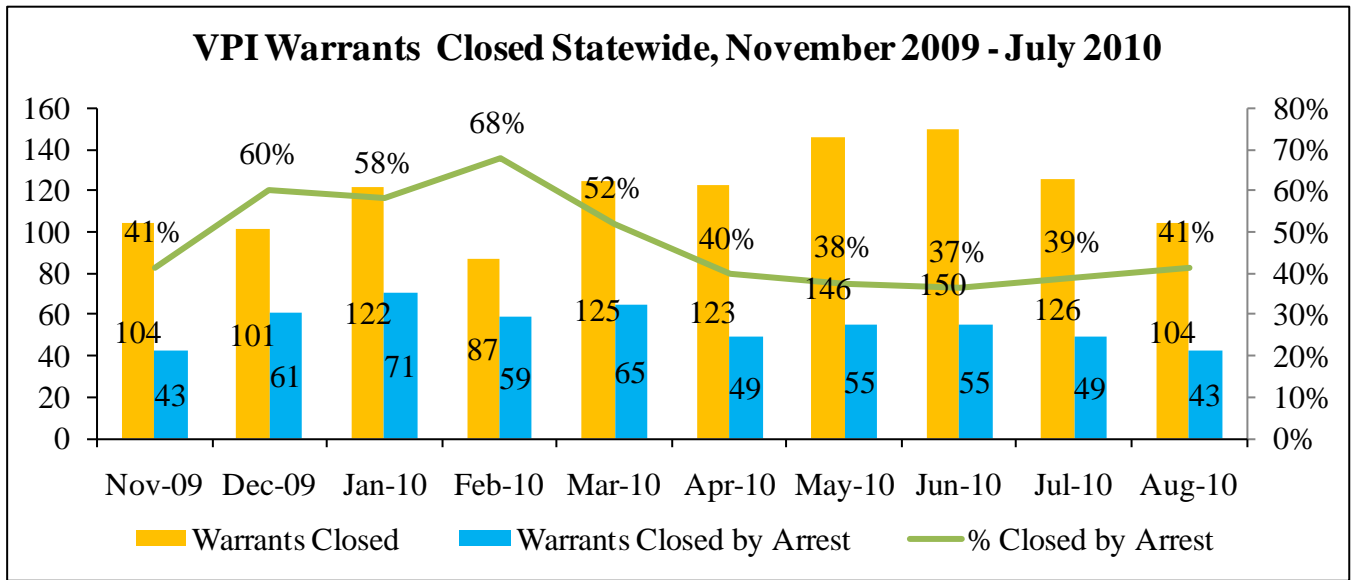
The Department noted that the receipt of VOP warrants back to 2007 was again the primary driver of the increase in April and May 2010. The overall warrant clearance rate was approximately 83 percent for the group of 311 VOP warrants issued after 2007.

<b>Types of Warrants Served by DPP</b>	
<b>Date</b>	<b>Type</b>
2001-present	Parole and Mandatory Release warrants
Oct-09	Newly issued VOP Warrants for VPI supervisees
May-10	Newly issued VOP warrants for sex offense, gun, robbery, and violent offenses
May-10	VOP Warrants issued on or after 2007 for sex offense, gun, robbery, and violent offenses



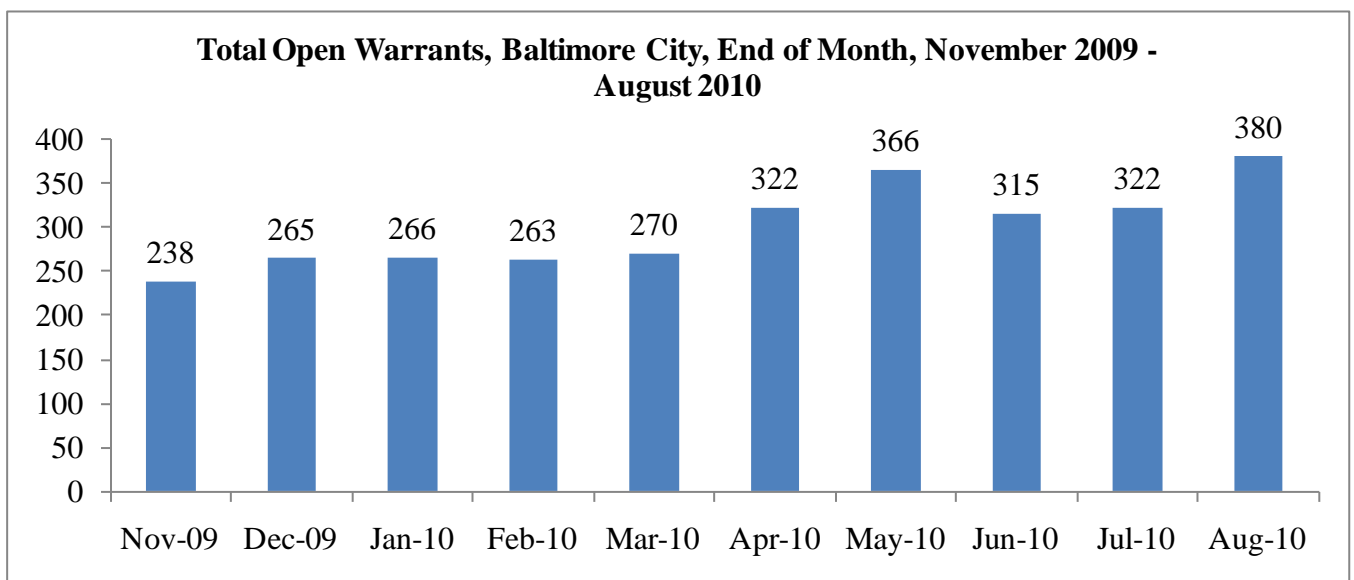
- **VPI Warrants Statewide.** At the last StateStat, DPP revealed that their target for overall clearance rate of VPI warrants is 75-80%. Recent clearance rates for VPI warrants, however, have been significantly higher, although in August the overall clearance rate fell to 81 percent. The total number of VPI warrants open at the end of the month increased by 12%. Total warrant closures decreased by 17.5%, while the number closed by arrest decreased by 12%.

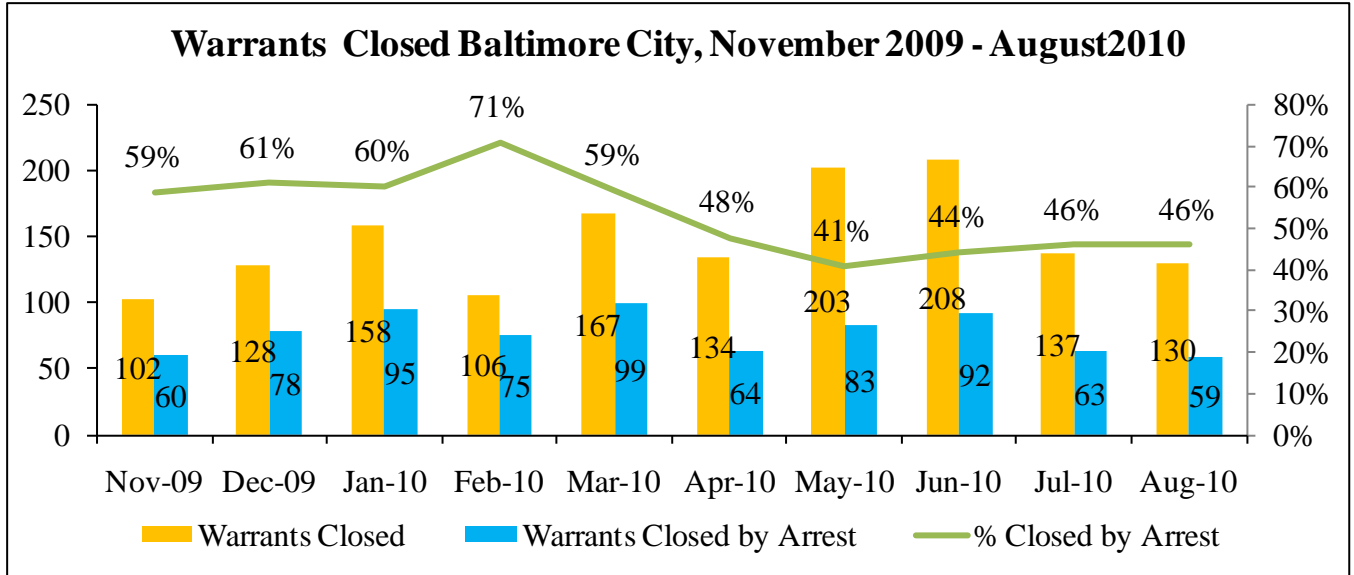




- Baltimore Warrant Task Force.** The Department reported that in August the Baltimore Task Force had a total of 380 warrants open at the end of the month, an 18% increase from the warrants that were open at the end of July/ beginning of August. The Department saw a 5% decrease in the number of warrants closed between July and August and a 6% decrease in those closed by arrest. This is the second consecutive month where the number of warrants closed has decreased. The panel should also note that eight additional officers were reassigned to the Baltimore Task Force in July.

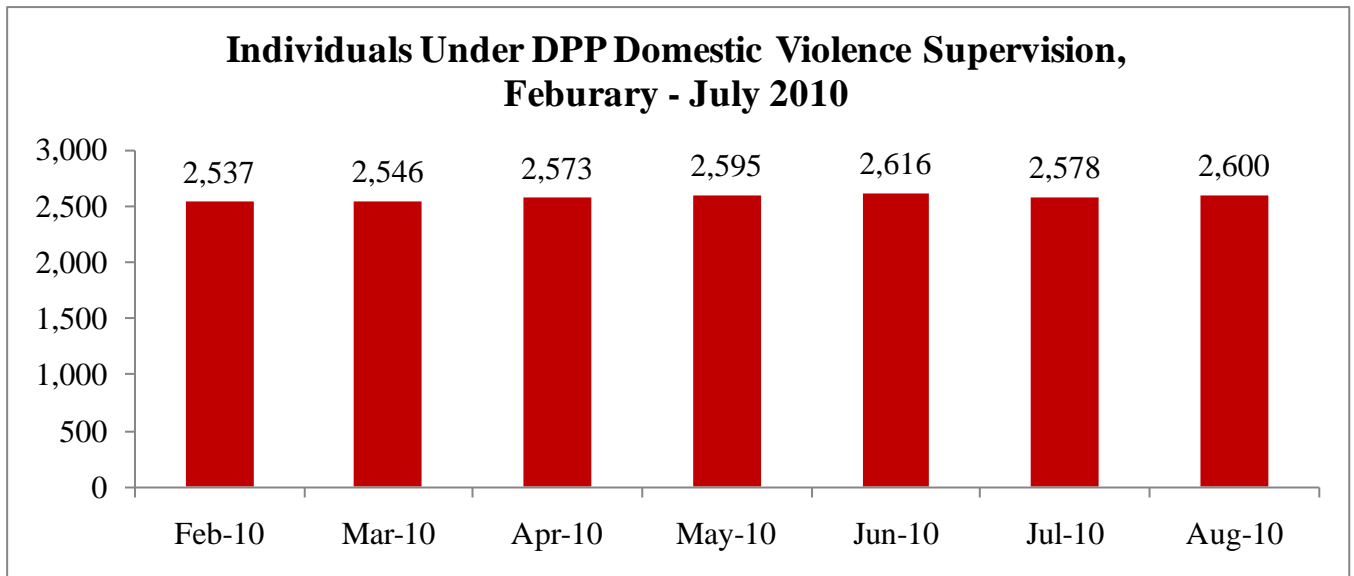
The Department discussed its role in the Impact Teams in Baltimore City and how it has affected warrant service efforts in the city. In addition, the Department discussed how it is working to improve warrants service, noting that Baltimore City warrant services—especially for VPI—is the main driver of Statewide warrant service numbers.





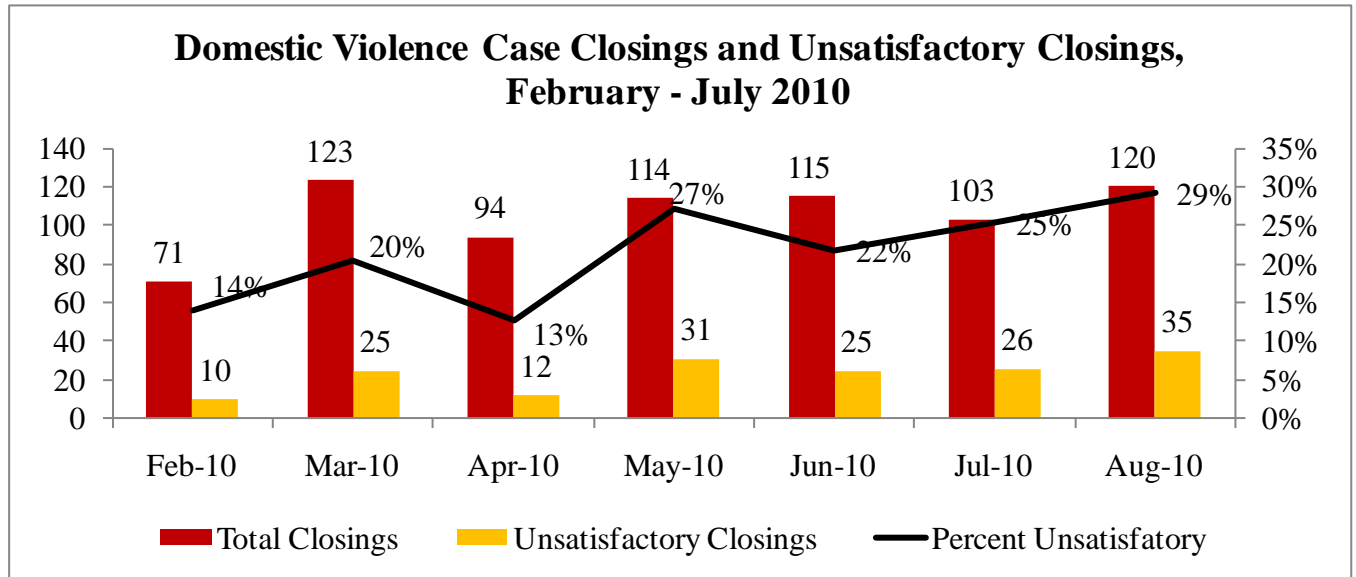
**Domestic Violence Supervision**

- **Individuals Supervised.** Since the domestic violence supervision protocol began in February 2010, the number of supervisees under domestic violence supervision has increased by 1 percent.



- **Domestic Violence Closings.** The Department also reports the number of domestic violence cases that are closed successfully and unsuccessfully. August data shows a 10 percent increase in satisfactory closings.

The Department and the panel discussed the data, including what new resources or methods might be used to better improve domestic violence supervision in the future.



### Kiosks

- Overview.** DPP reported that it will begin kiosk rollout in the coming months after a successful pilot test. All field offices will receive at least one kiosk, with larger offices receiving more than one kiosk. To date, kiosks were installed in the 2100 Guilford Ave. office, and rollout is continuing in Western Maryland.
- Pilot Program.** The kiosk began in February 2010 at the Gaithersburg and was extended in May to Rockville. The majority of offenders reported were drunk driving monitoring program (DDMP) participants and/or low risk criminal offenders, all of whom were supervised solely by the kiosk. If the offender became non-compliant, they would be direct to meet with an agent. In addition, a small portion of offenders who were higher risk used kiosks as a supplement to normal supervision with an agent.

### Co-Location Cases

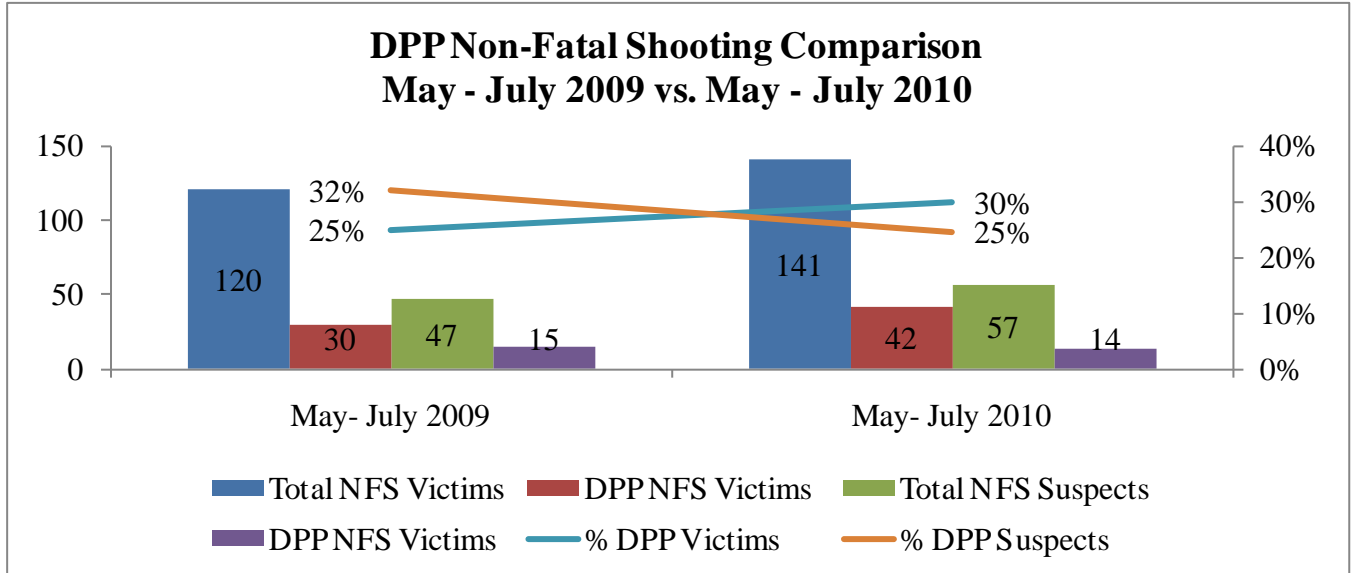
- July Data.** The Department reported on its July co-location analysis; The Department reports that action was taken in 3 cases (with a DJS youth and non-VPI DPP adult); in addition, 40 cases had outstanding violations of probation at the time of review (violations of the release order prior to the review).

A case is listed as “of concern” only when a review of the offender’s supervision order indicates that the co-location of a juvenile and adult in the household is non-compliant with the supervision order. The Department reported that it continues to review cases on a regular basis to determine if there are any concerns.

<b>DPP RESPONSE TO DATA BEHIND THE MAPS</b>				
<b>JULY 2010 (JULY DATA AS OF AUGUST 1, 2010)</b>				
<b>DJS Clients Living with DPP Sex Offenders</b>				
<b># Cases Reviewed</b>	<b># of Offenders residing with juve niles</b>	<b># of Cases where a Concern Exists</b>	<b># of Cases where there is a Violation of Release Order</b>	<b>Action Taken in # of Cases</b>
<b>25</b>	<b>14</b>	<b>1</b>	<b>6</b>	<b>1</b>
<b>DJS Clients Living with DPP VPI Offenders</b>				
<b># Cases Reviewed</b>	<b># of Offenders residing with juve niles</b>	<b># of Cases where a Concern Exists</b>	<b># of Cases where there is a Violation of Release Order</b>	<b>Action Taken in # of Cases</b>
<b>44</b>	<b>18</b>	<b>0</b>	<b>10</b>	<b>1</b>
<b>DJS VPI living with DPP VPI</b>				
<b># Cases Reviewed</b>	<b># of Offenders residing with juve niles</b>	<b># of Cases where a Concern Exists</b>	<b># of Cases where there is a Violation of Release Order</b>	<b>Action Taken in # of Cases</b>
<b>12</b>	<b>5</b>	<b>0</b>	<b>5</b>	<b>0</b>
<b>DJS VPI Clients Living with DPP Non-Containment</b>				
<b># Cases Reviewed</b>	<b># of Offenders residing with juve niles</b>	<b># of Cases where a Concern Exists</b>	<b># of Cases where there is a Violation of Release Order</b>	<b>Action Taken in # of Cases</b>
<b>111</b>	<b>46</b>	<b>0</b>	<b>19</b>	<b>1</b>
<b>TOTALS</b>				
<b># Cases Reviewed</b>	<b># of Offenders residing with juve niles</b>	<b># of Cases where a Concern Exists</b>	<b># of Cases where there is a Violation of Release Order</b>	<b>Action Taken in # of Cases</b>
<b>192</b>	<b>83</b>	<b>1</b>	<b>40</b>	<b>3</b>

### **Baltimore City Non-Fatal Shootings**

- **Overview.** The panel will recall that the DPP recently provided homicide data that indicated that despite an increase in violence in Baltimore City between May and July 2010, the involvement of DPP supervisees in those homicides decreased when compared with the same period in 2009. StateStat has analyzed the same period for non-fatal shootings.



- **Non-Fatal Shooting Victims.** The total number of NFS victims rose slightly, as did the percentage of total victims. 11 of the 42 victims in this period were under VPI supervision.
- **Non-Fatal Shooting Suspects.** The total number of NFS suspects was one less than the previous year, resulting in a slight decrease for the Department.