

Meeting Summary

Agency: MSP

Following is a summary of issues discussed at the MSP Stat on November 9, 2010. Analysis is provided by StateStat and the Governor's Delivery Unit (GDU).

Follow Up

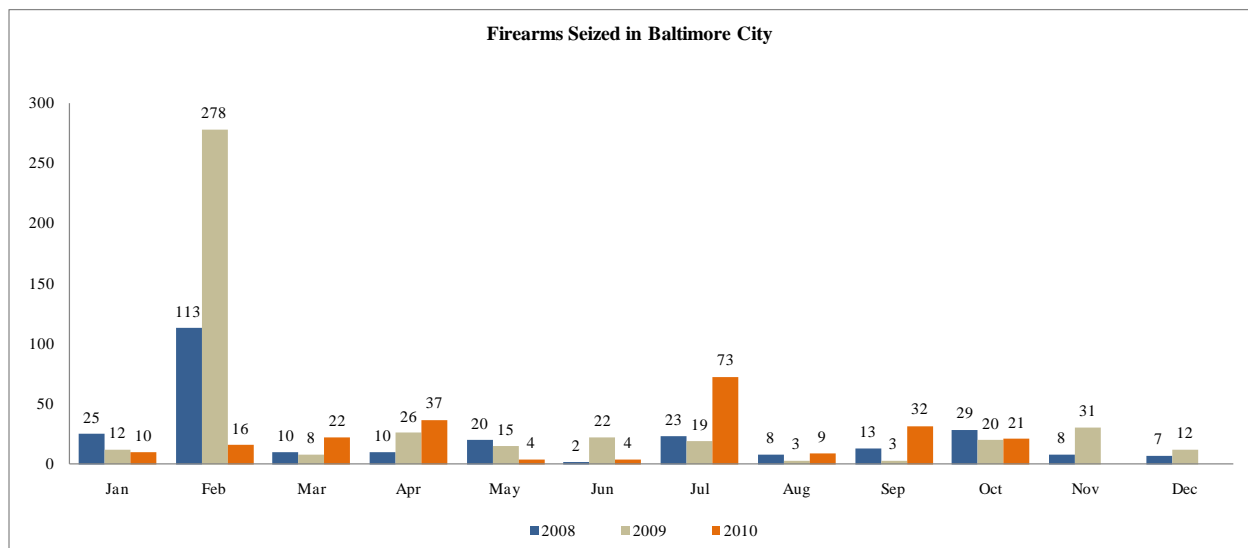
- **Grants.** MSP was asked to provide a summary of grants that they have received in the past few months and discuss whether or not there is additional grant money left to use for new positions. MSP will discuss this matter at the next Stat.

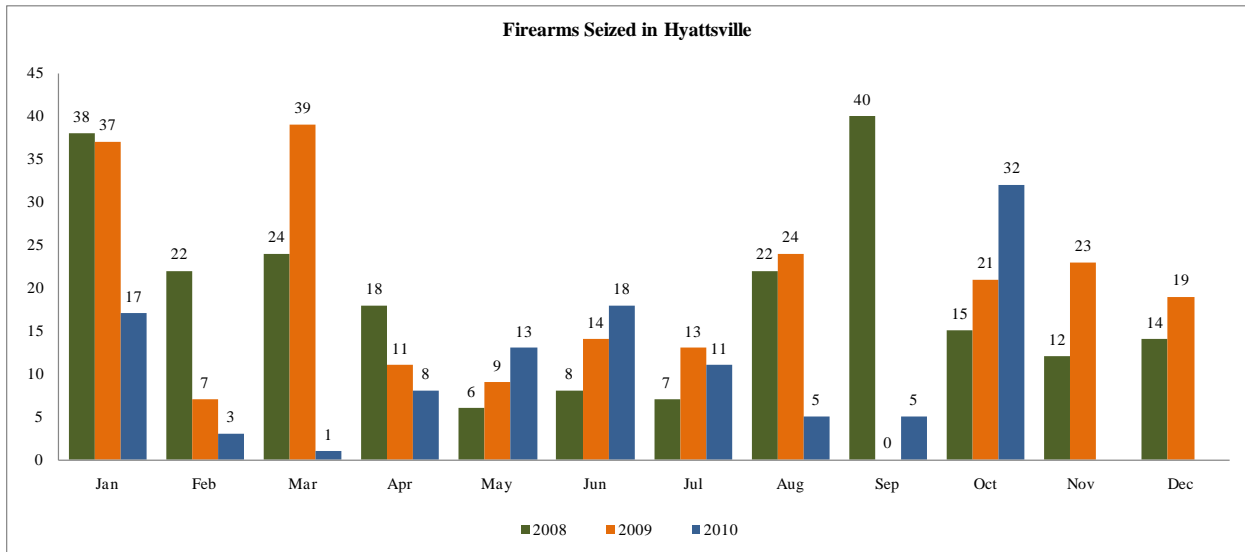
Guns

(GDU Item)

- **Firearm Task Forces.** The following charts show monthly gun seizure efforts by the Baltimore and Hyattsville Firearm Task Forces, and the total amount of firearms seized, as well as search warrants and arrests from 2007 through October 2010. As indicated below, the previous month was good in terms seizures. MSP stated that they will stick with their current seizure strategy through January of 2011.

MSP was asked to report at the next Stat their strategies post-January. They were encouraged to also look into best practices being used in other states.



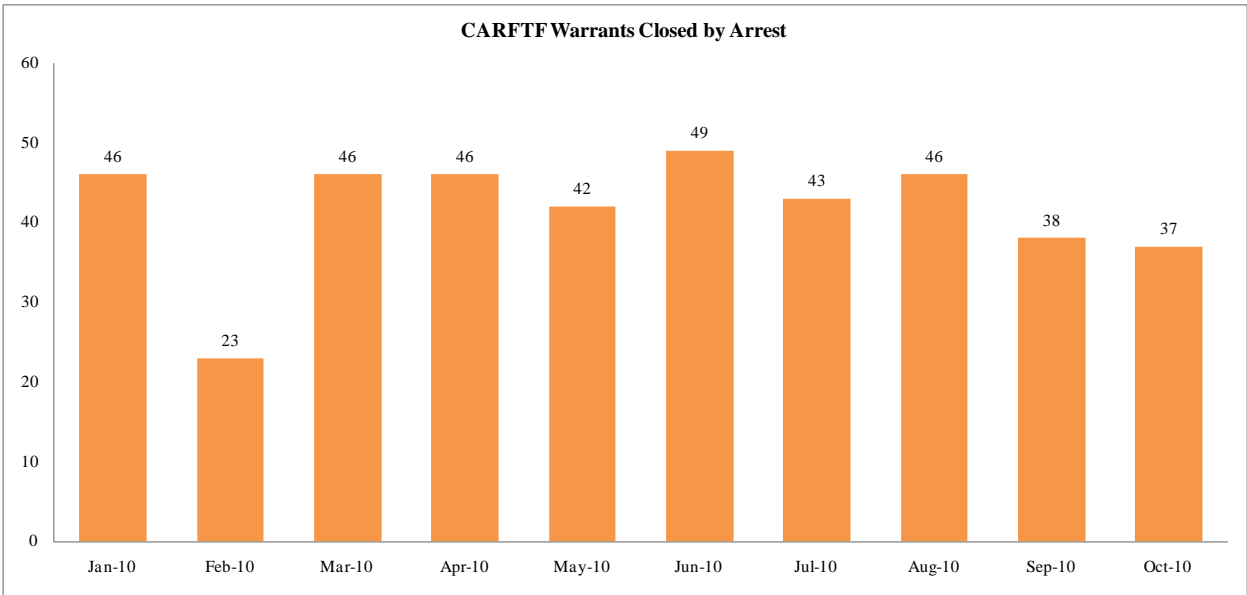
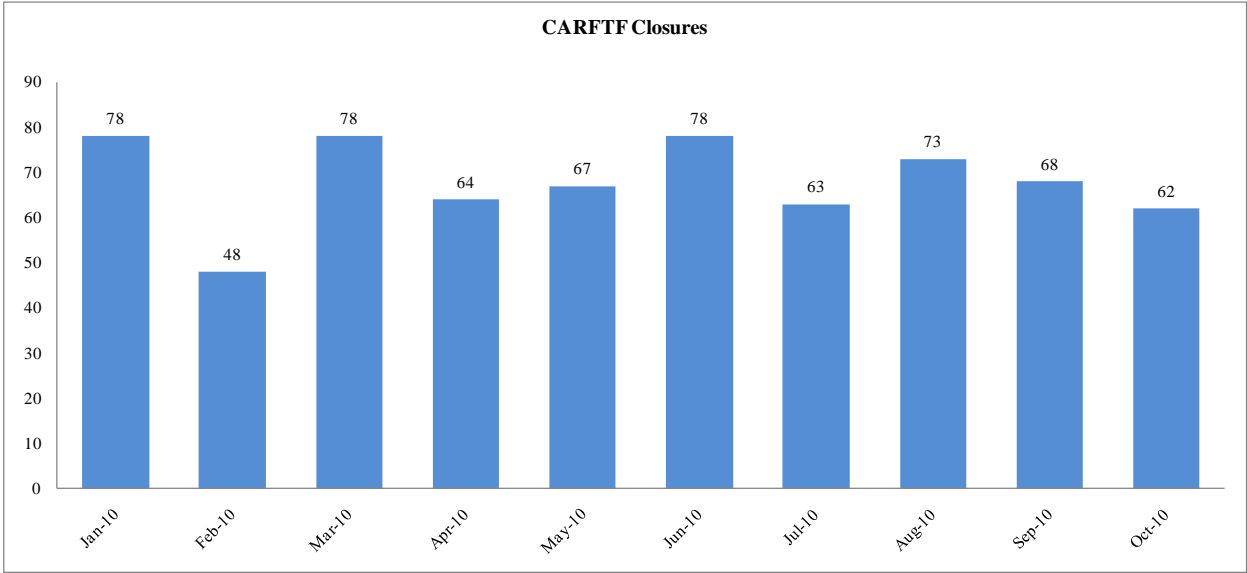


Warrants
(GDU Item)

- CARFTF Warrant Service.** The charts below highlight warrant service efforts by the MSP team on the Prince George’s County CARFTF task force through October 2010. It should be noted that October marks the third consecutive month where total warrants closed has decreased. MSP was asked about this at the Stat and they stated that they anticipate rates to increase in the coming months.

All CARFTF - 5 Total - 5 MSP - 1 MPD	Jan-10	Feb-10	Mar-10	Apr-10	May-10	Jun-10	Jul-10	Aug-10	Sep-10	Oct-10
Number of Open Warrants Beginning of the Month	135	126	130	118	136	139	148	138	151	140
Number of New Warrants	69	53	65	82	70	87	53	86	57	66
Number of Warrants Closed	78	48	78	64	67	78	63	73	68	62
Number of Warrants Closed by Arrest	46	23	46	46	42	49	43	46	38	37
Number of Open Warrants End of the Month	126	130	118	136	139	148	138	151	140	144

All CARFTF VPI Activity	Jan-10	Feb-10	Mar-10	Apr-10	May-10	Jun-10	Jul-10	Aug-10	Sep-10	Oct-10
Number of Open VPI Warrants Beginning of the Month	9	7	6	4	4	10	10	10	15	13
Number of New VPI Warrants	1	1	1	0	9	1	2	12	2	2
Number of VPI Warrants Closed	3	2	3	0	3	1	2	7	2	6
Number of VPI Warrants Closed by Arrest	0	0	2	0	1	0	1	4	0	1
Number of Open VPI Warrants End of the Month	7	6	4	4	10	10	10	15	13	9



DNA
(GDU Item)

- **MSP DNA Casework Backlog Reduction.** The following chart shows the backlog in DNA casework pending analysis by MSP. Data in the below chart (October) shows a current backlog of **177** DNA cases, down from **347** at year-end 2009, already a **49%** reduction since December 2009.

MSP reports that the end of the year date will be good and that since this is a running rate, the data more no longer be labeled a “backlog”. MSP was asked to report turnaround rates that can be discussed at the next meeting.

