

DPSCS Meeting Summary

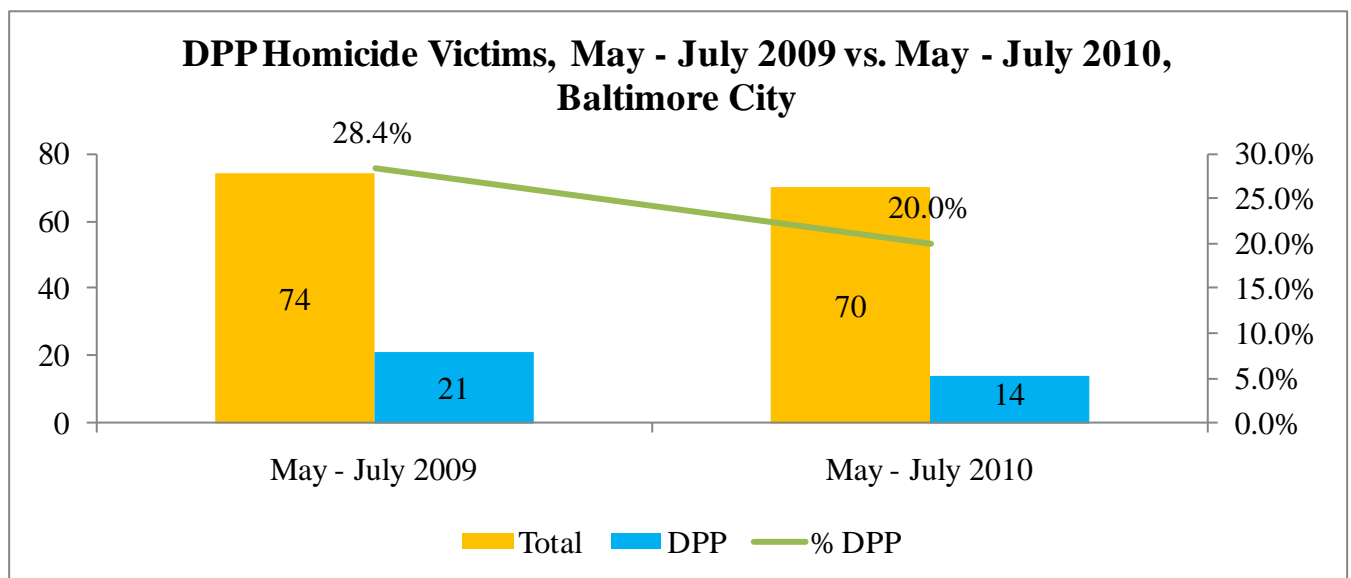
Agency: Department of Public Safety and Correctional Services (DPSCS): Division of Parole and Probation (DPP) and Division of Pre-trial and Detention Services (DPDS)

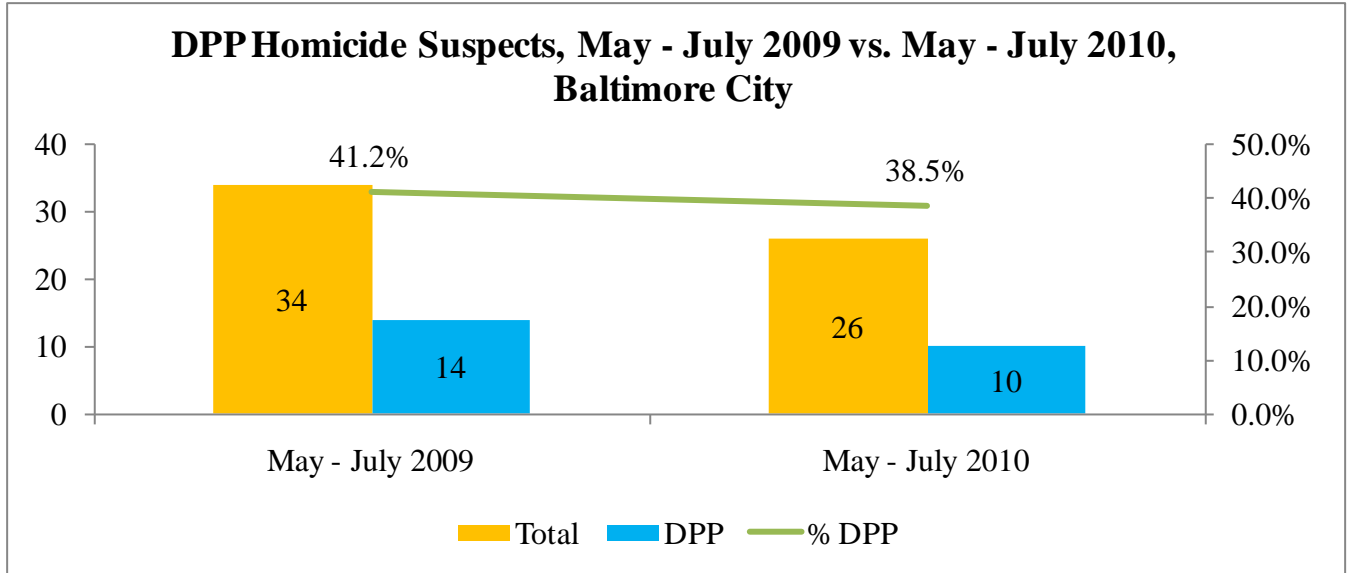
Following is a summary of issues discussed at the DPSCS—DPP/DPDS Stat on November 11, 2010. Analysis is provided by StateStat and the Governor’s Delivery Unit (GDU).

DPP Homicide Involvement in Baltimore

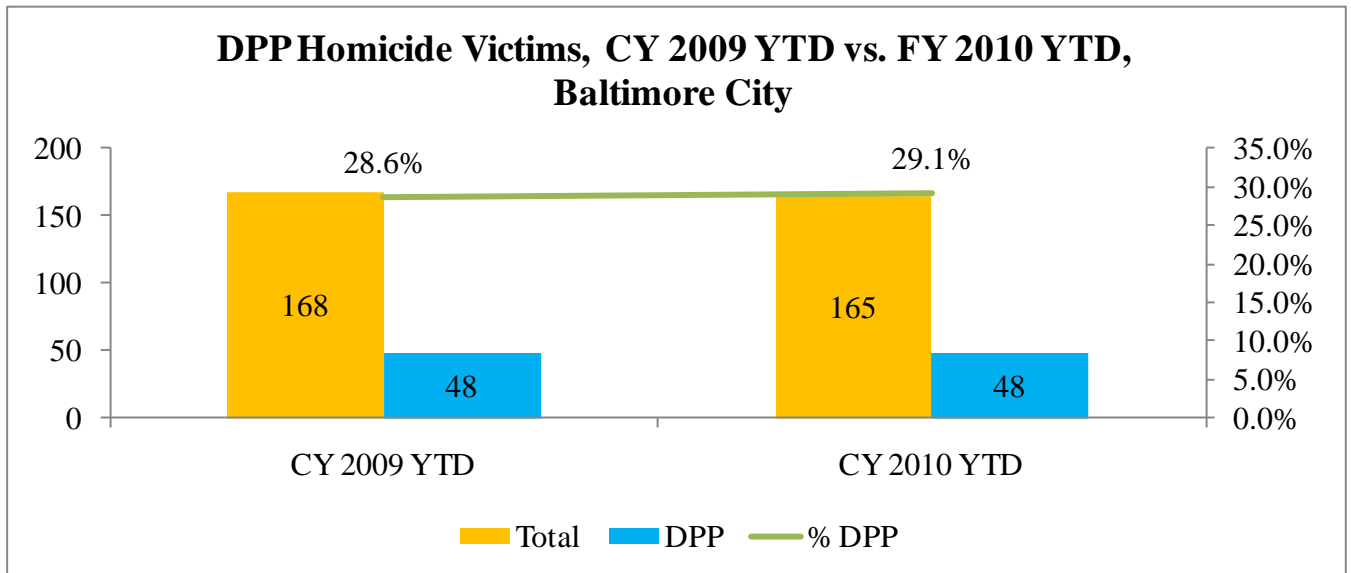
- **Introduction—Memorial Day Violence.** DPP recently presented data that showed that while homicides increased compared with the same period in CY 2009, DPP involvement in homicides over the same period had decreased, shown in the chart below.

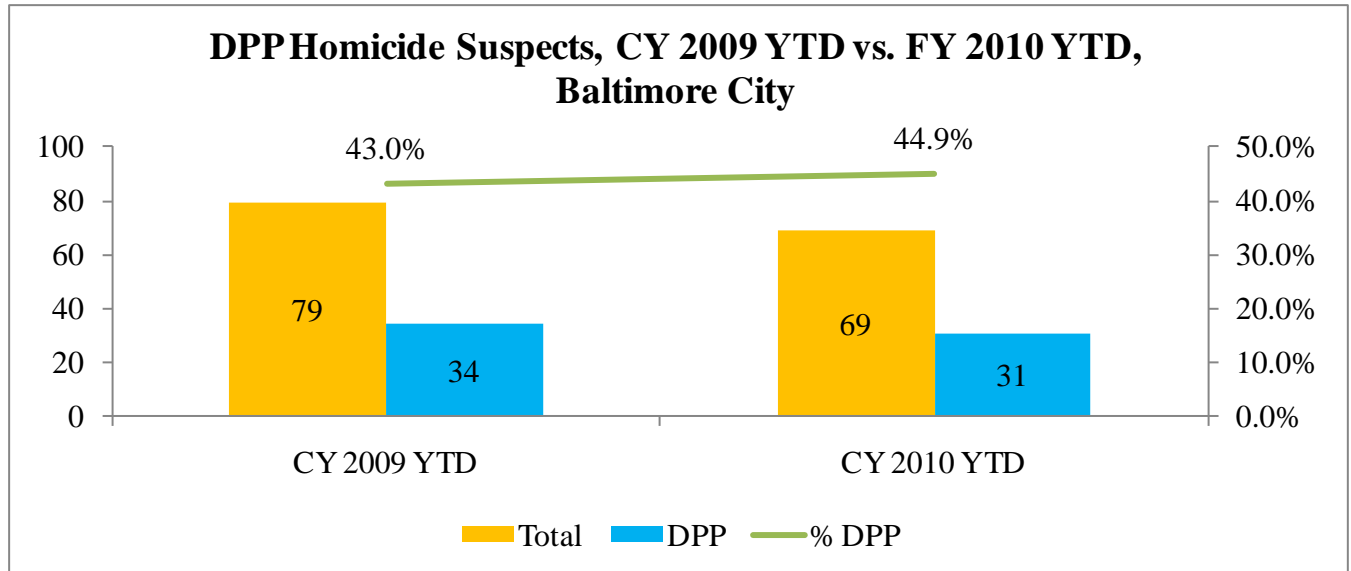
Overall, the data shows that DPP’s increased monitoring efforts during the increase in violence had a positive effect in keeping DPP supervisees away from violence.





- DPP Homicide Involvement Increased over CY 2009 YTD.** Total involvement in homicides for DPP supervisees for CY 2010 has risen slightly compared with the same period in CY 2009. Due to a slight drop in overall homicides, the percentage of DPP victims has increased by half a percent, while the percentage of DPP suspects increased 1.9 percent.





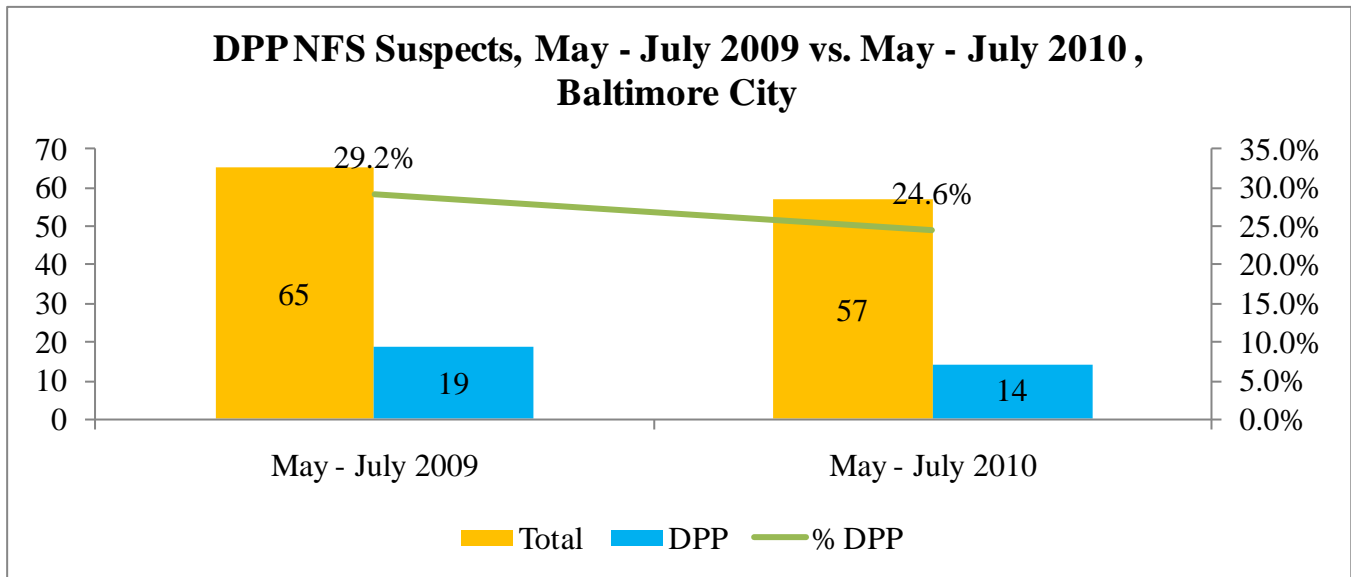
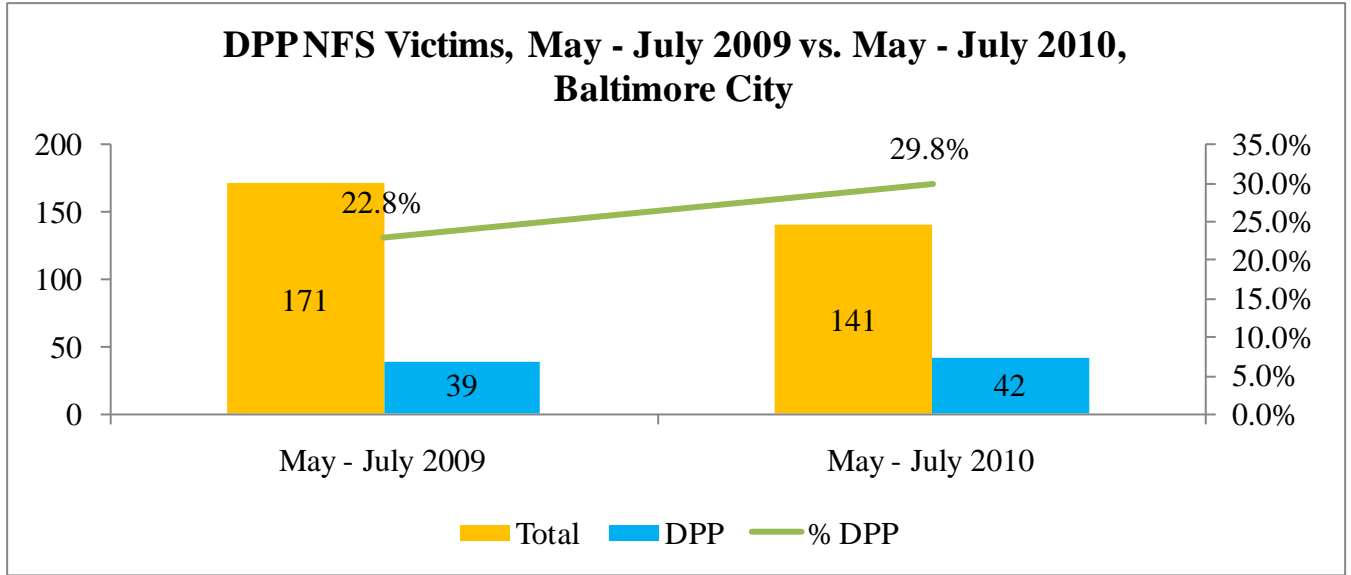
- **Non-VPI Supervisees were majority involved in homicides.** 35 percent of victims and 32 percent of suspects were under VPI supervision in Baltimore City at the time of the homicide. However, VPI homicide victimization increased significantly in March 2010.

The Department discussed review protocols for VPI and non-VPI homicide victims and suspects. The Department was asked to review the status of the non-VPI homicide suspects.

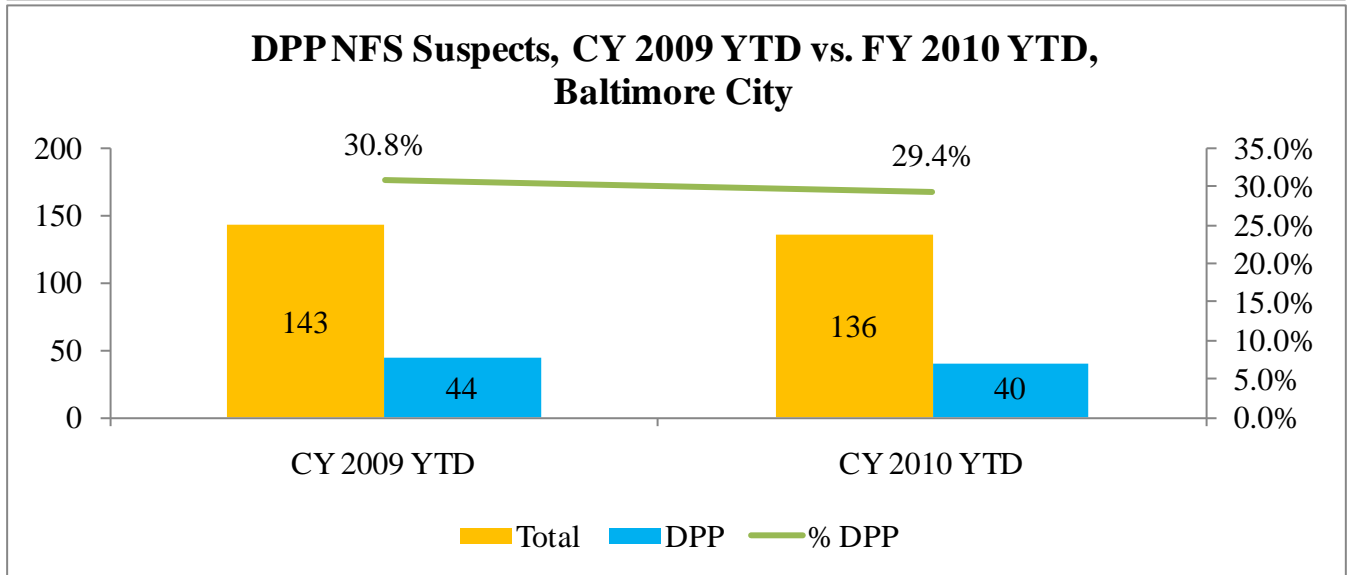
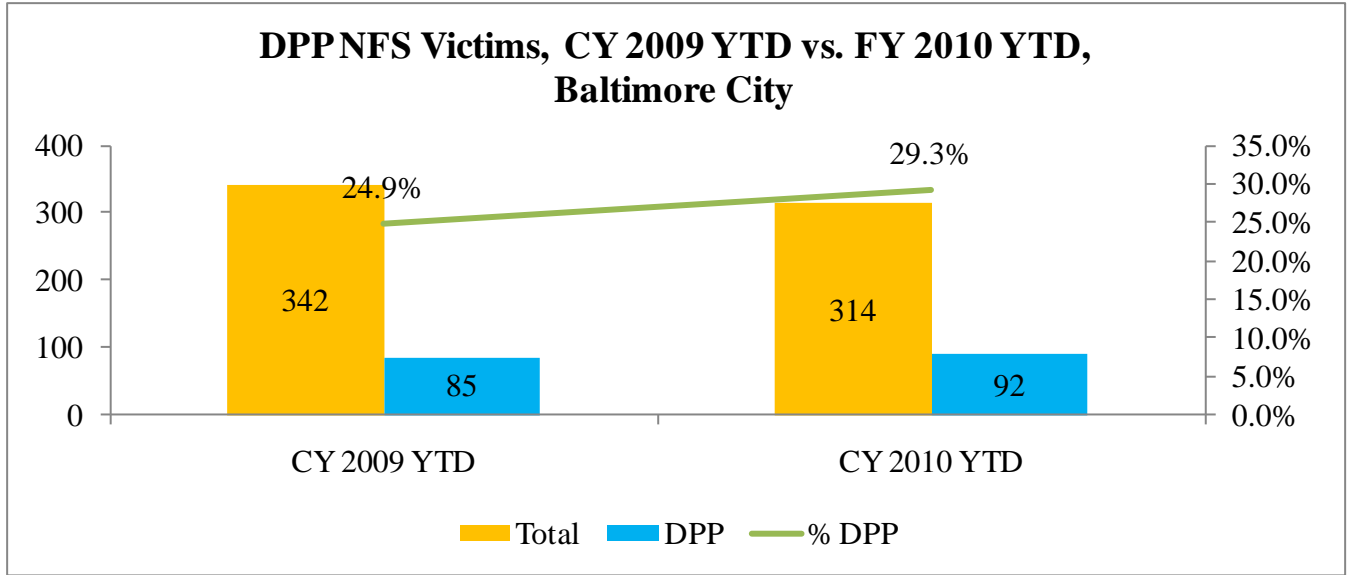
DPP Homicide Involvement, CY 2010 YTD										
	Jan-10	Feb-10	Mar-10	Apr-10	May-10	Jun-10	Jul-10	Aug-10	Sep-10	Total
Homicide Victims Total	12	12	16	16	23	23	24	23	16	165
Homicide Victims DPP	7	2	7	7	3	6	5	4	7	48
VPI	1	0	7	2	1	3	1	0	2	17
Non-VPI	6	2	0	5	2	3	4	4	5	31
Homicide Suspects Total	3	4	12	8	6	10	10	9	7	69
Homicide Suspects DPP	1	2	8	5	5	2	3	4	1	31
VPI	0	1	2	1	3	0	0	2	1	10
Non-VPI	1	1	6	4	2	2	3	2	0	21

DPP Non-Fatal Shooting Involvement in Baltimore City

- **Introduction—Memorial Day Violence.** StateStat reviewed the Department's non-fatal shooting suspects data and determined that while the number of DPP NFS was better than the same period in the previous year, the number of victims increased 7 percent.



- Compared with CY 2009 YTD, NFS suspects decreased slightly, while victims increased.** Specifically, DPP NFS victims increased 4.4 percent while DPP NFS victims dropped 1.4 percent.



- **Non-VPI were the majority involved in NFS.** Only 35 percent of DPP-supervised suspects and 24 percent of DPP-supervised victims involved in non-fatal shootings were under VPI supervision.

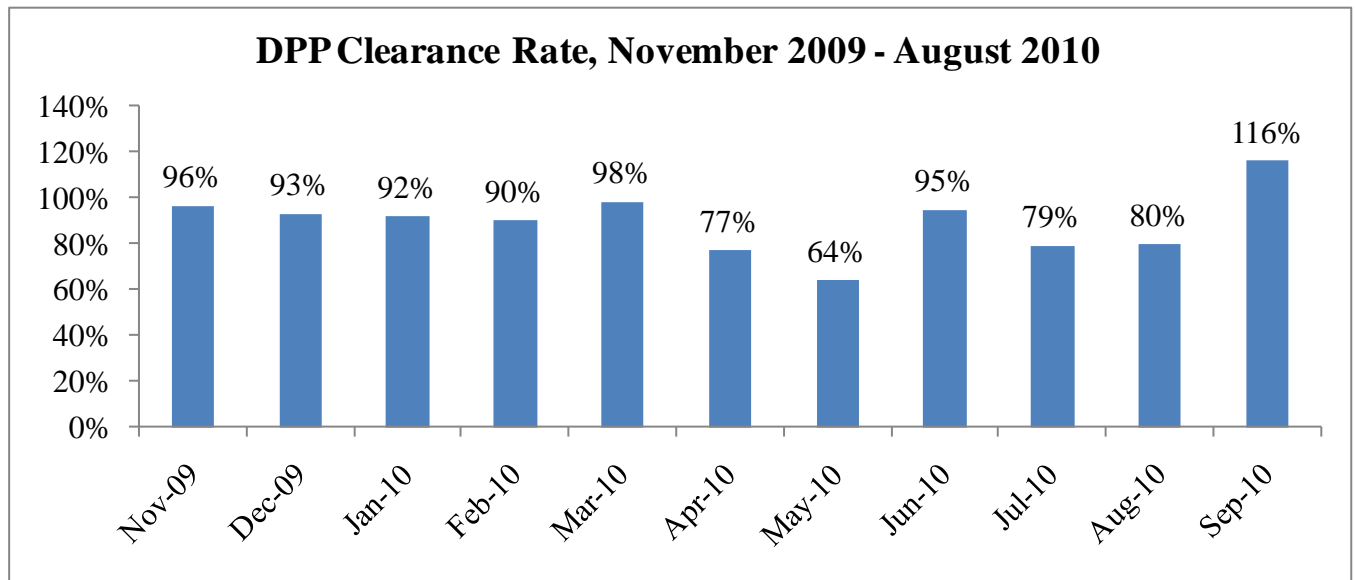
DPP Non-Fatal Shooting Involvement, CY 2010 YTD										
	Jan-10	Feb-10	Mar-10	Apr-10	May-10	Jun-10	Jul-10	Aug-10	Sep-10	Total
NFS Suspects Total	8	5	17	6	19	17	21	22	21	136
NFS Suspects DPP	2	1	5	3	7	3	4	7	8	40
VPI	0	0	3	1	0	1	2	4	3	14
Non-VPI	2	1	2	2	7	2	2	3	5	26
NFS Victims Total	19	18	28	31	46	45	50	42	35	314
NFS Victims DPP	7	5	6	8	20	13	9	12	12	92
VPI	3	0	3	0	6	3	2	2	3	22
Non-VPI	4	5	3	8	14	10	7	10	9	70

Warrant Service Efforts

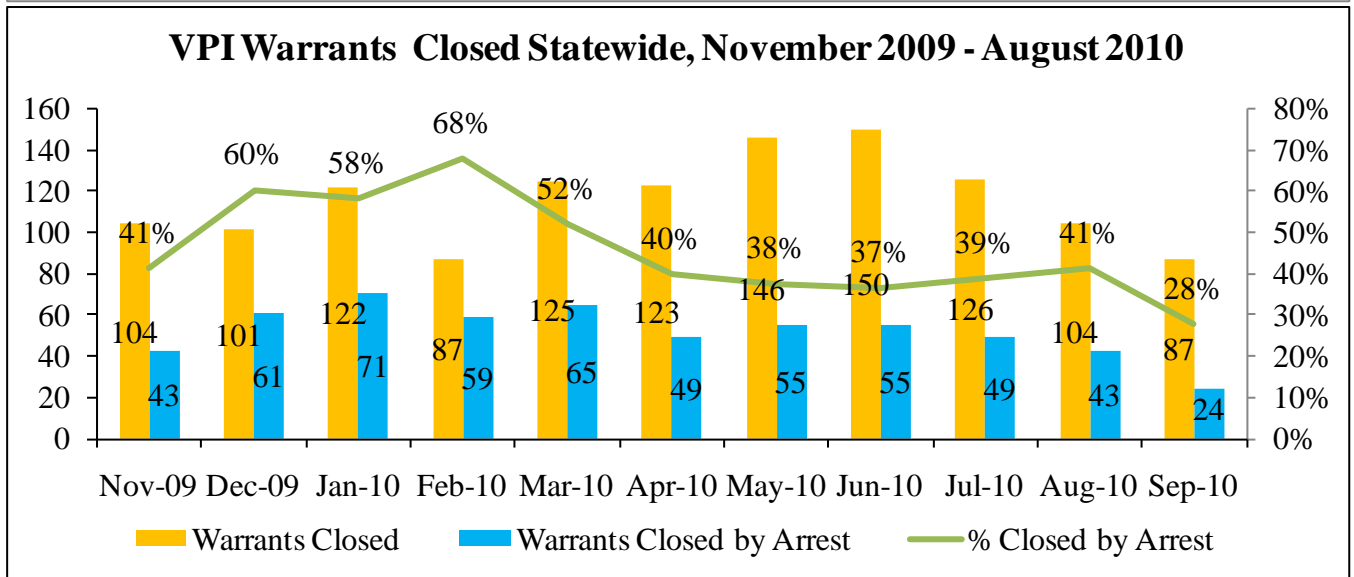
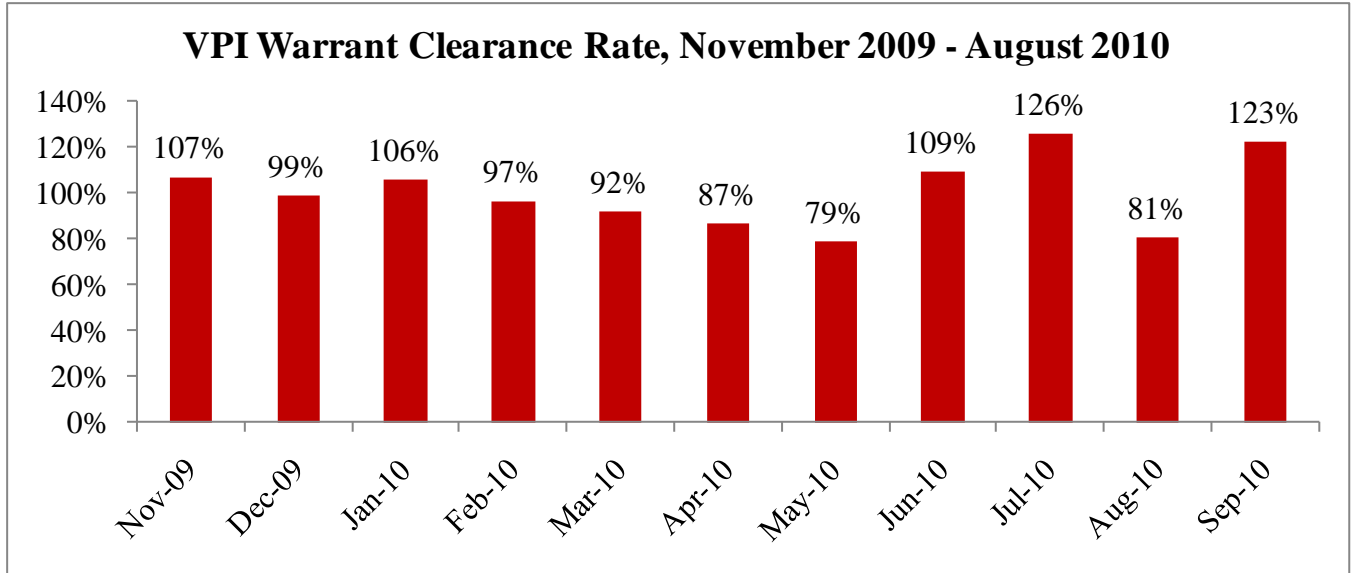
(GDU Item)

- DPP Clearance Rate remains steady at 85 percent.** Over the last few months, the total number of warrants open at the end of the month has steadily increased. DPP reported that its clearance rate has remained at approximately 85 percent. The overall clearance rate from November 2009 – September 2010 was 85 percent; however, a slight drop in the clearance rate occurred in April and May 2010 when DPP began collecting legacy VOP warrants for sex offenders, gun offenders, robbery, and other violent offenses. The age of these warrants made it harder for DPP to clear the warrants. DPP believes that this, along with the detailing of DPP officers to other task forces / initiatives has negatively impacted the clearance rate.

The Department—along with MSP, who was represented at the meeting—discussed potential strategies for improving warrant service further. The Department noted that clearance improved partially because a decrease in warrants received during September. This decrease was partially due to a backlog of warrants at the parole commission, which has since been resolved.



- VPI Warrants Statewide show some progress.** At the last StateStat, DPP noted that their target for overall clearance rate of VPI warrants is 75-80 percent. Recent clearance rates for VPI warrants, however, have been significantly higher, with a 98 percent clearance rate between November 2009 and September 2010. However, the decrease was primarily due to a statewide drop in new warrants: the total number of VPI warrants open at the end of the month decreased by 7 percent. Furthermore, total warrant closures decreased by 16 percent. At the last StateStat, the Department said they believe the reason their VPI warrant closures statewide are dropping due to the reassigning of staff to CARFTF and Salisbury.



Domestic Violence Supervision

(GDU Item)

- Fewer Unsatisfactory Domestic Violence Closings.** The Department reports the number of domestic violence cases that are closed successfully and unsuccessfully. September data shows a 13 percent decrease in satisfactory closings and a 34 percent decrease in unsatisfactory closings from August.

