

## Meeting Summary

**Agency:** DJS

Following is a summary of issues discussed at the DJS Stat on December 10, 2010. Analysis is provided by StateStat and the Governor's Delivery Unit (GDU).

### Follow-Up

- **Dr. Berk Contract.** DJS was asked to provide an update and timeline on the work that is being done with Dr. Berk of the University of Pennsylvania. Dr. Berk will do case studies with DJS to spot trends in their data. DJS reports that the MOU has been signed and the preliminary draft should be completed by February of 2011.
- **Safe and Sound Meeting.** DJS was asked to provide a list of programs and services that are being considered as prevention programs based upon the recent Safe and Sound meeting that took place. DJS reports that Secretary DeVore has a meeting scheduled on November 19th to discuss the ideas and proposals with Safe and Sound. The proposed programs for diversion are Teen Court, Youth Advisory Councils, and Police Diversion.
- **Continuum of Opportunity Reentry Program and Services (CORPS) Program** (GDU Goal V). The pre-apprenticeship program began on September 28<sup>th</sup>, as scheduled, and at the last StateStat DJS reported that there were 13 youth who were participating in the program. However, on a follow-up from December 9<sup>th</sup>, DJS reported that they had only 4 youth complete the program with another 4 youth expected to complete the program shortly. The Department also anticipates that 12-20 kids will participate in the CORPS Program this month.

DJS reported at the Stat that 4 youth completed the program but initially, there were 29 youth involved. The apprenticeship portion of CORPS is up and running now and DJS is in the process of hiring a community college coordinator. Also, solicitations have gone out to hire youth advocates as well. The classroom that CORPS will use should be up and running in January, according to DJS.

- **DJS-MVA ID Card Partnership** (GDU Goal V). 353 youth from the CORPS program and Baltimore City's Partnership for Education and Workforce Development (PEWD) had been targeted to begin receiving MVA ID cards. An Interagency Agreement has been drafted to initiate the program, which will include a reduced \$1 MVA ID Card services processing fee for DJS youth after a required 90-day period following the signing of the agreement.

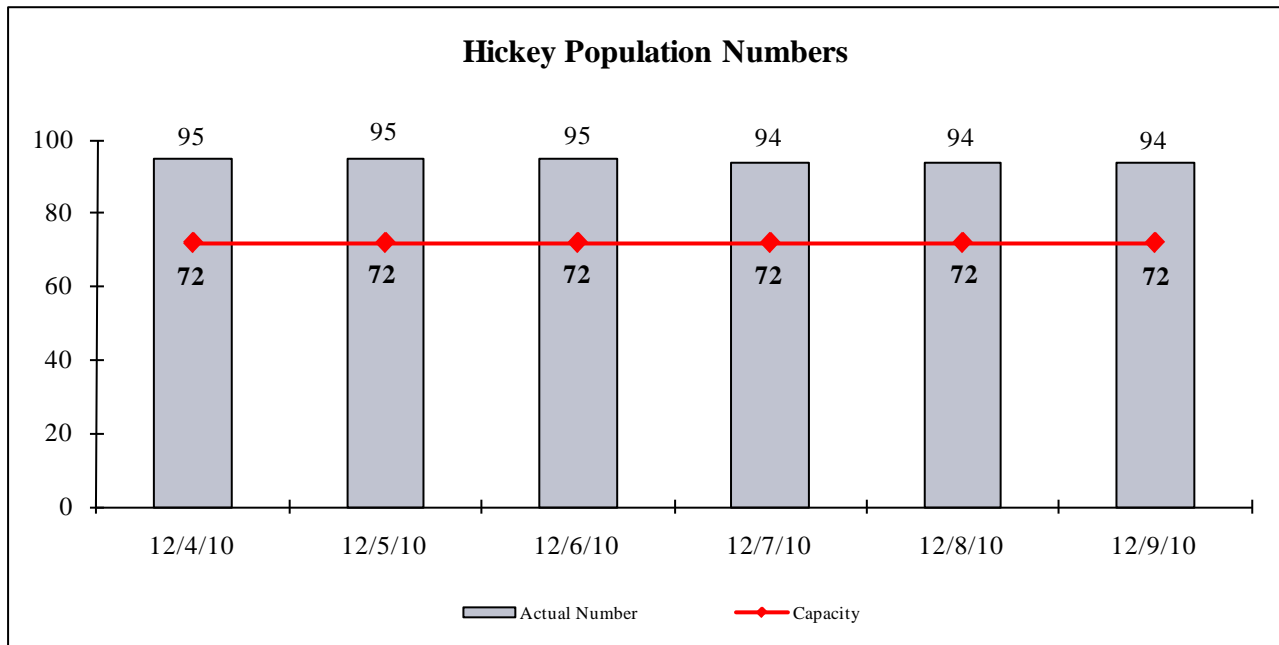
In their follow-up, DJS reports that their youth are experiencing complications in getting MVA IDs due to the Real Identification Act, which requires all youth to be accompanied by a parent/ guardian to co-sign, as well as showing two proofs of residence. DJS also requested to reduce the fee for DJS youth to \$1.00. DJS reports that they have worked closely with MVA to edit the regulations that would:

- 1) Change the fees for youth under the Department of Juvenile Services to \$1.00; and
- 2) Allow the MVA to accept an address certification form signed by a designated official at DJS.

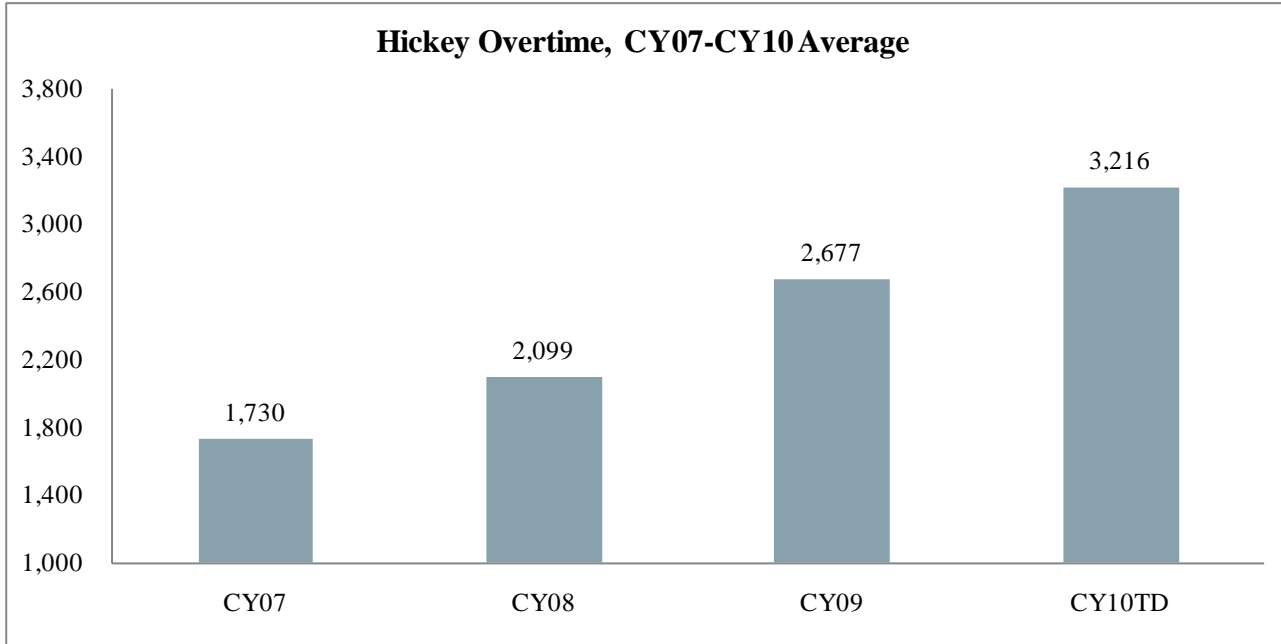
When last reported, 8 DJS youth had received MVA ID cards. DJS reported at the Stat that they are ready to have youth be charged \$1.00 for IDs but they are still working on seeing what can be done to sign-off on paperwork for youth applying for the IDs.

**Placements**

- **Hickey Population.** As indicated below, the Hickey population is still high and a look at the Daily Census report over the last month shows that Hickey is the only facility that has regularly been going above capacity.

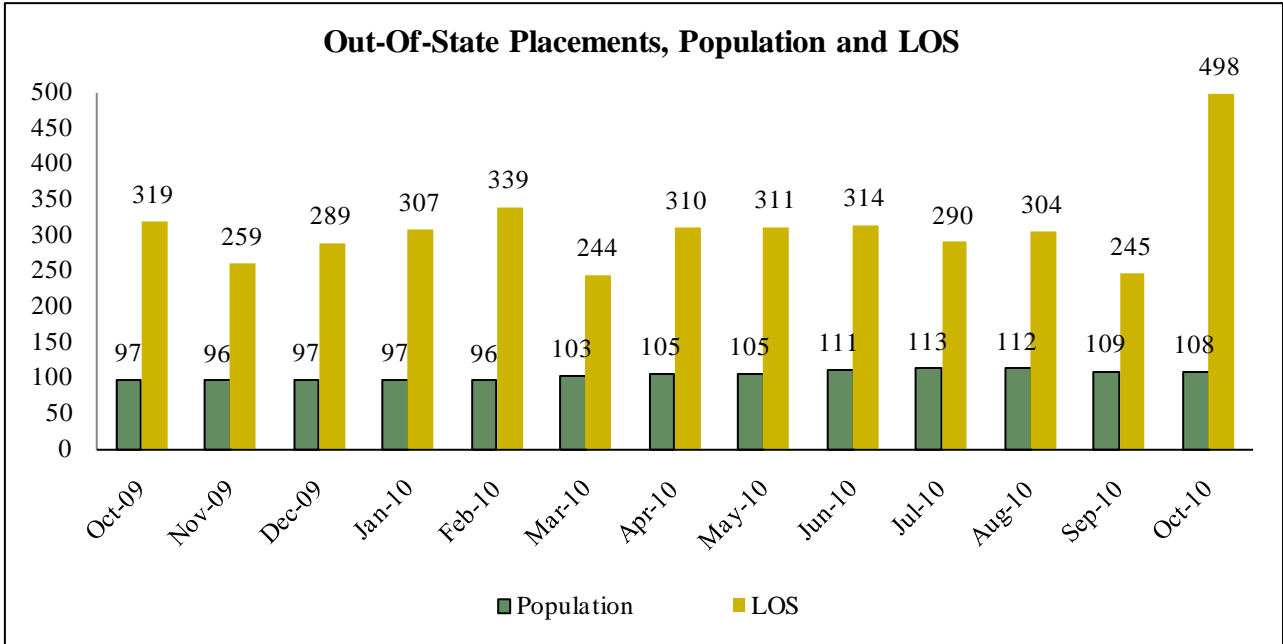


- **Hickey Overtime.** The chart below shows the total bi-weekly average Overtime rates at Hickey per calendar year. There has been an 86% increase in OT hours since CY07. DJS stated that they will prepare data for the next Stat to discuss not only overtime but methods being used to reduce the population at Hickey.



- **Out-of-State Placements.** DJS was asked to provide an update on their meeting with DHMH in reference to using DHMH facilities for DJS youth. . Also, DJS was asked to provide a breakdown of numbers showing where the larger out-of-state youth are residing and where the biggest impact can be made as far as population reduction.

Since the DHMH Statestat, DJS met with subgroup members of the RTC Coalition. DJS brought six new cases to the table and one old case. One RTC agreed to take the old case presented at the first RTC meeting. They agreed to reconsider five of the six and DJS is awaiting the results of that reconsideration. (The data below was submitted at the beginning of November)



<b>FY 2010 OUT OF STATE PROGRAM ALOS BY PROGRAM TYPE</b>			
Program Type	ALOS	Youth	Until Age 21
Hardware Secure	188	23	7
Staff Secure	189	59	3
Diagnostic Units/CEU	269	7	0
Residential Treatment Center	177	21	1
Specialized Placement, Out-of-State	329	1	0
Substance Abuse Programs	95	1	0
<b>OOS TOTAL</b>	<b>192</b>	<b>112</b>	<b>11</b>

**Evidence Based Services**

- Utilization** (GDU Goal V). The following chart details utilization of Evidence Based Services by DJS through December 2010. The panel will note that utilization of EBS slots is at **79.8%** (264 filled/ 331 total active slots). At a recent DJS budget meeting, DJS and DBM agreed that the goal for EBS utilization would be 85%. Apart from the 331 active slots, DJS reported that an additional 30 slots are currently offline, mostly due to staff vacancies.

Description	Total	MST	FFT	MTFC-A
# of Contracted Slots	361	105	252	4
# of Slots Offline [staff vacancies or slots not online]	30	10	20	0
# of Active Slots	331	95	232	4
% of Contracted Slots Available	91.7%	90.5%	92.1%	100.0%
# of Active Cases/Families	264	77	185	2
% Filled of Active Slots	79.8%	81.1%	79.7%	50.0%
# of Vacancies	67	18	47	2
# of Youths Pending Admission	27	7	18	2
# of Active Cases (including Youths Pending Admission)	291	84	203	4
Projected Increase in Utilization (if the youths pending admissions are admitted)	87.9%	88.4%	87.5%	100.0%
% of Contracted Slots Active	73.1%	73.3%	73.4%	50.0%

- EBS Outcomes** (GDU Goal V). DJS reports that they are working with Innovations Institute on an MST outcomes report. The MST outcomes study was tentatively scheduled to be completed by September 1, 2010; however, as of September 23<sup>rd</sup>, DJS reported that the outcomes report is still being finalized by the Institute. The Innovations Institute has also been providing DJS monthly process and short term outcome reports for FFT. DJS reports that by the end of the calendar year the FFT data systems will be in position to provide longer term outcome reports. DJS also reports that the NAFI program was not performing well but changes were made and outcomes have become better than from previous months.
- GOC Slots.** The Governor's Office for Children provided the following data on EBS slots for the Stat.

FFT and MST Jurisdictional Breakdown						
	September 2010		October 2010		November 2010	
	FFT Slots Available	FFT Slots Filled	FFT Slots Available	FFT Slots Filled	FFT Slots Available	FFT Slots Filled
Baltimore City	N/A	N/A	N/A	N/A	N/A	N/A
Baltimore County	50	42	50	42	50	38
Charles	11	4	11	4	11	2
Frederick	N/A	N/A	N/A	N/A	N/A	N/A
Prince Georges	12	2	12	3	12	7
<b>TOTAL</b>	<b>73</b>	<b>48</b>	<b>73</b>	<b>49</b>	<b>73</b>	<b>47</b>
	MST Slots Available	MST Slots Filled	MST Slots Available	MST Slots Filled	MST Slots Available	MST Slots Filled
Baltimore City	N/A	N/A	N/A	N/A	N/A	N/A
Baltimore County	20*	15*	20*	15*	20*	20*
Charles	N/A	N/A	N/A	N/A	N/A	N/A
Frederick	7	6	8	5	9	8
Prince Georges	7.5	5	7.5	0	5	0
<b>TOTAL</b>	<b>14.5</b>	<b>11</b>	<b>15.5</b>	<b>5</b>	<b>14</b>	<b>8</b>

## Miscellaneous

- **Information Sharing.** As the panel is aware, Maryland has made a significant effort to improve information sharing between DJS, DPSCS (especially the Division of Parole and Probation), and the Department of Human Resources (DHR) regarding individuals and families who are served by these agencies. Currently, some information sharing exists between DJS and DPSCS, but additional effort may be required for DJS to share and receive information with DHR. DJS was asked at the previous Stat to state any barriers that are in the way in terms of information sharing with all agencies, state entities, other jurisdiction, etc. DJS provided the following information:
  - **Information sharing with other States-** Last year, legislation was purposed by DJS to allow for information sharing with its counterparts in other states. Legislation was passed but it was limited to sharing information with the District of Columbia and Virginia. DJS would like to expand the statute to allow for information with all states especially the remaining bordering states of Delaware and Pennsylvania.
  - **Warrants-** under Maryland's current laws, DJS is prohibited from receiving warrant information from DPSCS.
  - **ASSIST Access for Pretrial Services-** under Maryland's current laws, DJS is prohibited from providing Pretrial Services with direct access to ASSIST.
  - **Offender Mapping-** DJS' AG has advised DJS that they cannot provide a list of all juvenile offender names and addresses to law enforcement for the purpose of mapping a specific location to determine what offenders live in those areas. DJS will continue to work with the AG to determine why this is not covered under the investigation provision written in the current law.

DJS reports that there are no more barriers to putting kids on their mapper. DJS also stated that they will speak with the Pennsylvania and Delaware legislatures to discuss information sharing through cross border programs.