

Meeting Summary

Agency: MSP

Following is a summary of issues discussed at the MSP Stat on December 14, 2010. Analysis is provided by StateStat and the Governor's Delivery Unit (GDU).

Follow Up

- **Grants.** MSP was asked to provide a summary of grants that they have received in the past few months and discuss whether or not there is additional grant money left to use for new positions.

MSP stated that money is being used for a Gang Elimination Task Force. MSP was asked to provide an implementation timeline for this program to be used for discussion at the next Stat.

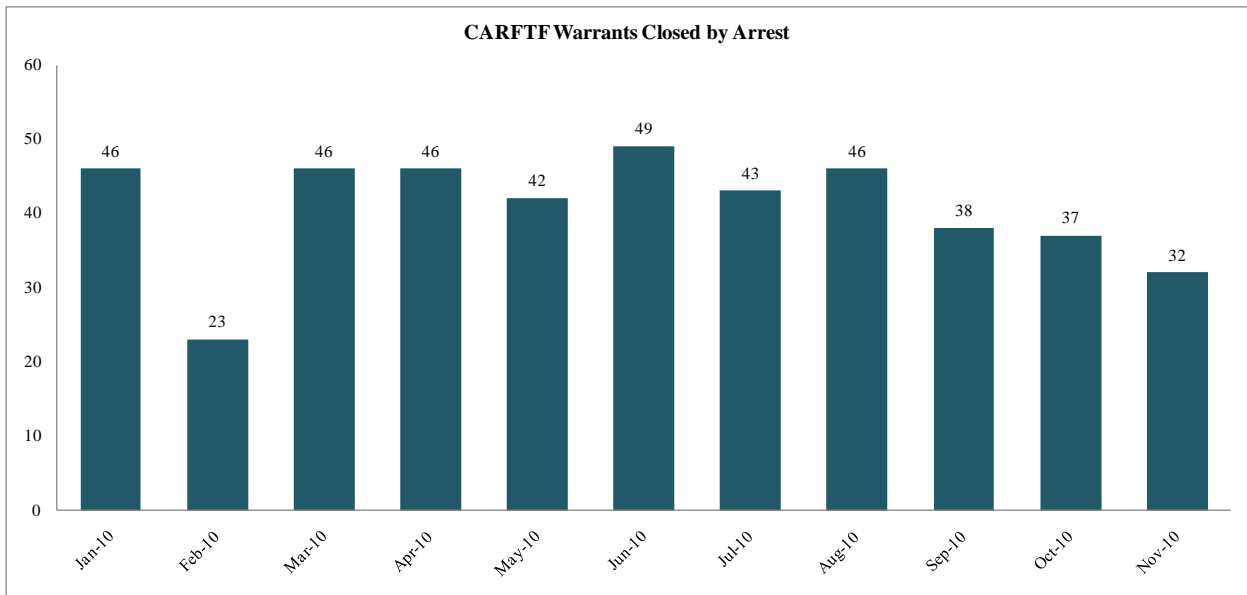
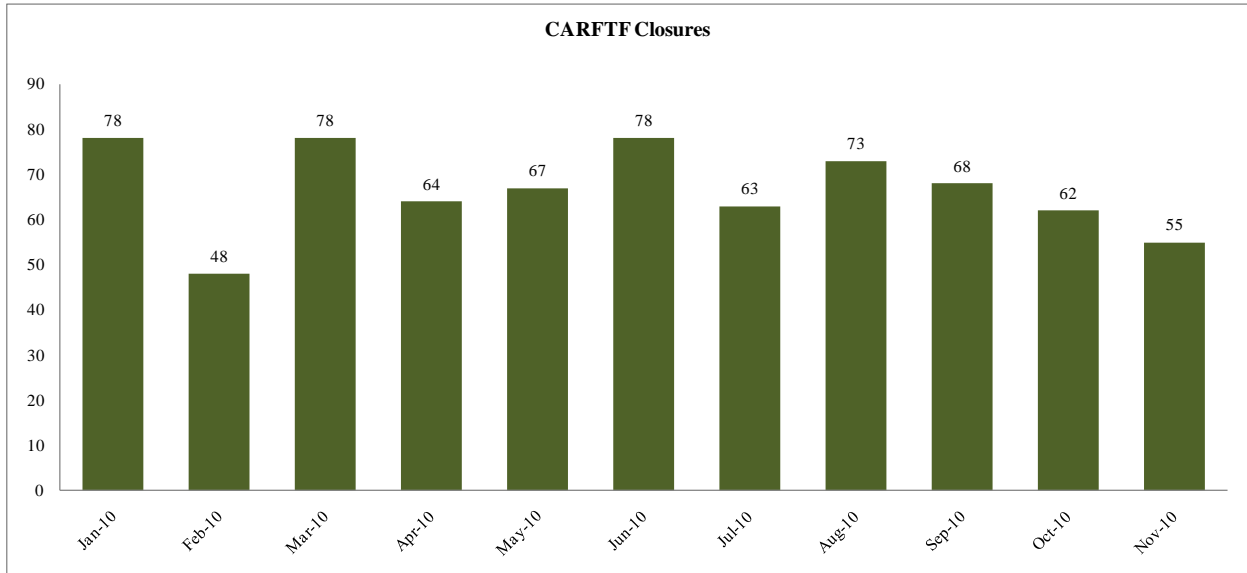
- **Constituent Complaint.** A discussion took place over a constituent complaint where a security officer's gun permit was taking a long amount of time to be renewed. MSP was asked to explain the delays and they stated that many times, the applications are filled in incorrectly by the applicants themselves. However, MSP will provide data showing the length of time it takes for renewals to take place.

Warrants

- **CARFTF Warrant Service** (GDU Goal Item IV). The charts below highlight warrant service efforts by the MSP team on the Prince George's County CARFTF task force through November 2010. MSP noted that resources were sent to the Eastern Shore to help on some casework and that contributed to the low amount of closures in November.

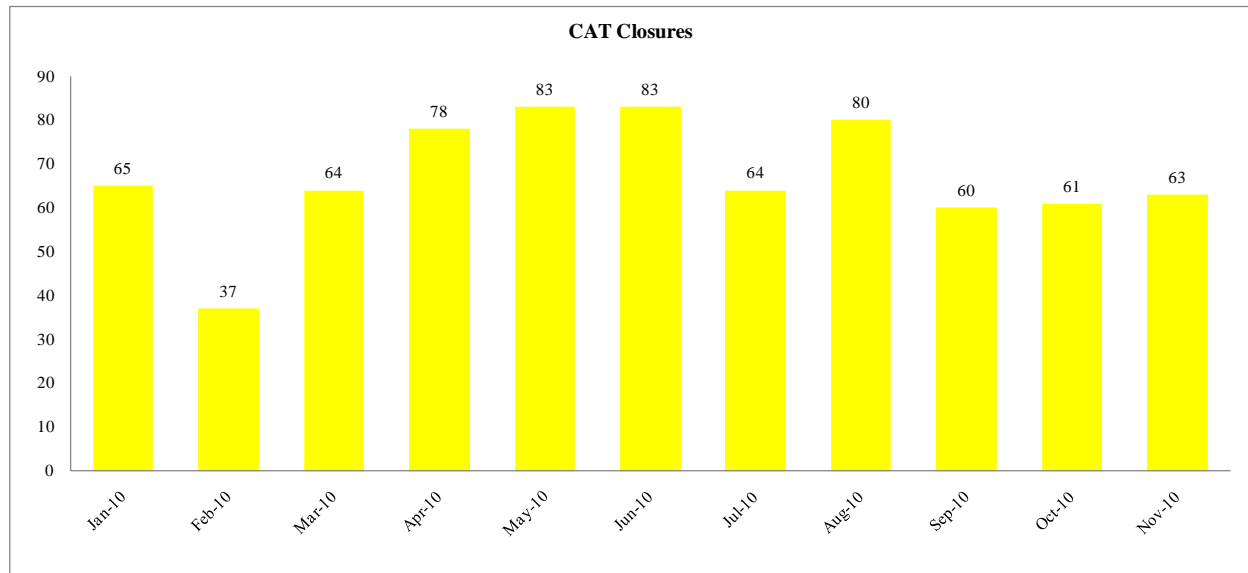
All CARFTF - 5 Total - 5 MSP - 1 MPD	Jul-10	Aug-10	Sep-10	Oct-10	Nov-10
Number of Open Warrants Beginning of the Month	148	138	151	140	144
Number of New Warrants	53	86	57	66	55
Number of Warrants Closed	63	73	68	62	55
Number of Warrants Closed by Arrest	43	46	38	37	32
Number of Open Warrants End of the Month	138	151	140	144	144

All CARFTF VPI Activity	Jul-10	Aug-10	Sep-10	Oct-10	Nov-10
Number of Open VPI Warrants Beginning of the Month	10	10	15	13	9
Number of New VPI Warrants	2	12	2	2	2
Number of VPI Warrants Closed	2	7	2	6	2
Number of VPI Warrants Closed by Arrest	1	4	0	1	1
Number of Open VPI Warrants End of the Month	10	15	13	9	8



- Baltimore Warrant Task Force (CAT/WATF)** (GDU Goal Item IV). The following charts highlight MSP warrant service efforts, as part of CAT/WATF through November 2010. MSP commented on this data.

CAT Activity -7 Total - 5 MSP - 1 BCPD - 1 BCSD	Jul-10	Aug-10	Sep-10	Oct-10	Nov-10
Number of Open Warrants Assigned to MSP Beginning of the Month	193	191	202	203	178
Number of New Warrants Assigned to MSP	62	91	61	37	56
Number of Assigned to MSP Closed	64	80	60	61	63
Number of Warrants Assigned to MSP Closed by Arrest	28	34	22	24	39
Number of Open Warrants Assigned to MSP End of the Month	191	202	203	178	171



DNA

(Suggested Discussion Length: 10 Minutes)

- Redefining the Term Backlog** (GDU Goal Item IV) At last month's stat, all of the cases currently in MSP's DNA 'backlog', that are considered to be active would be labeled differently. In their follow-up, MSP was asked to come up with an alternative definition for their situation. The Forensic Science Division will now be reporting what is currently referred to as 'backlog' as 'pending requests,' and the backlog will now be calculated as 'pending requests minus cases received into the lab that month' or any case over 30 days. These definitions are consistent with those supplied by the National Institute of Justice.
- Average Turn-around Time for DNA Casework** (GDU Goal Item IV). MSP was also asked to report their average turn-around for DNA casework. MSP believes that it would be best to wait until June 2011 to determine an actual average turn-around time as FSD is currently in the process of reducing their 'pending requests' casework that was on-hand (from 515 to 175), so any number calculated from this data will be skewed to the high side.

Currently, staff is working diligently to close out the older cases so that only the more recent cases remain. The strategy for June is to work towards an average 120 day turn-around time, with further efforts to decrease it to 90 days as the 'pending requests' casework decreases.

- MSP DNA Casework- Pending Requests (GDU Goal Item IV).** The following chart shows the DNA casework pending analysis by MSP. Data in the below chart (November) shows the current number of pending requests to be at **175** DNA cases, down from **347** at year-end 2009. MSP provided an update.

