

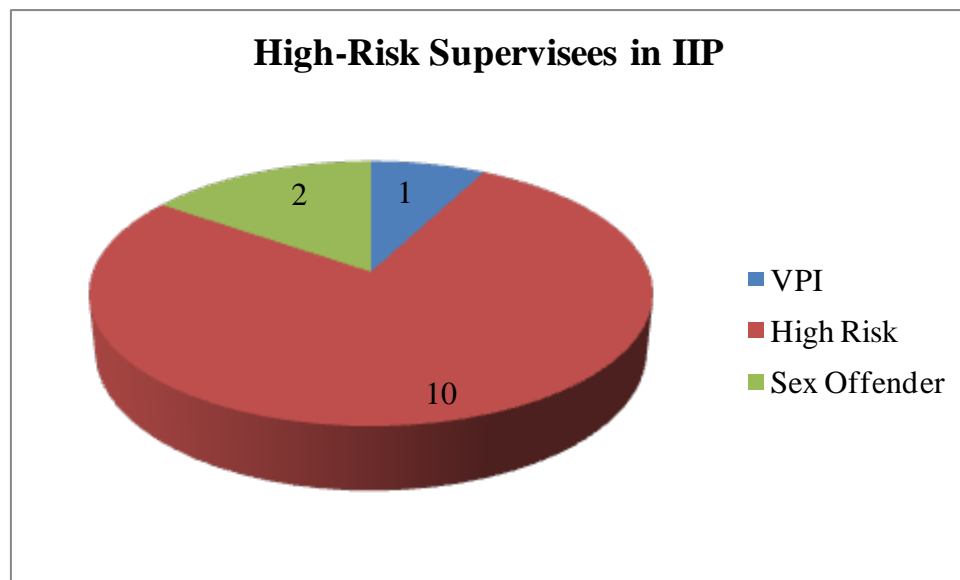
## DPSCS Meeting Summary

Following is a summary of issues discussed at the DPSCS—DPP/DPDS Stat on January 20, 2011. Analysis is provided by StateStat and the Governor’s Delivery Unit (GDU).

### DPP Audit

- **Drinking Driving Monitoring Program Audit Finding.** There was a recent discussion of the DPP Legislative Audit findings related to the Drinking Driving Monitoring Program (DDMP). Auditors raised concerns with how DPP tracked the use of ignition interlock devices and how violations of those devices were reported to courts. StateStat directed DPP to work with device vendors and MVA to determine how to improve this issue.
- **Non-DDMP Supervisees.** DPP identified individuals who are high-risk (VPI, High-Risk Offenders, and Sex Offenders) who are currently participating in IIP. DPP identified 13 high risk supervisees in IIP, shown below.

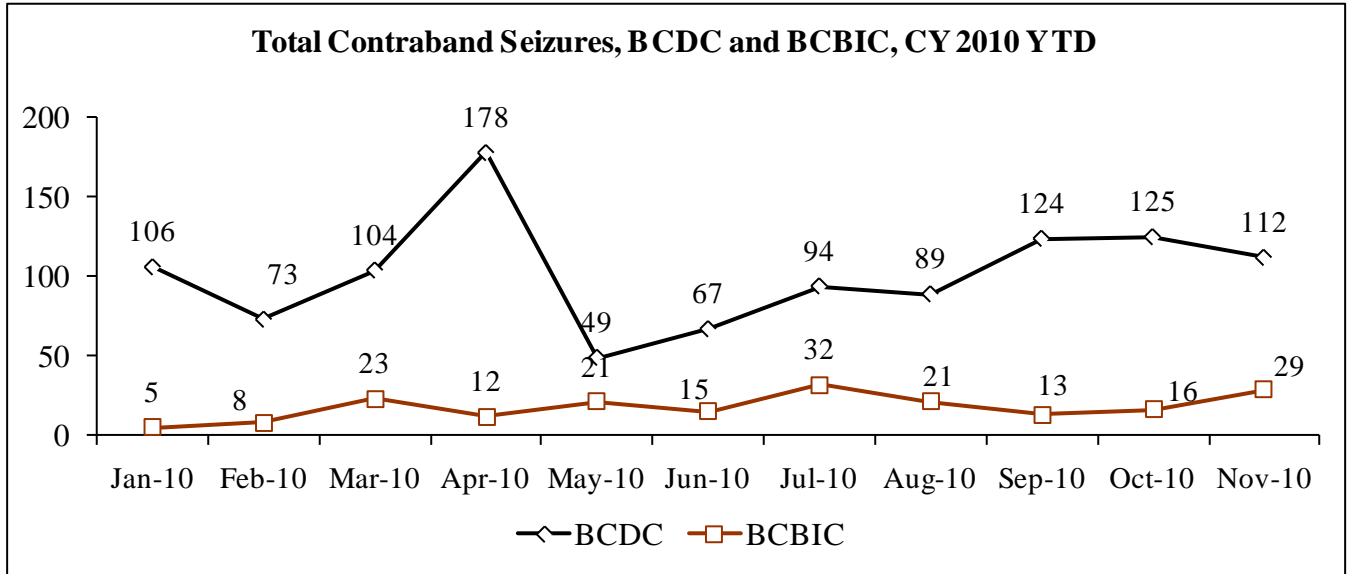
StateStat asked DPP to review these cases to determine what action (if any) DPP took on these notifications, and how the violation of IIP affected the individual’s supervision.



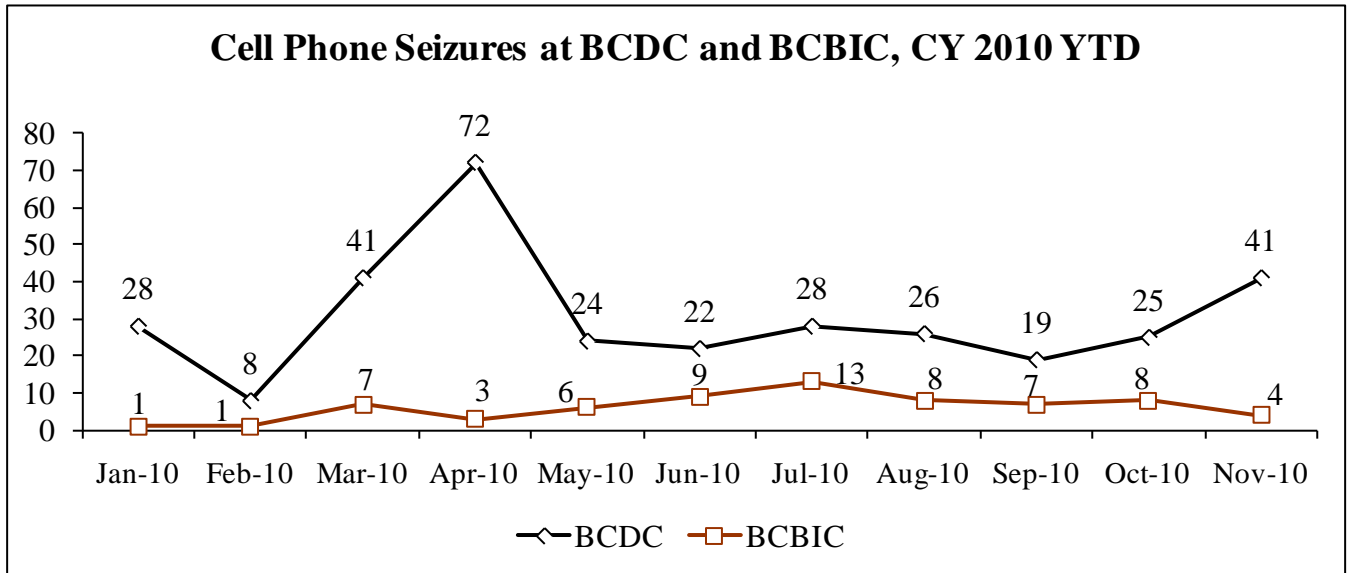
### DPDS Contraband

- **Overall Contraband.** Overall contraband at BCDC decreased slightly in November while BCBIC increased; however, both are seeing regular fluctuations in contraband seizures. DPDS has taken significant steps to improve contraband seizures and reporting.

DPDS Commissioner France noted that the Department continues to train staff and improve protocols to ensure that it is effectively working to seize all contraband. The panel and the Department discussed several new initiatives.



- Cell Phones.** Despite the slight decrease in contraband seizures at BCDC, total cell phone seizures there increased 64 percent, which marks a significant variation from the general pattern.

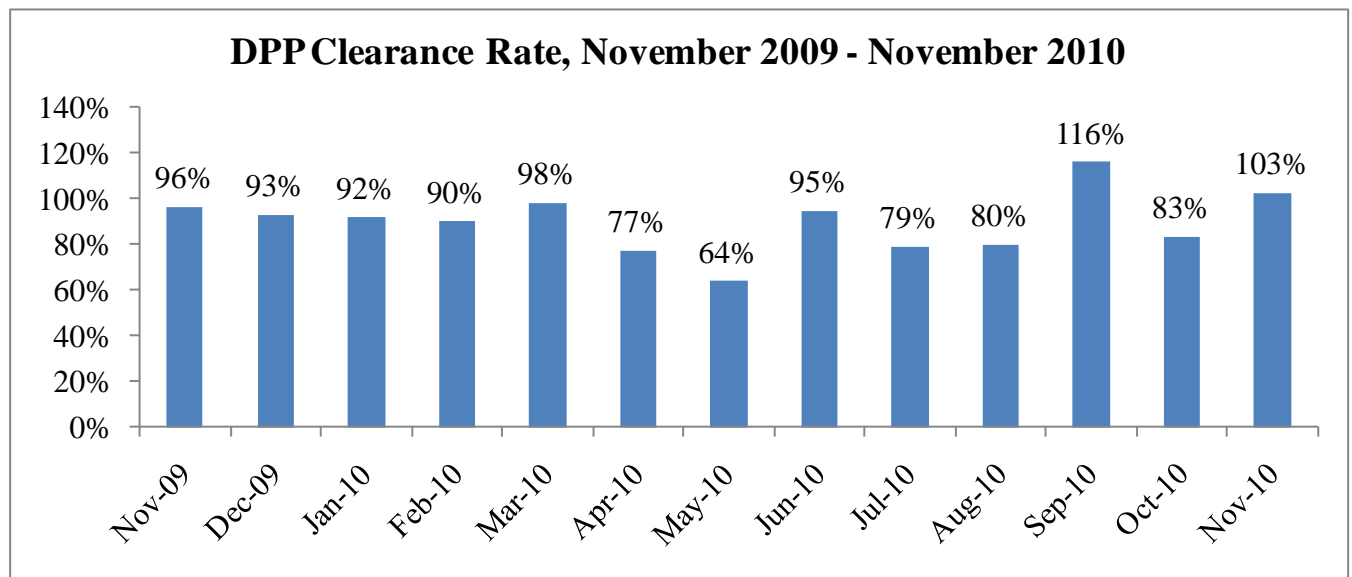


- **Warrant Service Efforts**

(GDU Goal 4- Reduce Violent Crime in Maryland by 20% by the End of 2012)

Actions	Agency Responsible	Implementation Targets	Delivery Date	Progress to Date
<b>B) Enhance warrant service to swiftly remove violent offenders from the streets.</b>				
Utilize DPP agents in serving warrants statewide.	DPP	No target ever set ??	2010	Taskforce Assignments to date: 14 Non-Taskforce Assignments to date: 19

- **Overall Clearance Rate.** November marks the first full year of data since StateStat and DPP revised the warrant tracking template. Data over the last 13 months indicates a clearance rate of 86 percent, one percent higher than the Department’s target of 85 percent. The only significant drop, which occurred in April and May, was due to the receipt of a group of legacy warrants for violent crimes; the Department’s effort to close those warrants has assisted with the clearance rate.



- **VPI Warrants.** The Department has maintained a 99 percent warrant clearance rate for VPI warrants statewide. Some issues with VPI parole warrants caused a temporary decrease in October 2010, but overall the Department has made significant progress in serving VPI warrants. Given this increase, the Department may wish to set a separate goal for serving VPI warrants to better focus on efforts to serve warrants on the most violent offenders



