

## Meeting Summary

Following is a summary of issues discussed at the MSP Stat on February 8, 2011. Analysis is provided by StateStat and the Governor's Delivery Unit (GDU).

### **Follow Up**

- **MSP in Carroll County.** MSP was asked to provide to Director Beth Blauer a one to two page memo discussing the reduction of state police in Carroll County. This memo was in reference to the fact that Carroll County was opting out of the resident trooper program. Colonel Sheridan forwarded a letter to Director Blauer on January 26, 2011 and this letter was discussed at the Stat.
- **Gang Elimination Task Force (Grants).** MSP was asked to provide a timeline for the implementation of the Gang Elimination Task Force at a Stat in December and MSP stated in their follow-up for the January 21<sup>st</sup> Stat meeting that they are prepared to provide details of projected timelines as well projections for Maryland spending. MSP stated that they will make an actual timeline that can be tracked in the future and they discussed their expenditures from the previous months.
- **Funding.** MSP said at previous meetings that they need funding for the analysts at MCAC, the RICS, and for the RAPID system. MSP was asked to look into indirect costs as a means to fund the aforementioned positions.
- **Dashboard Use.** At a previous Stat meeting, Col. Sheridan indicated that MSP staff do not use the Public Safety Dashboard often because the Dashboard is difficult to navigate and cumbersome. StateStat has obtained the following numbers from GOCCP and Homeland Security since the last Stat:
  - DPSCS data shows that MSP accessed the Dashboard 750 times from Oct. 2010-Jan. 2011.
  - Of the 33 MSP personnel at the MCAC, 8 have accessed the dashboard.
  - Of those 8 that have accessed the dashboard, only 4 have accessed it more than 1 time.
  - Of the 4 that accessed the dashboard only 1 time, 3 of those accessed the board in a 3-day span between October 27 and October 30 and that might mean they were either a) being trained on the system at that time or b) all of them go their usernames and passwords at that time.

MSP was asked to participate in a usergroup so that their specific concerns about the Dashboard could be addressed and remedied.

## Guns

- **Prohibited Persons.** According to the excerpt below from a recent New York Times article, states are having a difficult time disarming individuals who no longer have the right to possess a firearm. The excerpt gives an example on how the state of California flags individuals in a database and keeps track of barred owners. MSP was made aware of this system and they will try to see if something similar can be implemented in Maryland.

### States Struggle to Disarm People Who've Lost Right to Own Guns

By ED CONNOLLY and [MICHAEL LUO](#)

Published: February 5, 2011

Police departments and sheriff's offices that request access to the list of barred owners can log in to a secure account on the state (California) Justice Department's Web site and get monthly updates of who is on the list in their jurisdictions, with newly added names flagged. The Justice Department also trained more than 1,300 law enforcement officers around the state on the system in 2007 and plans another round this year.

It appears, however, that in the case of Mr. Perez, the Baldwin Park police were not checking the list at all in 2008, when the shootings occurred, in part because of confusion over how to access the database.

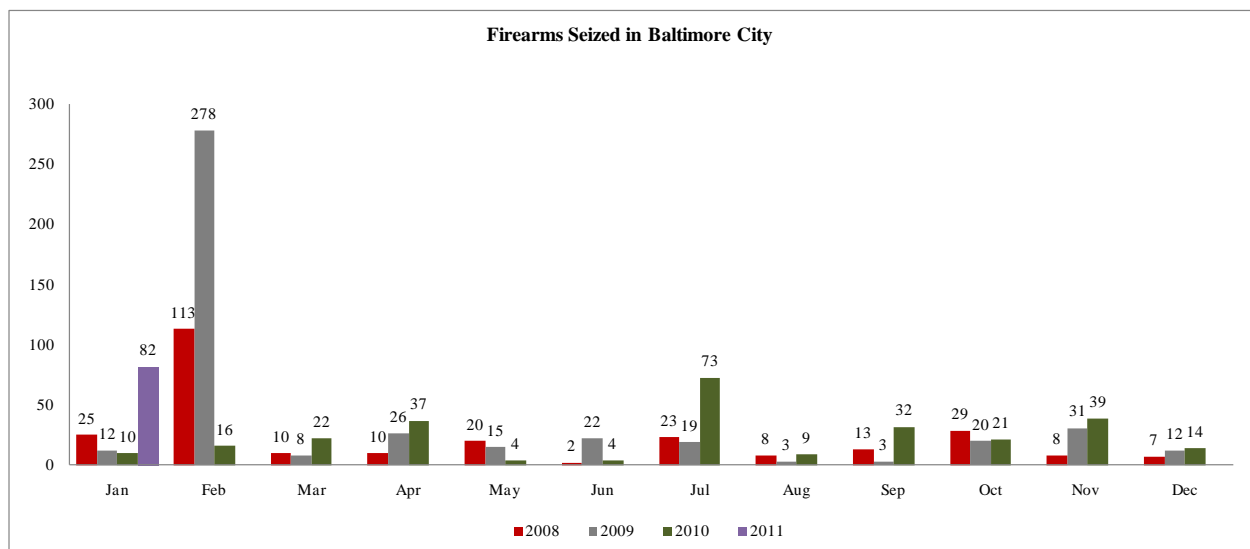
"Nobody knew where the e-mail was or where it was going," said Lt. Joseph Cowan, head of detectives for the Baldwin Park Police Department.

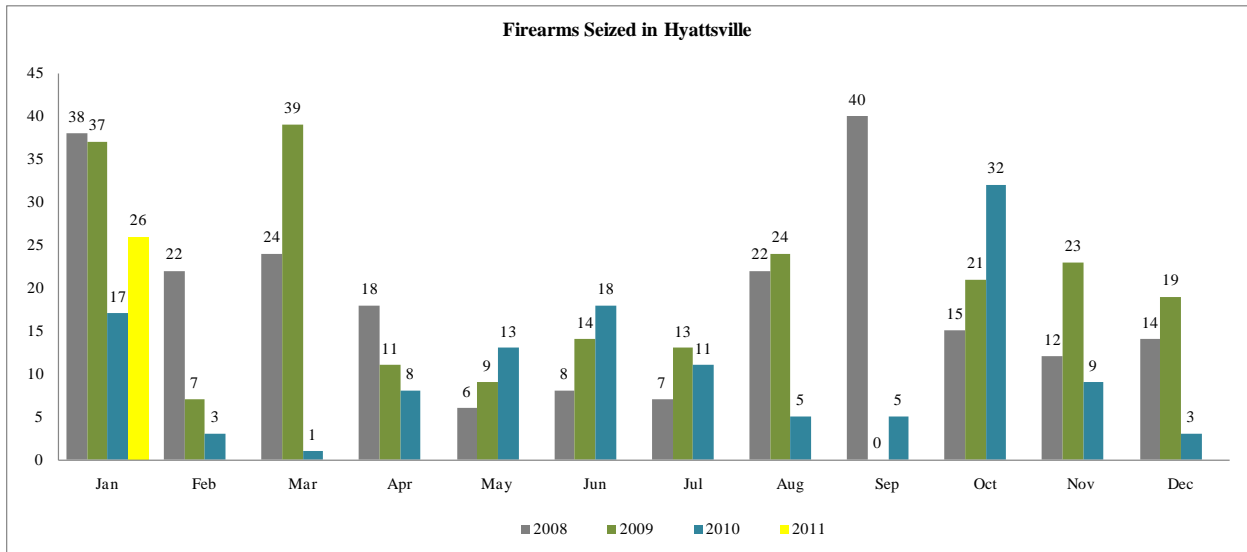
Even today, Lieutenant Cowan acknowledged, his department rarely looks at the list, and he initially said he had no idea how many people in the city were on it. (He later checked and discovered there were about 35 people in his 6.6-square-mile district.)

- **Firearm Task Forces** (GDU Goal Item IV). The following charts show monthly gun seizure efforts by the Baltimore and Hyattsville Firearm Task Forces, and the total amount of firearms seized, as well as search warrants and arrests from 2007 through January of 2011.

MSP has stated in their follow-up that they are continuing to develop a new firearms enforcement strategy. MSP continues to reiterate that the downward trend in 2010 for gun seizures is more a result of different reporting standards and a change in task force makeup (local vs. ATF), and not due to a reduction in work by MSP personnel. Also, a lengthy discussion took place addressing the idea of guns that are being transferred upon return to their owners. Transfers are listed as seizures originally but MSP is worried about the fact that many guns are being returned in the first place. The transfers makes the process even more difficult.

<b>FIREARM TASK FORCES</b>			
<b>2011</b>			
	Search Warrants	Arrests	Firearms Seized
Baltimore	13	4	82
Hyattsville	2	1	26
<b>Unit Totals</b>	<b>15</b>	<b>5</b>	<b>108</b>
<b>2010</b>			
GTTF	30	37	281
FITF	42	26	125
<b>Unit Totals</b>	<b>72</b>	<b>63</b>	<b>406</b>
<b>2009</b>			
GTTF	89	40	449
FITF	38	77	217
<b>Total</b>	<b>127</b>	<b>117</b>	<b>666</b>
<b>2008</b>			
GTTF	60	41	268
FITF	73	96	226
<b>Total</b>	<b>133</b>	<b>137</b>	<b>494</b>
<b>Cumulative Totals</b>			
GTTF	192	122	1080
FITF	155	200	594
<b>TFs Combined</b>	<b>347</b>	<b>322</b>	<b>1674</b>





- GDU Goal 4 Dashboard- Strategy D (Gun Use/ Possession).** Below is MSP's contribution to Strategy D of the GDU Violent Crime dashboard. The below actions are what the Department has previously agreed to do in order to help us reach the Governor's safety goal. However, much of this template is outdated (2010 targets) and new targets/ actions need to be set. As GDU works with StateStat and the agencies to revise and add to the Delivery Plans and reporting templates, the panel will be updated of all progress in the form of these dashboards. MSP was asked to review the metrics and be prepared for a meeting in the future.

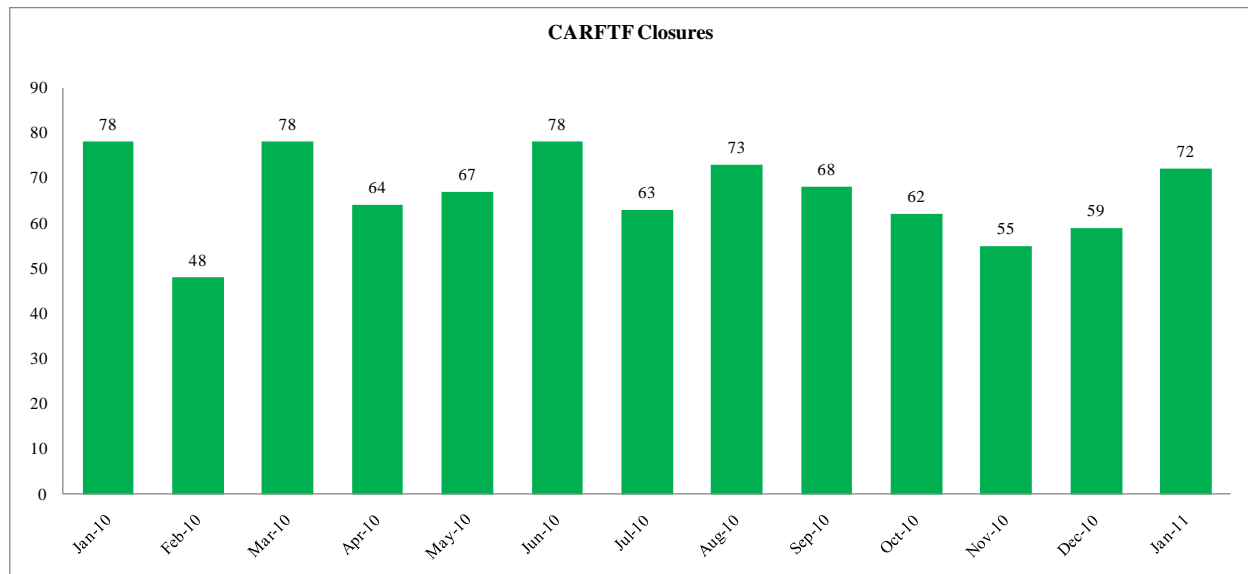
Actions	Agency Responsible	Implementation Targets	Delivery Date	Progress to Date
<b>D) Expand efforts to reduce illegal gun use and possession.</b>				
Expand gun seizure efforts by Baltimore and PG Task Forces	MSP	400 guns seized - Balt. 250 guns seized - PG	2010	<b>Baltimore:</b> 2010- 281 <b>2011-</b> 82 <b>PG:</b> 2010- 125 <b>2011-</b> 26
Enhanced production of MCAC analytical reports	MSP	6 analytical products per week from MCAC to RICs	TBD	<b>UPDATE PENDING- ask MSP to update during stat</b>

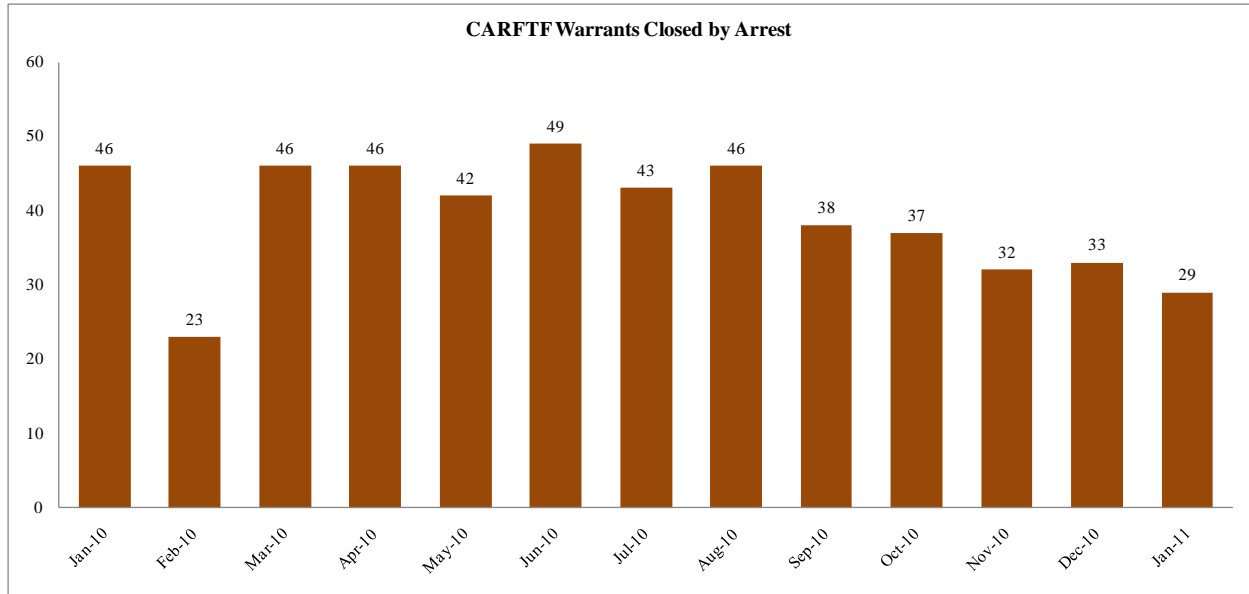
## Warrants

- CARFTF Warrant Service** (GDU Goal Item IV). The charts below highlight warrant service efforts by the MSP team on the Prince George's County CARFTF task force through November 2010. November marks the fourth consecutive month where total warrants closed has decreased. MSP was asked to look into how warrants are being prioritized and they will discuss the matter at the next Stat.

<b>All CARFTF - 5 Total - 5 MSP - 1 MPD</b>	<b>Sep-10</b>	<b>Oct-10</b>	<b>Nov-10</b>	<b>Dec-10</b>	<b>Jan-11</b>
Number of Open Warrants Beginning of the Month	151	140	144	144	138
Number of New Warrants	57	66	55	53	72
Number of Warrants Closed	68	62	55	59	45
Number of Warrants Closed by Arrest	38	37	32	33	29
Number of Open Warrants End of the Month	140	144	144	138	165

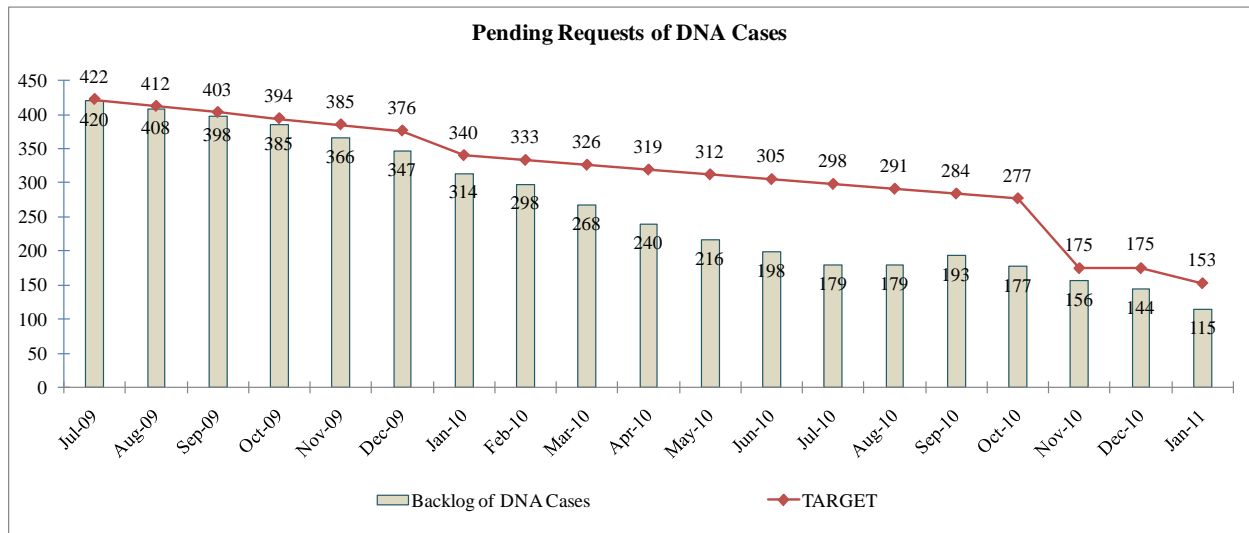
<b>All CARFTF VPI Activity</b>	<b>Sep-10</b>	<b>Oct-10</b>	<b>Nov-10</b>	<b>Dec-10</b>	<b>Jan-11</b>
Number of Open VPI Warrants Beginning of the Month	15	13	9	8	8
Number of New VPI Warrants	2	2	2	0	2
Number of VPI Warrants Closed	2	6	2	0	0
Number of VPI Warrants Closed by Arrest	0	1	1	0	0
Number of Open VPI Warrants End of the Month	13	9	8	8	10





## DNA

- MSP DNA Casework- Pending Requests** (GDU Goal Item IV). The following chart shows the DNA casework pending analysis by MSP. Backlog is now defined as cases pending minus cases received that month (cases under 30/31 days). MSP provided a quick update on this data.



## Miscellaneous

- **DJS AWOLS.** DJS submitted the following data to StateStat:
  - # of VPI youth on active supervision in the community - 574 (572)
  - # of VPI youth AWOL - 33 (33)
  - # of VPI youth detained as adult - 57 (56)
  - # of VPI youth detained as juvenile - 91 (91)
  - # of VPI youth being served by B/City OSK - 198 (190)
  - # of Group Home youth AWOL 31 (33) (of that 3 are VPI - included above in #2)
  - 1 NFS reported- Not under supervision

DJS reports that they have met with MCAC twice. DJS provides MCAC with a notification sheet with youth info for any youth that is AWOL/Runaway from a residential program (Group Homes etc.). MCAC, in turn, blasts this notification to law enforcement only. DJS recently forwarded the list of 32 youth currently AWOL from residential programs including Warrants #'s. According to DJS, MCAC is doing a work-up on these youth and are going to report back to DJS this week. The 28 VPI youth that are AWOL from the community are next on the list to be forwarded to them so they can do the work-up on those youth as well. The majority of these youth are from Baltimore City and Prince George's. DJS has confirmed that they all have been forwarded to the WATF teams for those areas. MSP was asked to explain how WATF handles these cases.