

Meeting Summary

Following is a summary of issues discussed at the DJS Stat on April 8, 2011. Analysis is provided by StateStat and the Governor's Delivery Unit (GDU).

Follow-Up

- **Girls Services.** DJS provided an update on the creation of Day and Evening Reporting Centers for girls.
- **CORPS.** DJS was asked to provide an update on the program including graduations, hires, and total youth enrollment. DJS should also provide outcome for youths who have completed the program.

DJS reports that as of March 31st, a total of 137 youth are enrolled in CORPS, 17 are currently enrolled in the Pre-Apprenticeship Program, and 21 have graduated.

While DJS tracks CORPS participation on an ongoing basis, they do not yet have "program completion" data since most youth will be in CORPS for one year.

The activities listed below and outcomes will be reported by the Youth Advocate providers for the current quarter ending March 31, to be incorporated in the report that DJS will submit to the DOL by May 15.

- Credit Retrieval
- Reading Remediation
- Math Remediation
- Tutoring in High School Courses
- Academic Counseling
- Mentoring
- Counseling
- Internships
- Work Experience
- Occupational Training
- Substance Abuse Services
- Health Services
- ESL Classes
- GED Instruction
- Community Service
- Follow-up Services
- Other Support Services/Activities

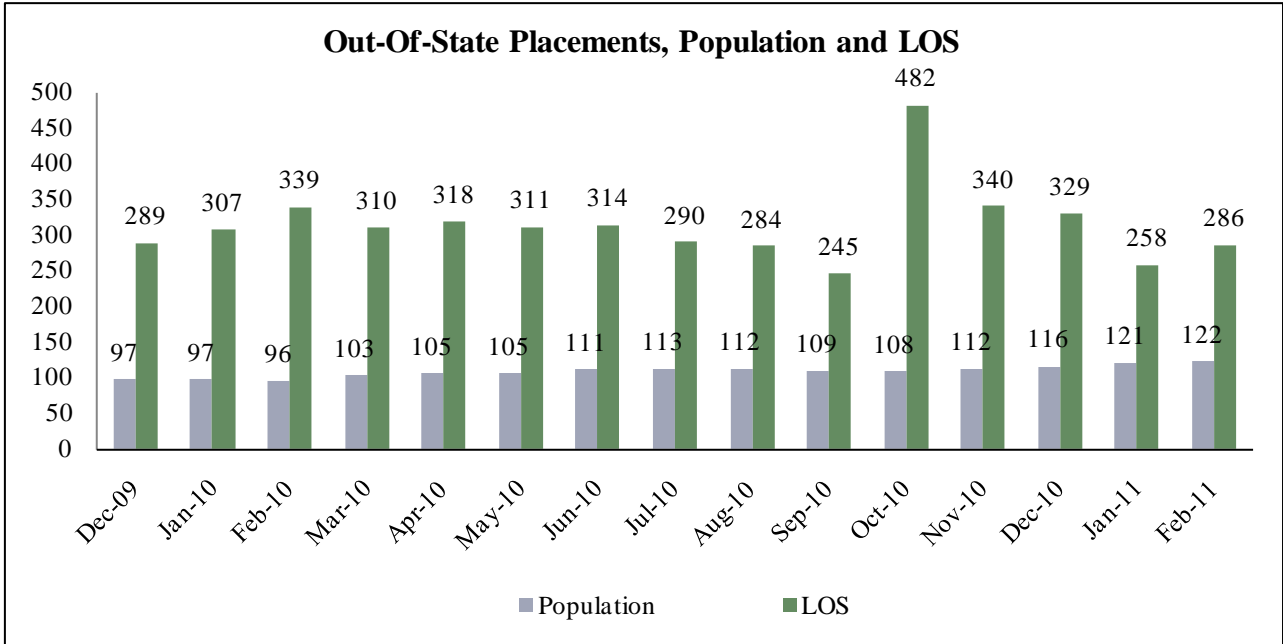
Placements

- **Placement Populations.** DJS was asked to look in to staffing ratios and capacity measures for their placements and in particular, Cheltenham and Hickey. DJS was asked to look into these metrics so that DJS can clear up discrepancies between their listed/ideal capacities versus the amount of residents that each facility can actually house. The maximum capacity for each of the Detention Centers is as follows:

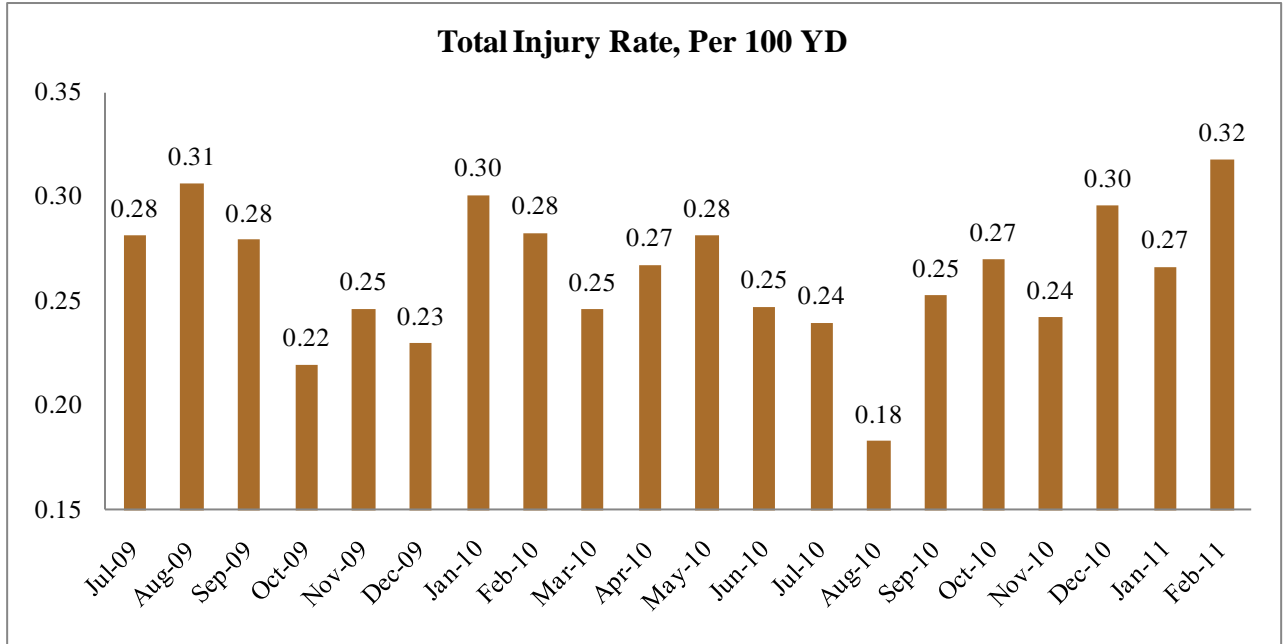
Maximum Capacity	
Placement	Capacity
Cheltenham	148
Hickey	109
BCJJC	132
Noyes	57
Carter	15
WMCC	30
LESCC	30
Waxter	48

DJS reports that the following steps are taken when the Department is experiencing a population surge:

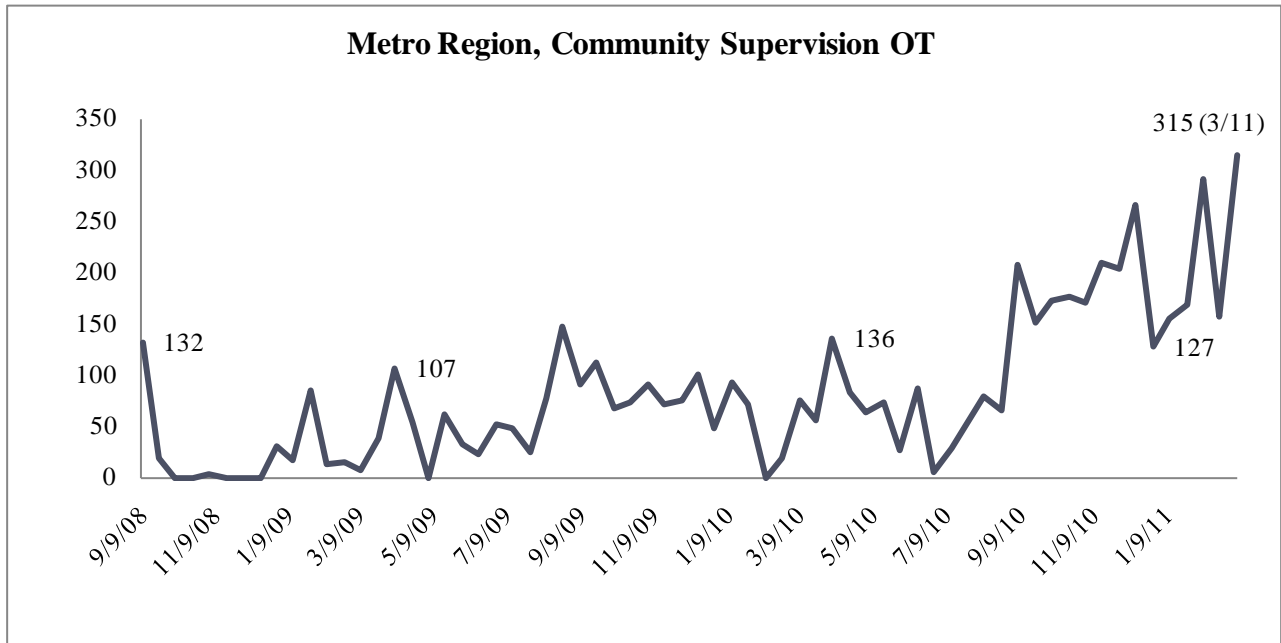
- Youth are routed from their region to any available vacant detention bed. This is true with both male and female youth. For example; BCJJC, CYF, and Hickey may all be at capacity but there are available detention beds at the remainder of the detention centers. DJS systematically begin filling up available beds in the next closest region.
 - If DJS exhausts all available beds, they then open an additional unit at Hickey.
 - If DJS exhausts the beds made available at Hickey, they then utilize Visitation Holding and Intake Holding at BCJJC.
- **Out-of-State Placements and Length of Stay.** The chart below addresses the population in out-of-state placements and the length of stay for the youth. The length of stay has declined in the past four months from a rate of 482 in October 2010; which was the highest rate since StateStat began measuring length of stay. However, the population rose to its highest point since February of 2008. DJS reports that the LOS rates are due to a small group of kids and those youth are in the process of returning to the state.



- Injury Rates at Facilities.** According to the chart below, the total injury rate per 100 youth days is at its highest point since June of 2009. DJS reports that all incidents are reported and many of these injuries were due to medical emergencies such as asthma attacks. Many were not due to actual altercations.



- Metro Region Overtime.** According to the chart below, the OT rate for Community Supervision in the Metro Region took a significant jump for the week ending 3/8. This is the highest rate since StateStat began tracking this measure (9/9/08). DJS believes that this rate hike was due to VPI caseload supervision.



- VPI Youth on GPS.** DJS was asked to provide an update on all circumstances where VPI youth are being placed on GPS.

VPI Standard Operating Procedures require the use of GPS in the following circumstances:

- On initial VPI identification (Level One) (60 days, which can be extended)
- As a sanction (any VPI level)
- During home passes from in-state hardware secure and staff secure residential placements
- On release from jail
- On discharge to the community from in-state and out-of-state hardware secure and staff secure residential placements (60 days)

GPS Tracking, Statewide and VPI Totals, First Day Snapshot

