

Meeting Summary

Following is a summary of issues discussed at the DHR Stat on June 17, 2011. Analysis is provided by StateStat and the Governor's Delivery Unit (GDU).

Follow-Up

- **Foster Care Requirements.** According to the article below, the requirements on becoming a foster parent are in question after allegations of sexual abuse were made against two men who were certified by the MENTOR Maryland program. This matter was discussed at the previous StateStat meetings but DHR had no new additional information and they reiterated that the investigation is still ongoing.

Foster Care Program Explained After Arrests of 2 Men

Posted: Mar 18, 2011 2:01 PM EDT Updated: Mar 21, 2011 7:32 AM EDT



MARDELA SPRINGS, Md.- Recent allegations of sexual abuse leveled against two Mardela Springs men, both certified foster parents, raised the question: what are the qualifications to foster children in Maryland?

Tracy Bayne, 51, was arrested Wednesday, March 16, and charged with sexual abuse of a minor, sex offense, and sodomy. His nephew, **Stephen James Merritt**, 38, was arrested on Tuesday, March 15, also on child sex abuse charges.

The Maryland Department of Human Resources confirmed both men were certified foster parents with a child placement agency, MENTOR Maryland.

- **Long-Term Care.** DHR was asked to provide a timeline of what they hope to accomplish in six months and twelve months in their effort to improve Long-Term Care compliance. The table below highlights where they hope to be by June of 2012.

DHR was also asked in a follow-up to describe if there are any metrics/data that can be tracked at StateStat (template) in terms of compliance and redeterminations.

DHR reports that since the primary drivers from the nursing home and elder law industries are respectively, the timeliness of payments and the amount of time spent on the application process, the FIA StateStat template should include Statewide monthly application compliance (timeliness) rates. DHR is recommending reporting rates for both the State standard of 30 days and the federal standard of 45 days. The latter measure is useful in comparing Maryland's performance to that of other states.

Another measure related to application compliance is the number of pending applications statewide that are late due to agency delays, or in other words, the "backlog."

In response to industry complaints regarding gaps in certification periods, DHR is currently measuring the number of redeterminations "initiated." A redetermination application is initiated when the CARES eligibility system is notified that an application to renew the benefit was

received. Initiating redeterminations prevents cases from closing until the formal decisions are made.

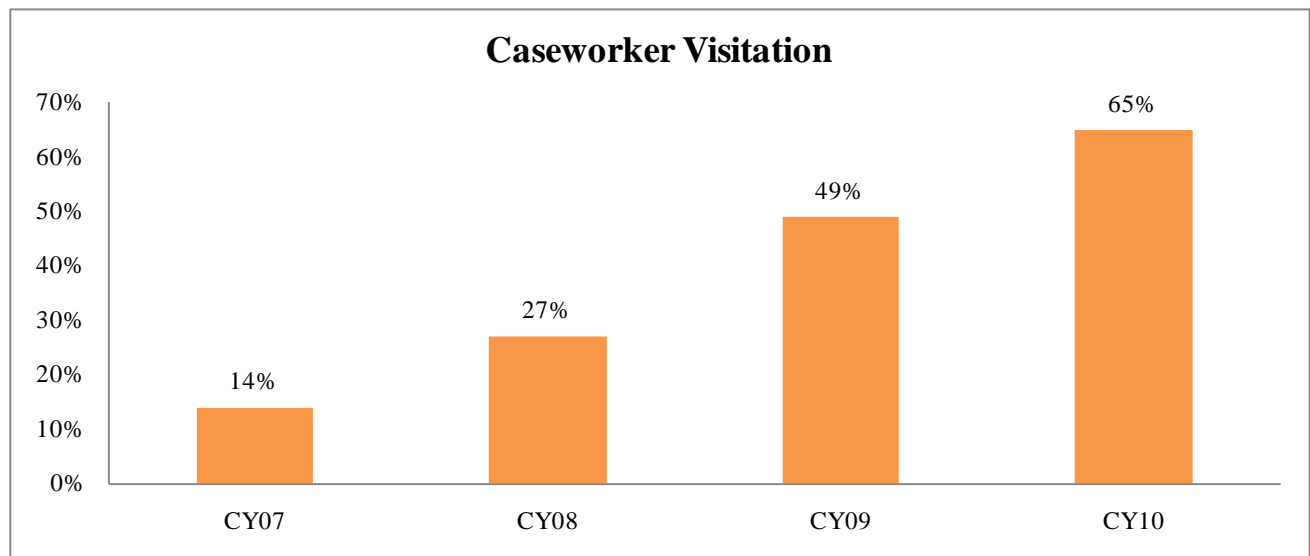
LTC Timeline	
	Goals
6 Months	· <i>At least a 75% reduction of the Long Term Care Bureau backlog (using the AutoGov scoring engine to assist in triage of cases and overtime assistance from the local departments)</i>
	· <i>Improve the current application timeliness rate by 50%</i>
	· <i>Improve the timing of processing of current applications (as a result of utilization of AutoGov and streamlined documentation requirements)</i>
	· <i>Relocate the Special Functions Unit to DHR Central (increases workspace in the LTC Bureau to facilitate workflow)</i>
	· <i>Place 8 MA Co-pay positions within facilities (staff dedicated to a facility reduces volume of applications handled by the bureau; improves communication with providers)</i>
	· <i>Complete redesign and implementation of application and redetermination forms</i>
12 Months	· <i>Complete elimination of backlog</i>
	· <i>Achieve an application timeliness rate of 85%, comparable to Virginia</i>
	· <i>Relocate entire LTC Bureau to adequate space</i>

Social Services Administration (SSA)

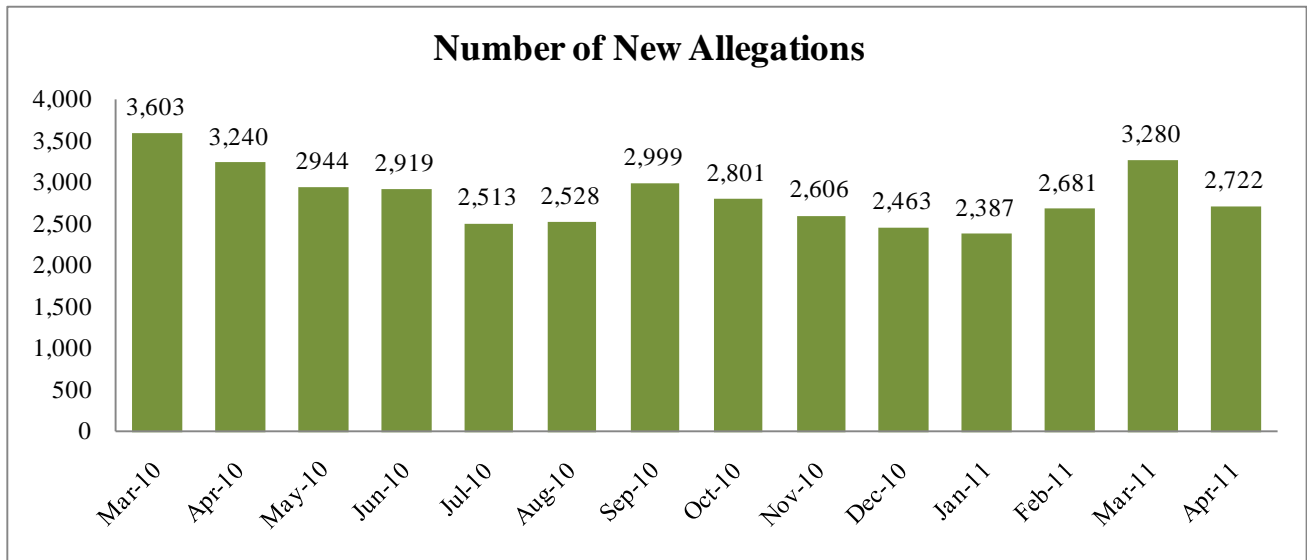
- **PlaceMatters.** The table below is the PlaceMatters/Safe Reduction portion of the template. DHR has added several new metrics since the previous Stat (highlighted in the table: CPS Investigations open less than 60 Days at the end of month, Casework visitation-Percent of Foster Children visited Every Month, Recurrence of Maltreatment, Absence of Child Abuse and Neglect while in Foster Care, Placement Stability). DHR spoke about measures they are taking to make sure that they reach their FY11 targets.

Place Matters/Safe Reduction *	Baseline		FY 2011 Goal		Jan-11	Feb-11	Mar-11	Apr-11
	Date	Data	Goal	Target				
CPS Investigation open less than 60 Days at end of month	2/28/2011	70.0%	85% or higher	85%	Not Available	70%	75%	73%
Children in Out-of-Home Placement **	6/30/2010	8,013	Reduce by 9%	7,292	7,649	7,651	7,611	7,549
Children in Group Homes (% of all placements)	6/30/2010	11.4%	11% or Lower	11%	11%	11%	10%	11%
Children in Family Homes (% of all placements) (includes children in trial home visits)	6/30/2010	76.5%	76% or Higher	76%	76%	76%	76%	75%
Caseworker Visitation--Percent of Foster Children visited Every Month	Federal Standard		90% or Higher	90%	Not reported	Not reported	Not reported	73%
					PROGRESS TO DATE DURING FY 2011, as of			
Adoptions	Not Applicable, depends on Plan of Adoption at end of prior Fiscal Year		Goal	562	Apr-11 416	% of Target 74%	Expected Actual	83% 74%
					REPORTING PERIOD			
					6/30/10	9/30/10	12/31/10	3/31/11
Recurrence of Maltreatment (% with recurrence of maltreatment within 6 months of first occurrence)	Federal Standard		5.4% or Lower	< 5.4%	3.6%	4.6%	3.4%	pending
Absence of Child Abuse and Neglect while in Foster Care	Federal Standard		99.68% or Higher	> 99.68%	Not reported	Not reported	99.8%	pending
Placement Stability (Percent of foster children less than 12 months with two or less placement settings)	Federal 75th Percentile		86% or Higher	86%	Not reported	Not reported	85%	85%
					REPORTING PERIOD			
					6/30/11	9/30/11	12/31/11	3/31/12
Children Placed in their Home/ Adjacent Jurisdiction	9/31/2010	66%						
(Point in Time measure, based on all children in care, including those w/ missing placement information)	12/31/2010	70%	75% or higher	75%	pending	pending	pending	pending
	3/31/2011	71%						
	<i>Average</i>	<i>69%</i>						
Missing address: Placement address is either missing or cannot derive jurisdiction from address information	9/31/2010	20%	9% or lower	9%	pending	pending	pending	pending
	12/31/2010	22%						
	3/31/2011	14%						
	<i>Average</i>	<i>19%</i>						

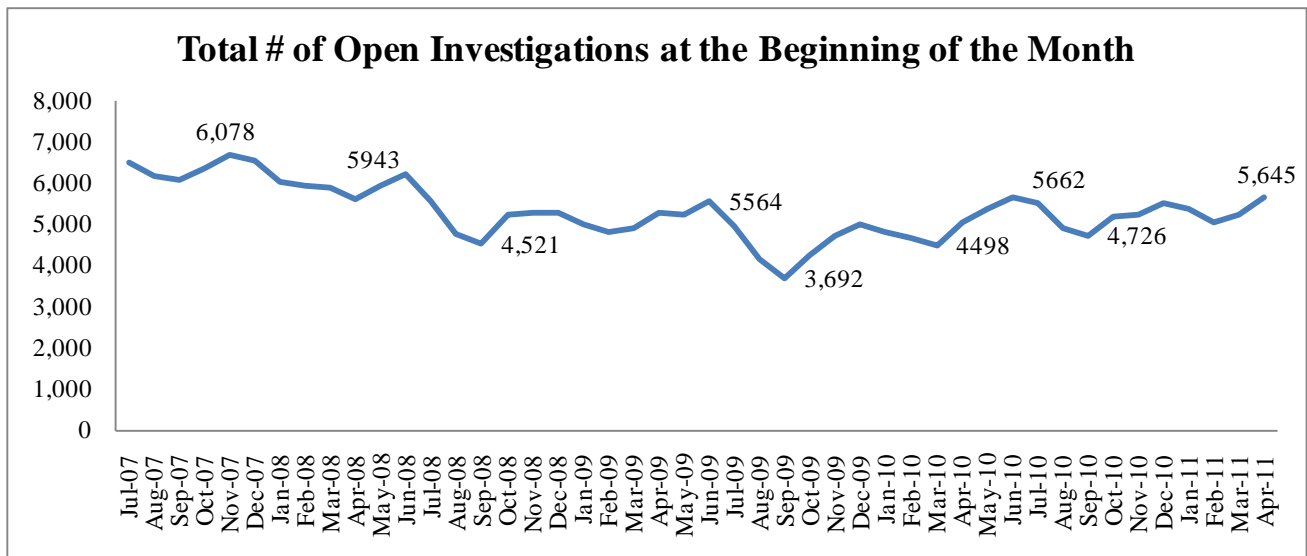
- Caseworker Visitation.** As seen in the above table, The Federal Standard for “Caseworker Visitation per Month” is 90%. Through April of this year, DHR is at 73% and the table below shows DHR’s rates over the past four calendar years. DHR will be working with the jurisdictions that are falling behind in the coming months and they plan to provide a timeline/plan at the next Stat meeting.



- New Allegations.** The number of new CPS allegations rose significantly statewide from February to March (the largest increase since March of last year). According to the template, the largest increase took place in the category of “Neglect” from February to March. DHR explained that these numbers tend to fluctuate yearly; however, they will provide an explanation as to why there are jumps in allegations during the month of March.

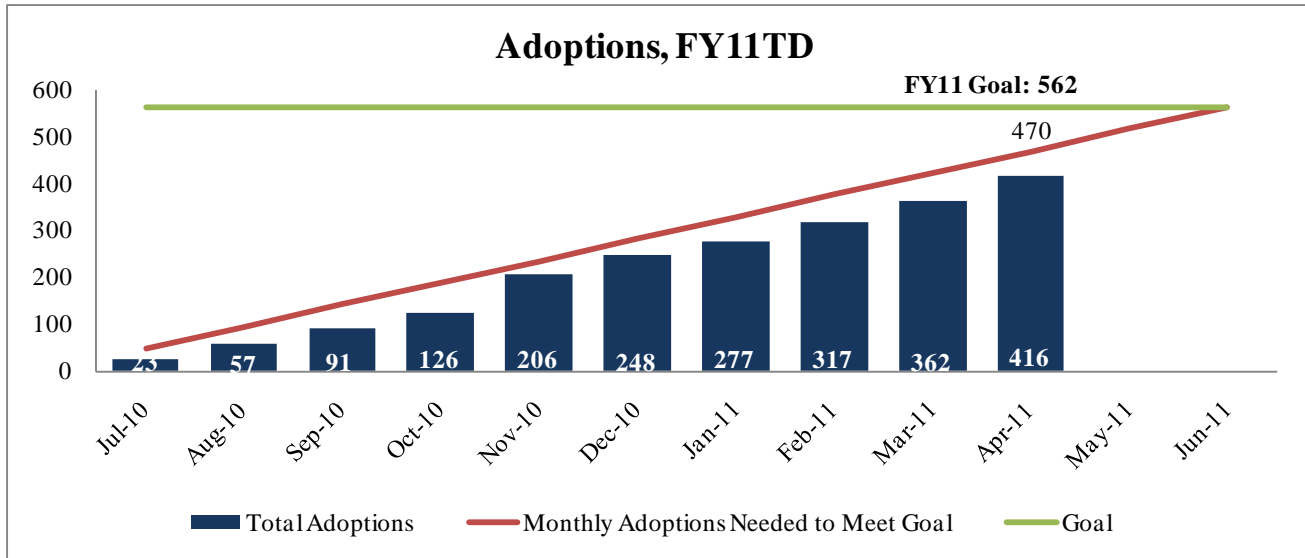


- Open Investigations.** As indicated in the table below, the number of “Open Investigations at the Beginning of the Month” is at its highest point since June of 2010. It should be noted that there seems to be a jump during June of every year. DHR stated that they will look into previous data to see why jumps occur in June.



- Adoptions.** The chart below highlights Total Finalized Adoptions for FY11 to date. Through April of this year, there have been 416 total adoptions and DHR is averaging 42 adoptions per month. As indicated, in order to reach the FY11 goal of 562 adoptions, DHR would have to average 47 adoptions per month and if they were on track, they would have been at 470 total adoptions through April. DHR reported that Baltimore city has passed its goal for FY11 but they

will provide a breakdown by jurisdiction to explain the set targets for those respective jurisdictions.



- HB1208.** According to the article below, the Governor signed a bill in April extending the eligible age of children who receive college tuition assistance from the state from age 21 to 25. DHR explained the benefits that these foster children will be eligible for and they plan to discuss the number of youth who will benefit from this program at the next Stat.

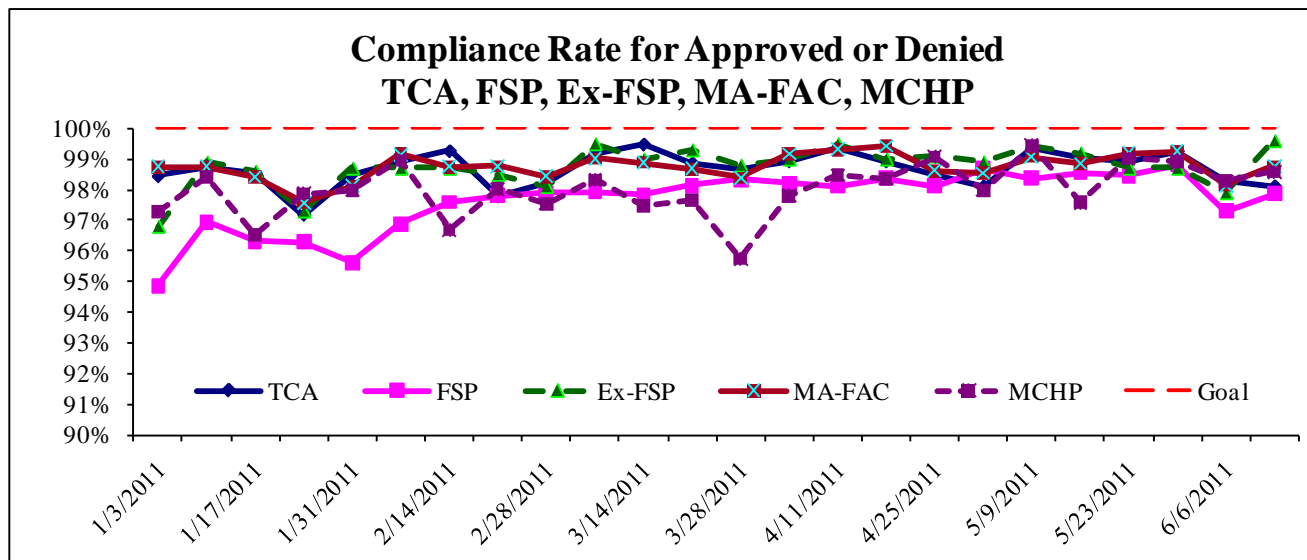
O'Malley Signs Bill Extending Free Tuition to Foster Children until Age 25
Southern Maryland Online

BALTIMORE (April 14, 2011) — During his first bill signing ceremony following the 2011 legislative session, Governor O'Malley signed into law **HB 1208**, named the *Higher Education — Exemption from Tuition for Foster Care Recipients — Eligibility Age* bill.

Under the law, foster care recipients are eligible for a tuition and mandatory fee exemption to attend a public institution of higher education in Maryland if they resided in a foster care placement when they graduated from high school, or when they successfully completed a general equivalency development (GED) examination. The new law extends the age of eligibility from 21 to 25.

Family Investment Administration

- Overall Statewide Compliance.** The compliance chart below shows the overall statewide rates for Temporary Cash Assistance (TCA), The Food Supplement Programs (FSP, also known as Food Stamps) for Regular and Expedited compliance, Medical Assistance-Family and Children (MA-FAC), and the Maryland Children’s Health Program (MCHP). DHR reports that, statewide, the monthly compliance rates for all of the aforementioned programs stayed steady through April and May of 2011. The data below the monthly report is through the week ending on June 13, 2011 and DHR reported that although there have been some minor fluctuations, they have stayed above 96% in all compliance categories.



Approved or Denied Trends							
Compliance Rate (Approved or Denied)	TCA	FSP	Ex-FSP	MA-FAC	MCHP	All Benefits	Goal
1/3/2011	98.4%	94.9%	96.8%	98.7%	97.3%	97.2%	100%
1/10/2011	98.8%	96.9%	98.9%	98.7%	98.4%	98.3%	100%
1/17/2011	98.5%	96.3%	98.6%	98.4%	96.5%	97.7%	100%
1/24/2011	97.2%	96.3%	97.3%	97.6%	97.9%	97.1%	100%
1/31/2011	98.5%	95.6%	98.7%	98.1%	98.0%	97.5%	100%
2/7/2011	98.9%	96.9%	98.7%	99.2%	99.0%	98.4%	100%
2/14/2011	99.3%	97.6%	98.7%	98.7%	96.7%	98.3%	100%
2/21/2011	97.8%	97.8%	98.5%	98.8%	98.0%	98.3%	100%
2/28/2011	98.3%	97.9%	98.1%	98.4%	97.5%	98.1%	100%
3/7/2011	99.2%	97.9%	99.5%	99.0%	98.3%	98.8%	100%
3/14/2011	99.5%	97.8%	99.0%	98.9%	97.5%	98.5%	100%
3/21/2011	98.9%	98.1%	99.3%	98.7%	97.7%	98.6%	100%
3/28/2011	98.7%	98.3%	98.8%	98.4%	95.7%	98.3%	100%
4/4/2011	98.9%	98.2%	99.0%	99.2%	97.8%	98.7%	100%
4/11/2011	99.4%	98.1%	99.5%	99.3%	98.5%	98.9%	100%
4/18/2011	98.9%	98.4%	99.0%	99.4%	98.4%	98.9%	100%
4/25/2011	98.5%	98.1%	99.1%	98.6%	99.1%	98.6%	100%
5/2/2011	98.1%	98.7%	98.9%	98.5%	98.0%	98.5%	100%
5/9/2011	99.4%	98.4%	99.4%	99.1%	99.5%	99.0%	100%
5/16/2011	99.1%	98.5%	99.2%	98.9%	97.6%	98.7%	100%
5/23/2011	98.9%	98.5%	98.7%	99.2%	99.0%	98.8%	100%
5/30/2011	99.3%	98.8%	98.7%	99.2%	98.9%	99.0%	100%
6/6/2011	98.3%	97.3%	97.9%	98.2%	98.3%	97.9%	100%
6/13/2011	98.1%	97.9%	99.6%	98.8%	98.6%	98.6%	100%

- FSP Opt-In Provision** (GDU Goal 12- End Childhood Hunger in Maryland by 2015) DHR has been working with MSDE to include an “opt-in” section for FSP in the FARMS application. When last reported on several months ago, all jurisdictions had sent out the application with the opt-in language; however, only 5 LEA’s had been able to effectively gather their opt-in data to date.

DHR last reported that they were working to create MOUs for each of the 5 LEA's, which are needed in order for the LEA's to share their results with DHR. As for the remaining LEAs, Frederick, Kent, and Montgomery want to work with their local departments of social services to arrange for WEX interns to gather the data. If this attempt is successful, DHR will discuss using WEX interns for the other 16 jurisdictions. DHR stated that they are still working with several jurisdictions because the language in the MOUs need more clarification.