

Meeting Summary

Following is a summary of issues discussed at the DJS Stat on July 15, 2011. Analysis is provided by StateStat and the Governor's Delivery Unit (GDU).

Follow-Up

- **Police Reports.** At the last Stat, DJS was asked to provide a breakdown for Prince George's County and Montgomery County (Metro), by police department and provide the amount of time it is taking for these departments to get police reports to DJS in a timely manner. DJS discussed this data during the meeting. Montgomery County is 5-6 days over the 30 day point but backing out diversions would help show a better rate. DJS was asked to provide a chart to break down the referral times by felonies for the next meeting. They were also asked to follow up with MSP on why it is taking 32 days for them to get their reports to DJS. A meeting with Prince Georges County needs to be set up also to discuss how their rates can be removed.

FY2011 Percent of Cases Referred Under 30 Days	
Baltimore City	86%
Central	78%
Eastern	83%
Metro	56%
Southern	76%
Western	93%
State	75%

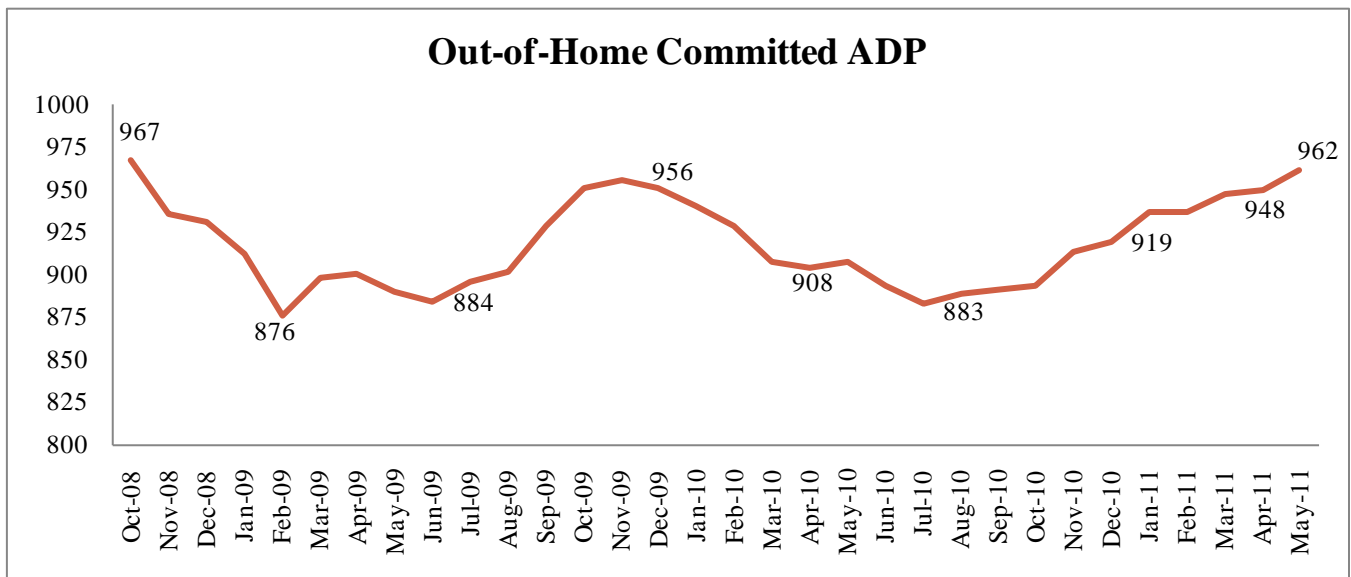
FY2011 – 3rd Quarter Breakdown: Jan - Mar 2011	Complaints	Avg Days
Metro	1895	41
Prince Georges County Police Department	578	53
Montgomery County Police Department	541	32
Prince Georges County Public School Security Services	205	51
Hyattsville Police Department	91	44
Maryland State Police	85	32
Prince Georges County Sheriff's Office	79	21
Laurel Police Department	57	43
Maryland National Capital Park Police	43	14
Greenbelt Police Department	38	24
Citizen Complaint	32	14
Washington Metro Area Transit Authority Police	30	28
Rockville Police Department	22	26
Gaithersburg Police Department	14	58
Takoma Park Police Department	13	22
Bowie City Police Department	11	37
Bladensburg Police Department	8	20
Riverdale Park Police Department	6	59
University of Maryland Police College Park Campus	6	40
Cheverly Police Department	5	63
New Carrollton City Police Department	5	70
District Heights Police Department	4	36
Landover Hills Police Department	3	48
Montgomery County Fire Marshal's Office	3	16
Capitol Heights Police Department	2	203
MdTAPD - Maryland Transportation Authority Police Department	2	0
Mount Ranier Police Department	2	1
Office of the Maryland State Fire Marshal	2	28
Prince Georges County Fire Marshal's Office	2	10
Glenarden Police Department	1	32
Marlow Heights Special Police	1	28
Maryland Department of Natural Resources Police	1	6
Morningside Police Department	1	68
Seat Pleasant Police Department	1	21
United States Park Police	1	38

Case Review

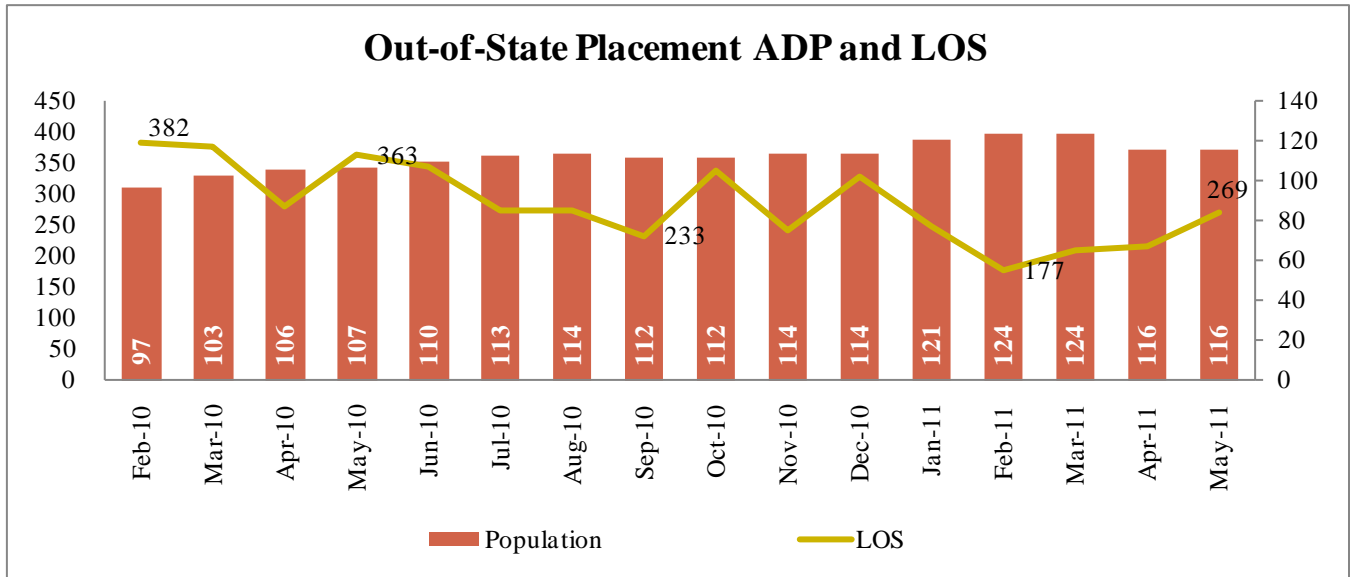
- Periodically, DJS and StateStat review cases at the meetings as a quality assurance measure. DJS reports changes they have made in their protocols based on the reviews. At this meeting, DJS reviewed two particular cases involving non-fatal shootings. DJS is working on information that will address what they learned from these shootings but they also stated that they plan to discuss with the Courts several issues involving youths with repeat offenses.

Placements

- Committed Population.** As indicated in the chart below, the Total Out-of-Home Committed Average Daily Population (ADP) is at its highest point since October of 2008. The agency noted that the pending placement number is going down. They were asked to compare that number with the ADP number for the next Stat.



- Out-of-State Placements.** DJS has been able to lower the Out-of-State placement population over the last two months. However, the Length-of-Stay (LOS) has been increasing. The chart below shows data since the last time DJS was under the average of 100 youths in Out-of-State placements (February 2010). As of July 15, there were in 114 kids in Out-of-State placement. It should be noted, though, that although the LOS rate has increased over the last 4 months, the LOS rate is significantly lower than the LOS rate from February 2010 which is being driven by a small number of kids. DJS was asked to follow up on if the current 114 kids were going back to school.

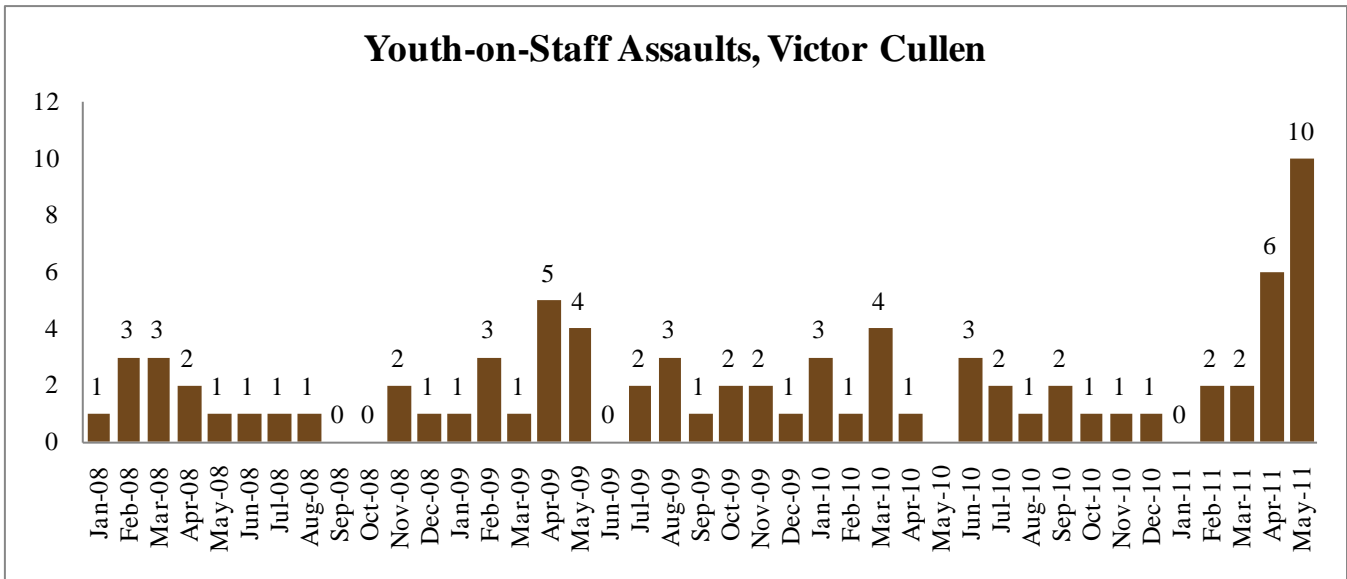


- Waxter Children’s Center.** The “Summary of Critical Findings” in the JJMU report lists some of the following concerns: There has been no improvement in the conditions of confinement since a previous Quality Review Report from 2009, there is no system of classification in place at Waxter, mentally ill youth are being inappropriately placed at the facility, and the rising incident rates. The report also highlights that there are concerns about the use of boats, the educational component of Waxter (highlighted at a previous Stat), the lack of a Behavior Management Plan, the lack of a functioning therapeutic program, and the poor tracking of health assessments under the category of “Non-Performance.” DJS said there is no dedicated therapeutic component because they are short two staff members. DJS stated that they are aware of the incident increases and that they are addressing these concerns through the enhancement of the Behavior Management Plan and increasing oversight from headquarters. The panel requested a timeline of when the Behavior Management Plan will be implemented.

Incident Categories	1st Quarter 2010	1st Quarter 2011
Youth on Youth Physical Assault	19	39
Youth on Youth Physical Assault with Injury	8	33
Alleged Youth on Staff Physical Assault	2	28
Alleged Youth on Staff Physical Assault with Injury	2	23
Group Disturbances (injury/property destruction)	2	1
Group Disturbances (without injury/destruction)	0	2
Restraints	44	108
Restraints with Handcuffs	13	5
Contraband	3	16
Suicide Ideation, Gesture, Attempt, or Behavior	12	30

- Victor Cullen.** Three of the incidents entered in April did not actually constitute an actual assault by a youth on a staff but rather a verbal threat to assault staff during a display of defiant behavior. Two of the incidents entered in May did not actually denote an actual assault on staff but rather indicated a verbal threat to assault staff during a display of defiant behavior. Five of the incidents entered as an assault on staff

involved staff being pushed during intervention. Of the remaining three incidents entered as an assault on staff, one involved a staff being hit by a pillow as he entered the day room, one involved a youth allegedly playing with staff and punching him in the chest, and the final incident involved a youth pulling the staff member's glasses off during a restraint. Assaults are being coded incorrectly. DJS is presently in the process of implementing a new Behavior Management Plan to address the defiant behaviors noted. DJS is also implementing a review process within the Incident Database, so that the Facility Administrators can ensure that incidents are coded accurately once they have been entered. DJS noted that staffing is short at Victor Cullen.



VPI

- **GPS.** DJS was asked to provide the average length-of-time that VPI youth are on GPS and they reported that for the VPI youth placed on GPS during FY11, the ALOS was 66 days. Also DJS reports that statewide, there are 122 VPI youth who are on GPS that are in the community and their breakdown is as follows-
 - 109- Level 1
 - 9- Level 2
 - 4- Level 3

- **Non-Fatal Shootings (NFS).** DJS was asked to report the number of VPI kids that have been victims of Non-fatal Shootings. A breakdown by year, below, shows the number of cases and the youths' compliance on VPI. DJS was asked to discuss NFS as a result of an overall increase in violence in Prince George's County.

VPI Non-Fatal Shooting Victims
2011- 8 Cases
2010- 16 Cases
2009- 4 Cases
Youth Compliance (for the youth listed above)
4- Writ/Warrant Status
4- Committed to Placement
4- Detained
14- Cases Performing Well
2- Cases Non-Compliant (1 is on GPS pending placement and 1 is on GPS/CD with graduated sanctions)