

Meeting Summary

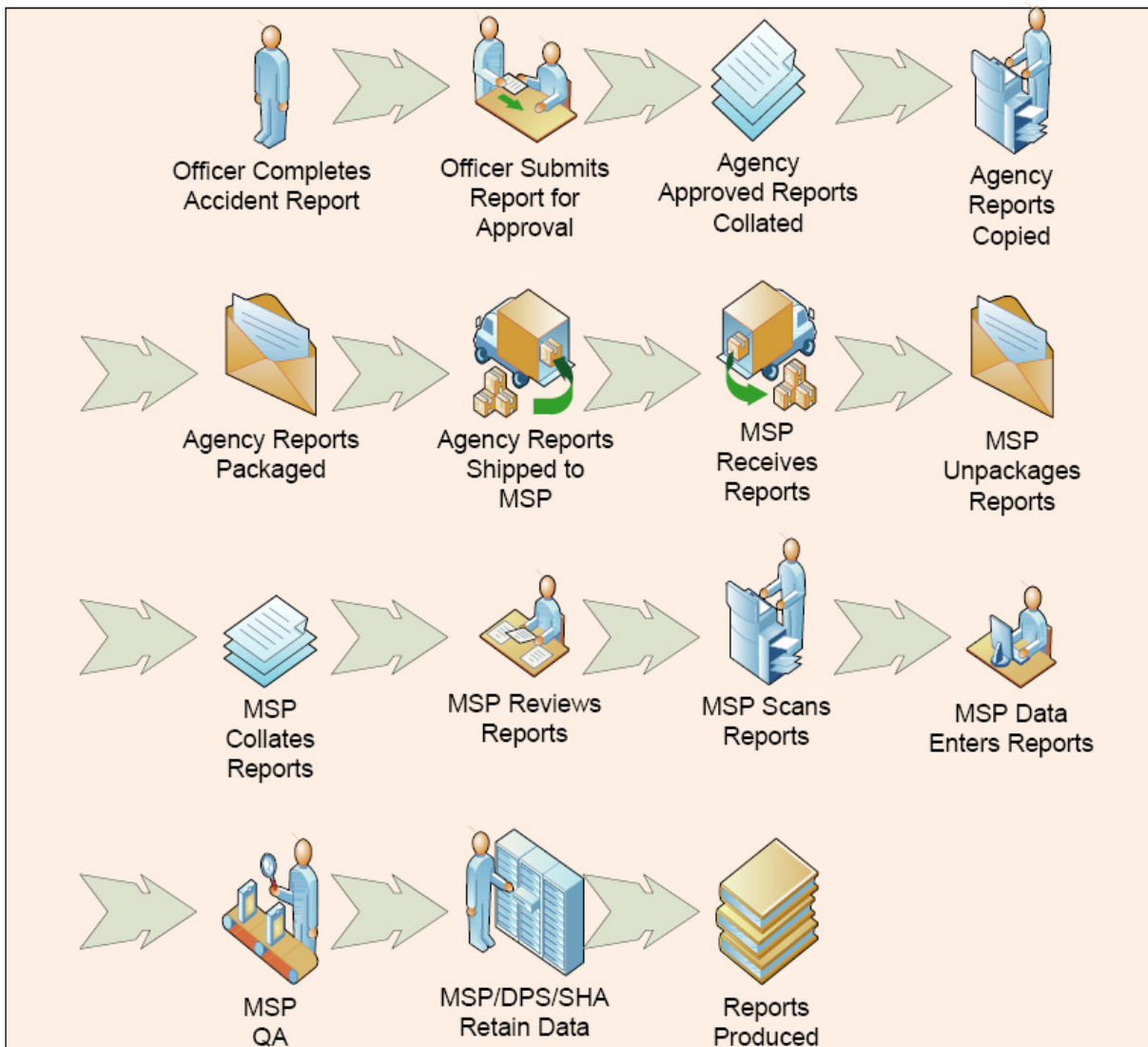
Following is a summary of issues discussed at the MSP Stat on August 9, 2011. Analysis is provided by StateStat and the Governor's Delivery Unit (GDU).

Follow Up

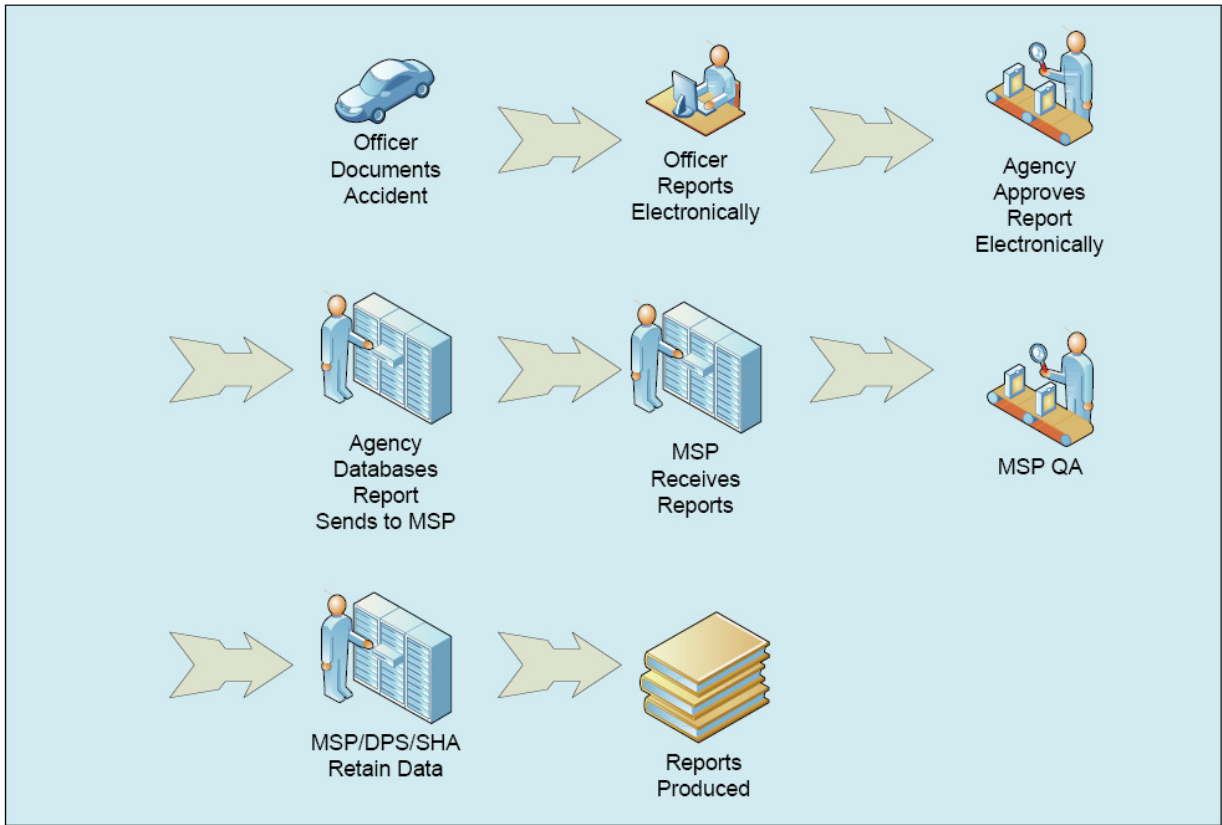
- **NCIC Training.** The Baltimore City Police Department (BPD) has inquired to MSP about web-based NCIC training, which they would like to partake in as soon as possible. BPD has been asking about this because they are deploying large amount of Pocket Cop devices and officers need training in order to work the devices. MSP reported in May that they expected a rollout for online trainings in July and the panel requested an update from MSP.
- **Traffic Fatalities.** MSP was asked to show how the process of accident reporting works; in terms of a step-by-step breakdown of how a report goes from MSP to SHA. The diagrams below illustrate the process flows.

It was mentioned at the most recent SHA Stat that MSP and SHA collaborated on drafting regulations to impose a timeline on local jurisdiction reporting of traffic fatalities. Also seen below is data highlighting lag times for highway data reporting in every jurisdiction for 2010. As indicated, there seems to be a significant delay from when MSP receives the reports to when they pass along the data to SHA; especially in several smaller counties. It should be noted that it was mentioned at the most recent SHA Stat that MSP and SHA have collaborated on drafting regulations to impose a timeline on local jurisdiction reporting of traffic fatalities. During the Stat, MSP provided a demo of the ACRS system and they hope to be fully operational within the next two years.

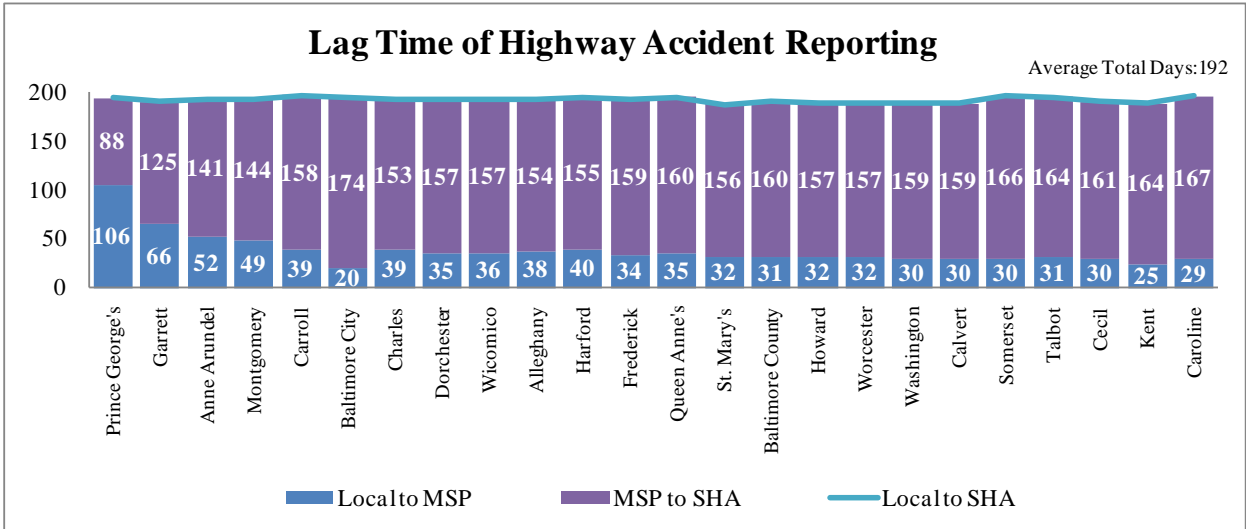
Accident Report Workflow Diagram



Accident Report Workflow Diagram End-to-End Electronic



Lag Time of Highway Accident Reporting



Warrants

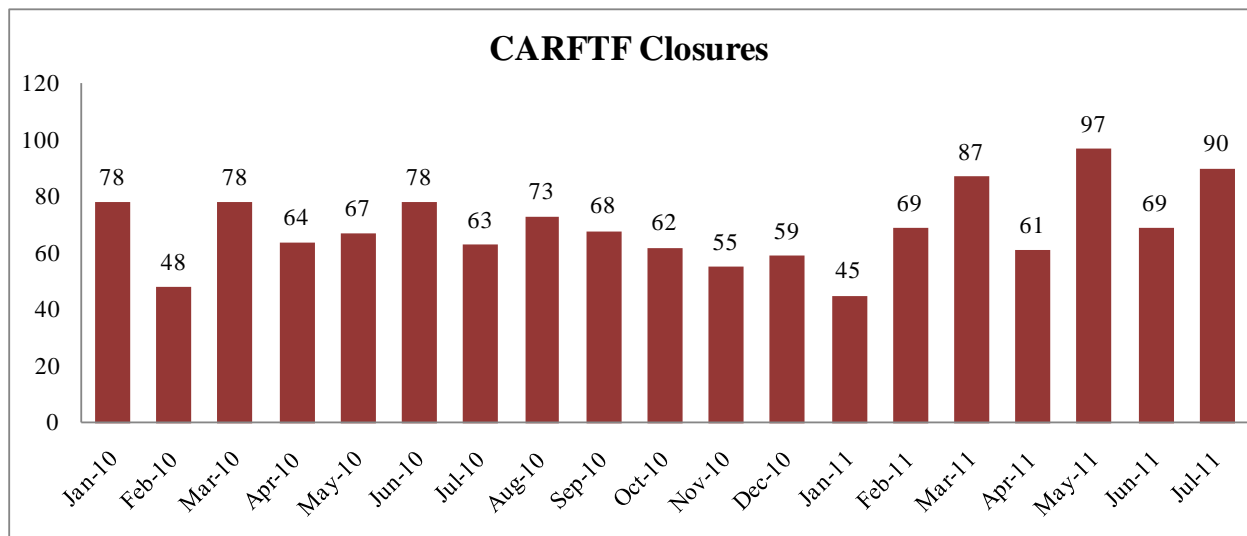
- **CARFTF Warrant Service** (GDU Goal Item IV). The charts below highlight warrant service efforts by the MSP team on the Prince George's County CARFTF task force through July of 2011.

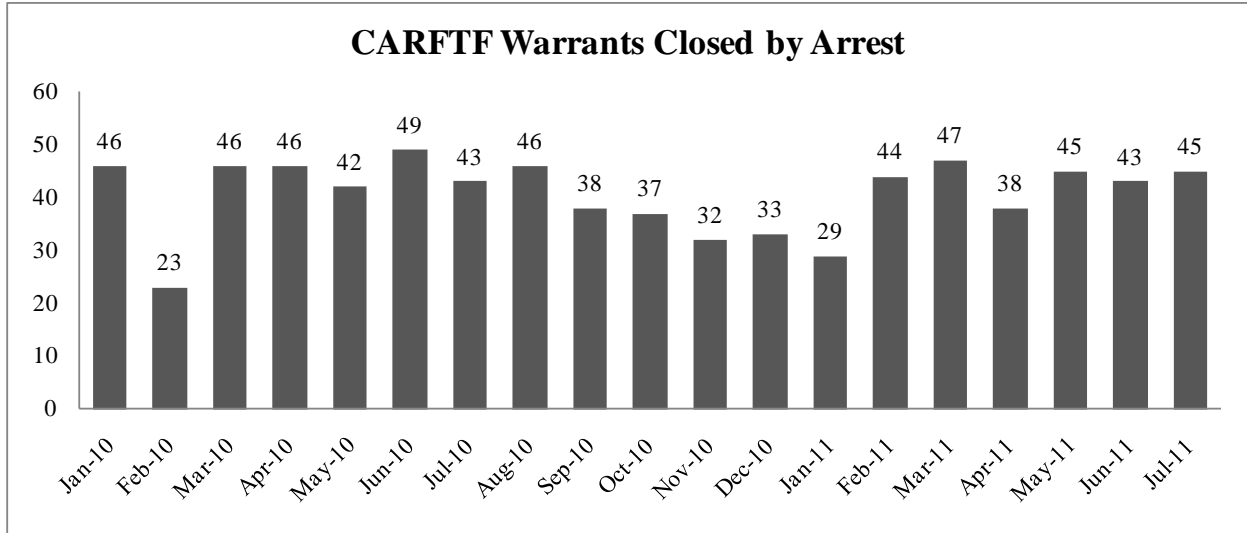
MSP, at the previous Stat, was advised to speak with MPD and DC police about the possibility of reallocating resources for CARFTF and shifting personnel to Prince George's County.

MSP reports that Lieutenant Colonel Pallozzi has spoken with Chief Inspector Fernandez of the USMS about the assignments within the CARFTF. The Task Force is led by the US Marshals and they decide where task force officers (police officers) are assigned. CI Fernandez stated that he is adding an additional MPD task force officer to Prince George's County beginning the week of August 8th.

MSP CARFTF - 7 Total - 5 MSP - 1 MPD-1 PGC	Jan-11	Feb-11	Mar-11	Apr-11	May-11	Jun-11	Jul-11
Number of Open Warrants Beginning of the Month	138	165	164	137	166	173	171
Number of New Warrants	72	68	60	90	104	67	58
Number of Warrants Closed	45	69	87	61	97	69	90
Number of Warrants Closed by Arrest	29	44	47	38	45	43	45
Number of Open Warrants End of the Month	165	164	137	166	173	171	139

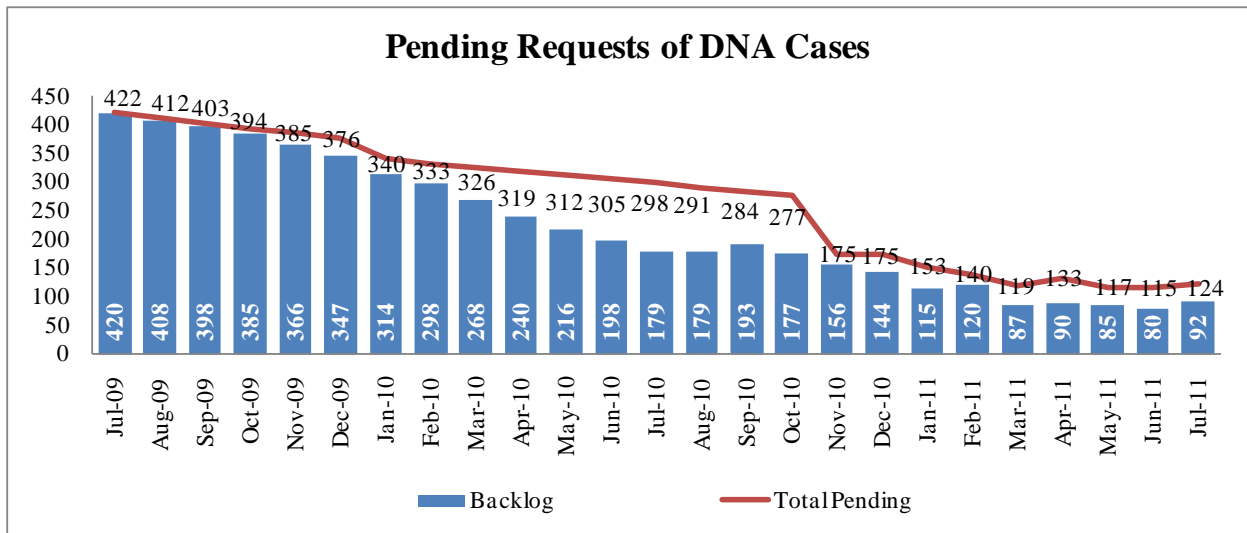
MSP CARFTF VPI Activity	Jan-11	Feb-11	Mar-11	Apr-11	May-11	Jun-11	Jul-11
Number of Open VPI Warrants Beginning of the Month	8	10	9	7	7	7	7
Number of New VPI Warrants	2	3	0	0	2	0	1
Number of VPI Warrants Closed	0	4	2	0	2	0	2
Number of VPI Warrants Closed by Arrest	0	0	0	0	1	0	1
Number of Open VPI Warrants End of the Month	10	9	7	7	7	7	6





DNA

- MSP DNA Casework- Pending Requests** (GDU Goal Item IV). The following chart shows the DNA casework pending analysis by MSP. Backlog is now defined as cases pending minus cases received that month (cases under 30/31 days). Previously, MSP stated that they had a goal of Total Pending cases eventually being below 100 by the end of FY11. MSP will be receiving accreditation for DNA lab work in the coming weeks.



Miscellaneous

- **Police Reports.** At a recent DJS Stat, DJS was asked to provide data showing how long it is taking MSP to provide police reports to DJS in a timely manner in all jurisdictions. The data that DJS submitted is shown below. DJS is required to make a decision on a case within 30 days of receipt of a police report. Any delays that DJS encounters in receiving a report causes issues when it comes to holding youth accountable for their actions. MSP was asked to look into this data and provide an update at the next meeting.

Maryland State Police Complaints, and Days to DJS Referral						
Region	FY11 Q1		FY11 Q2		FY11Q3	
	Complaints	Avg Days	Complaints	Avg Days	Complaints	Avg Days
Baltimore City	112	41	43	18	38	24
Central	155	33	97	26	154	27
Eastern Shore	157	27	113	38	100	32
Metro	53	26	31	34	85	35
Southern	59	23	77	22	114	24
Western	107	29	77	30	83	27