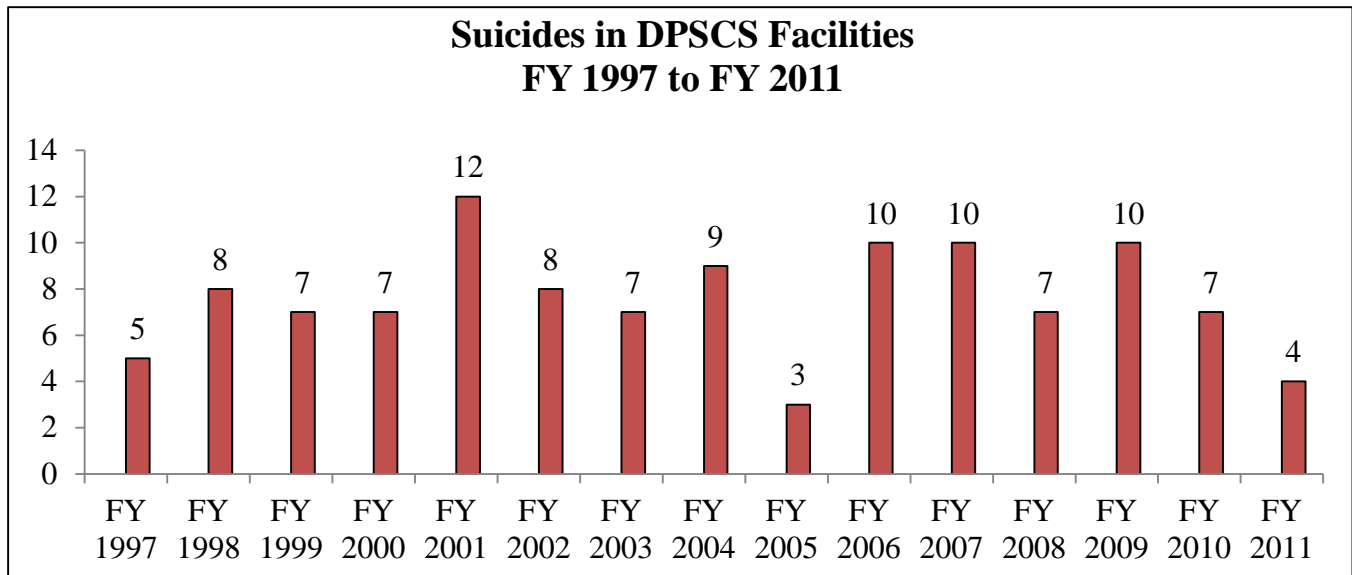


Meeting Summary

Following is a summary of issues discussed at the DOC StateStat meeting, held on August 11, 2011. Analysis is provided by StateStat.

- **Suicides in DPSCS Facilities.** The number of suicides within the Department for FY 2011 was incorrectly reported as zero when the correct number was four, all of which occurred in September 2010. Two suicides occurred within DPDS and two occurred within the DOC. This error occurred as a result of inaccurate internal communication regarding calendar year vs. fiscal year. The agency reports that this problem has been resolved with the appropriate staff to ensure accuracy in data reporting. The Department reports that it is committed to the continued utilization of initiatives such as inmate suicide observers, mental health screenings and assessments, and training of correctional staff to further reduce the number of suicides within the Department. The chart below illustrates suicides in DPSCS facilities starting in FY 1997 when the agency began reporting the data.

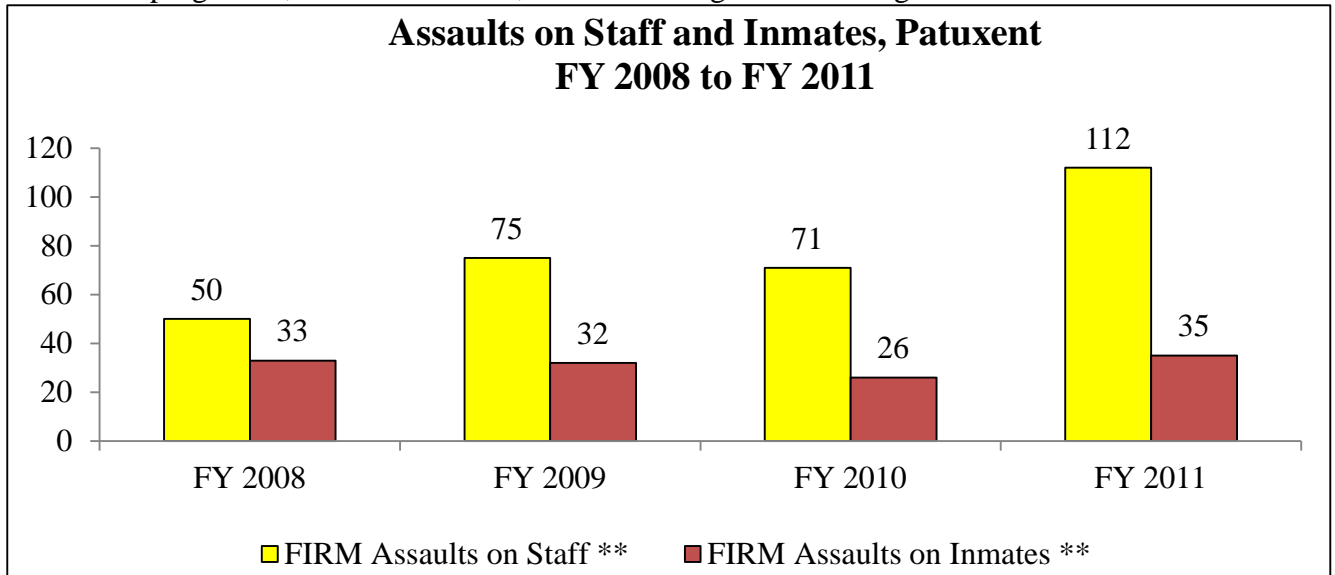


Safety

- **Increase in Assaults.** At the previous DOC StateStat meeting Dr. Nero of Patuxent explained that the increase in assaults on staff at Patuxent was primarily driven by increases in Less Serious Physical Assaults and Bodily Fluid Assaults. Patuxent staff conducted an analysis to determine the causes of this increase; the results are in the table below. The largest proportion of assaults was committed by inmates in mental health units. The agency associated three primary drivers with the increases in assaults on staff:
 - 1) Interactive effect of a serious mental illness (Bipolar Disorder, Schizophrenia, Schizoaffective Disorder, Major Depression etc.) and a severe personality disorder. The most common personality disorder that interacts with the SMI resulting in the assaultive behavior is Antisocial Personality Disorder or Borderline Personality Disorder.
 - 2) A few inmates are responsible for many of the incidents. For example: three mental health inmates account for 52 percent of all Bodily Fluid Assaults, and two mental health inmates account for 42 percent of Less Serious Physical Assaults by mental health inmates. Within the general population, the loading effect reveals that 43 percent of assaults were committed

by five inmates. Additionally, certain officers were victims of bodily fluid assaults more than others.

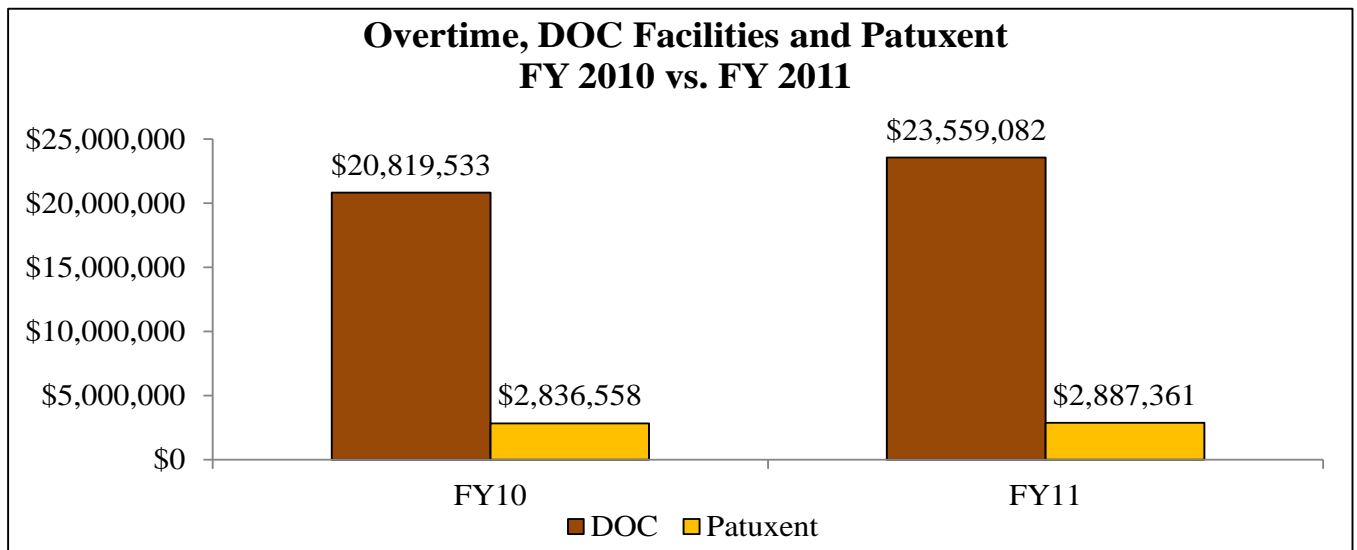
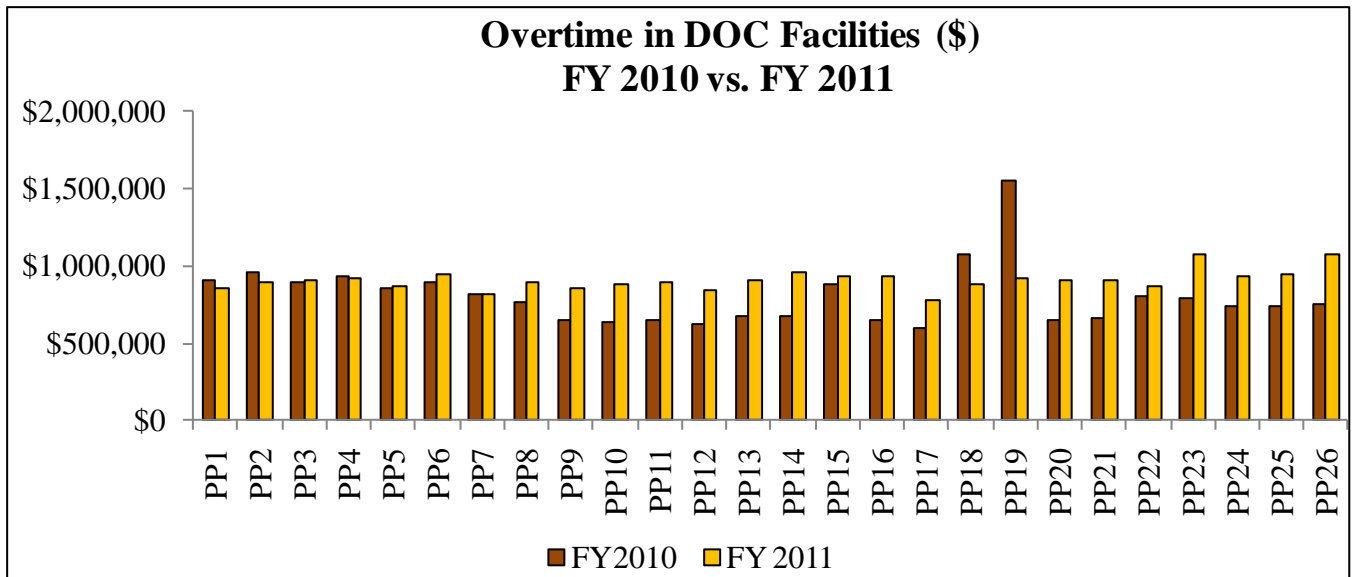
- 3) A 5 percent increase in the average daily population between FY 2010 and FY 2011.
 - o The agency reported that inmates are moved through different “levels” as their behavior progresses, from zero to five, with five being the ultimate goal.



Analysis of Assaults on Staff at Patuxent, FY 2011	
Less Serious and Bodily Fluid Assault data	
70 percent	occurred by inmates housed in the Correctional Mental Health Unit
30 percent	inmates on Disciplinary Segregation or within the General Population.
Less Serious Physical Assault data	
43 percent	committed by inmates in Correctional Mental Health Center-Jessup (CMHC-J)
16 percent	by inmates in Disciplinary Segregation
41 percent	committed by inmates in General Population.
Bodily Fluid Assault data	
98 percent	committed by inmates housed in the Correctional Mental Health Unit.

Overtime

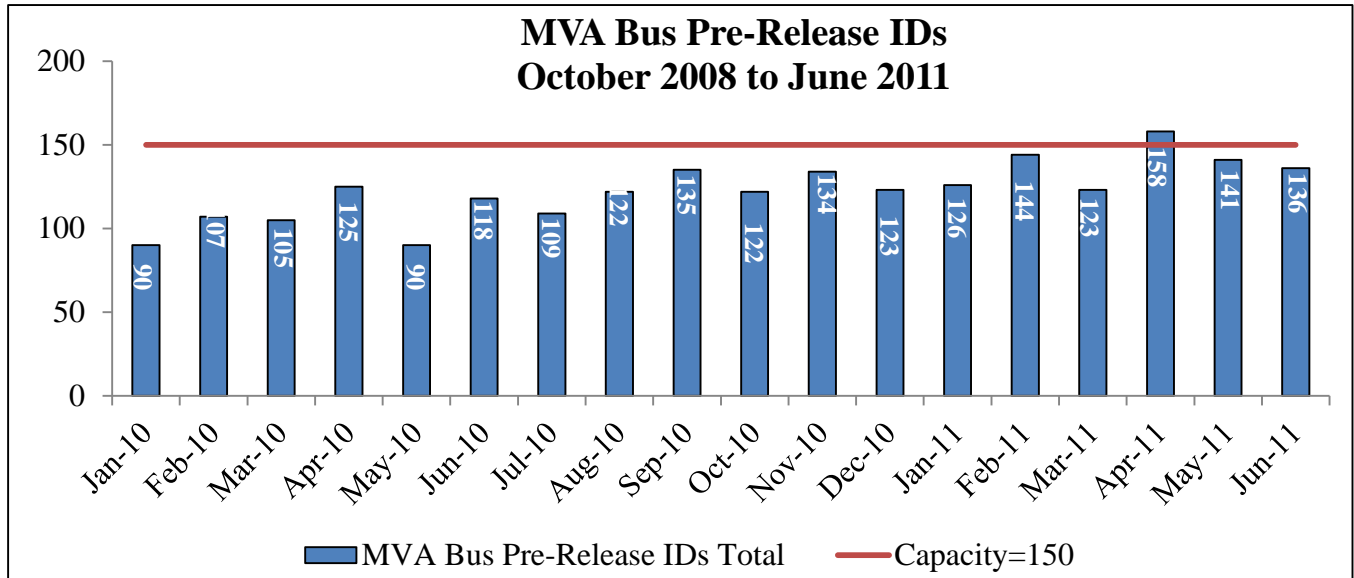
- **FY 2011 vs. FY 2010.** For most months in FY 2011, overtime dollars were higher than FY 2010 levels. FY 2011 overtime in DOC facilities surpassed FY 2010 levels by 13 percent; overtime in Patuxent surpassed FY 2010 levels in that facility as well.
 - o Some of this overtime was predicted in the budget. Some is related to FMLA, state sick leave policies, and leave without pay. The agency will provide a report of projected overtime and its economic impact for the next DOC StateStat meeting.



Inmate IDs

- **MVA Bus.** DOC scheduled 78 inmates for the August 5th MVA bus, which was parked on Forest Street near Metropolitan Transition Center (MTC) and Maryland Reception, Diagnostic and Classification Center (MRDCC). The agency was able to exceed its goal of sending 70 inmates to the bus because a large number had already been screened for the canceled July bus visits. Of the 78 scheduled inmates, 61 inmates received IDs, and 17 were not processed as shown in the shaded portion of the table below. An additional four inmates from MTC who had not been scheduled but whose documents were in order received IDs, for a total of 65. All three buses are scheduled to deploy again in August. As discussed previously, 14 IDs were processed in July before the generator shut down. The September bus is scheduled to be diverted from MTC in Baltimore to MCTC in Hagerstown.
 - MVA and DOC staff is meeting the week of August 15th to discuss the technical aspects of installing an MVA workstation in Hagerstown.

August 5th MVA Bus Results	
scheduled	78
processed, IDs issued	61
not scheduled, processed, IDs issued	4
documents did not match	4
transferred	5
disciplinary segregation	2
sick	1
released	1
refused to go to bus (said they had a driver's license at home)	3
refused the ID at the bus	1



- Random Sample.** From a random sample of 100 DOC-sentenced inmates released in May 2011, 67 were released from DOC-operated facilities and were released under either mandatory supervision release, expiration of sentence, or parole. Only inmates who are released from DOC-managed facilities by parole, expiration, and MSR are eligible for the Inmate ID program. Of those 67, 14 were released with MVA IDs.

Random Sample	
N	100
MSR, expiration of sentence, parole	67
Released with MVA IDs	14

- MVA Post-Release IDs.** If an inmate is released without an MVA ID, the hope is that an inmate will use his or her Social Security card and Birth Certificate to obtain an MVA ID after release. The number of inmates doing so has declined in recent months, as shown in the chart below.

MVA Post-Release IDs October 2008 to June 2011

