

Meeting Summary

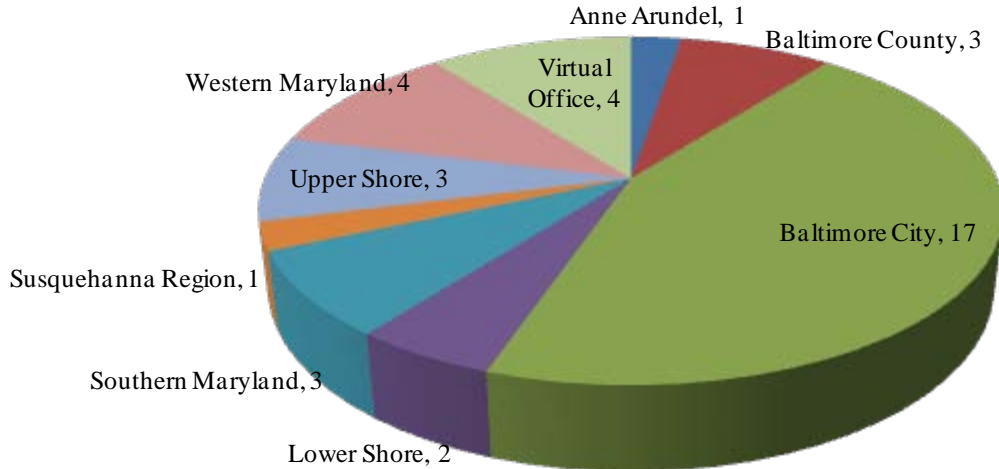
Following is a summary of issues discussed at the DOC and DLLR Stat, held on September 1, 2011. Analysis is provided by StateStat.

Correctional Education

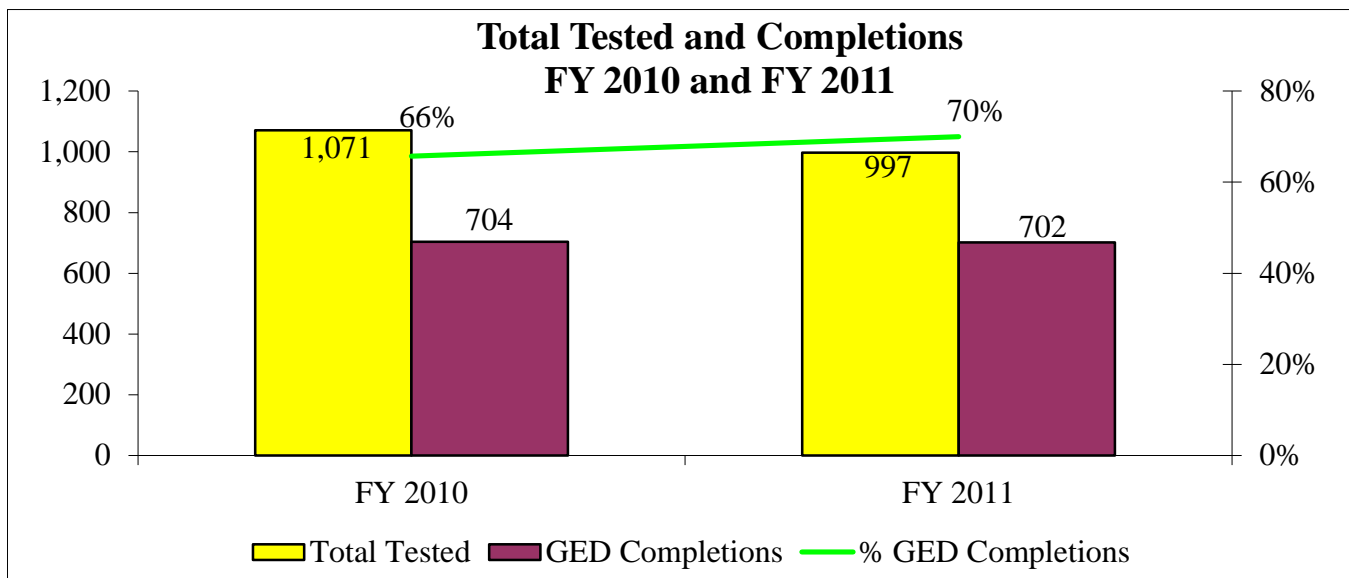

- **Long-Term Leave.** In the past six months two occupational teachers have been out on long-term leave (at MCTC and OSTC), resulting in a decrease in enrollment. Two academic teachers were on long-term leave at RCI, causing a decrease in enrollment. The panel requested an estimate of how much a substitute teacher would cost the state. Substitute teachers would help to avoid such disruptions in classes. The rates would be true for occupational, transitional, and academic teachers, although occupational instructor substitutes would be hard to locate as each would need to be proficient in the field. DOC would have to approve each substitute before he or she would be allowed in the institutions.
 - The rate of pay for a contractual position is \$27.75 per hour, which includes FICA and Indirect costs.
 - The cost per day is \$222, per week is \$1110, per four weeks is \$4440, and per twelve weeks is \$13,320.
- **Inmates Released and Enrolled in MWE.** Of the sample of 100 inmates released in May, 22 did not have Social Security numbers and therefore could not be matched against the MWE records. Of the remaining 78 released inmates, 38 received services at the one stops. The majority of the 38 received services in Baltimore City, and the second highest proportion was served through the Virtual Office. Forty of the released inmates have not accessed the one stop system. These proportions are similar to those seen in the sample of 1,023 inmates, discussed at the previous Correctional Education StateStat session.

Released Inmates Enrolled and Not Enrolled in MWE	
Inmates enrolled in the MWE	38
Inmates not enrolled	40
Inmates with no SS number provided	22
Original list	100

**Inmates Released in May and Enrolled in MWE
(38 of 100)**

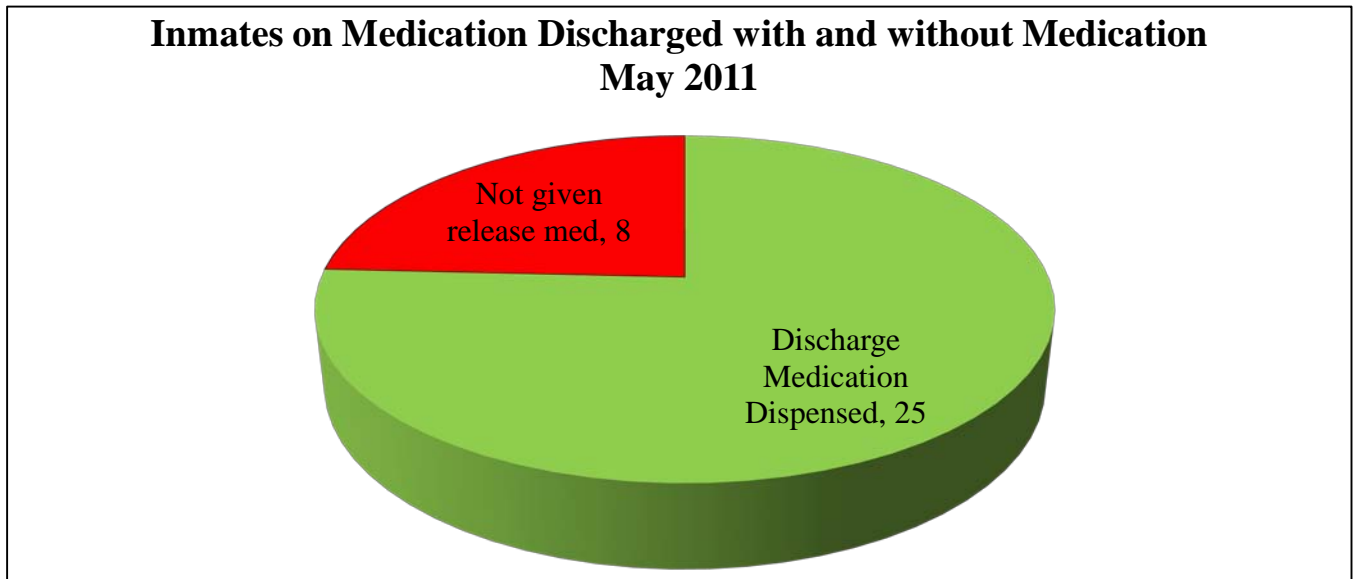


- GED Testing and Completions.** In FY 2011, 70 percent of inmates who took the GED test completed the course. This is an improvement over the 66 percent reported in FY 2010, as shown in the second chart below.



Inmate Health Care

- **Continuity of Care.** Of the 100 inmate sample selected by DOC, 33 were on medication. Of the 33, 25 (75 percent) were discharged with a 30-day supply of medication, as mandated in the Department's release policy. Further, 41 inmates were released with a continuity of care plan, which is also mandated in the release policy.
 - The agency reported that three of the inmates were court-ordered for release; DOC is looking into the data to see whether protocol was followed.



Overtime

- **Projected Overtime.** FY 2011 overtime in DOC facilities and Patuxent surpassed FY 2010 levels, as discussed at the previous DOC Stat. Based upon four pay periods of overtime for FY 2012, the DOC projects FY 2012 overtime expenditures to be \$30.5 million as shown in the chart below. This is an increase of \$6.6 million over FY 2011 actual expenditures. The drivers of this increase are attributed to increases of sick leave usage, FMLA usage, LWOP (leave without pay) usage and the consolidation of the Central Transportation Unit under the responsibility of DOC, estimating approximately \$1.2 million. Patuxent Institution is projecting estimated overtime expenditures for FY 2012 in the amount of \$2.9 million which is equal to the FY 2011 actual overtime expenditures. Based upon the FY 2012 appropriation for these two divisions, it is currently estimated that a deficiency request for each of these divisions will respectively be \$9.8 million and \$100,000, resulting in a total deficiency of \$9.9 million. The agency is working with the Department of Budget and Management (DBM) to see whether these issues can be pinpointed and resolved.

**Overtime, DOC Facilities and Patuxent
FY 11 and FY 12**

