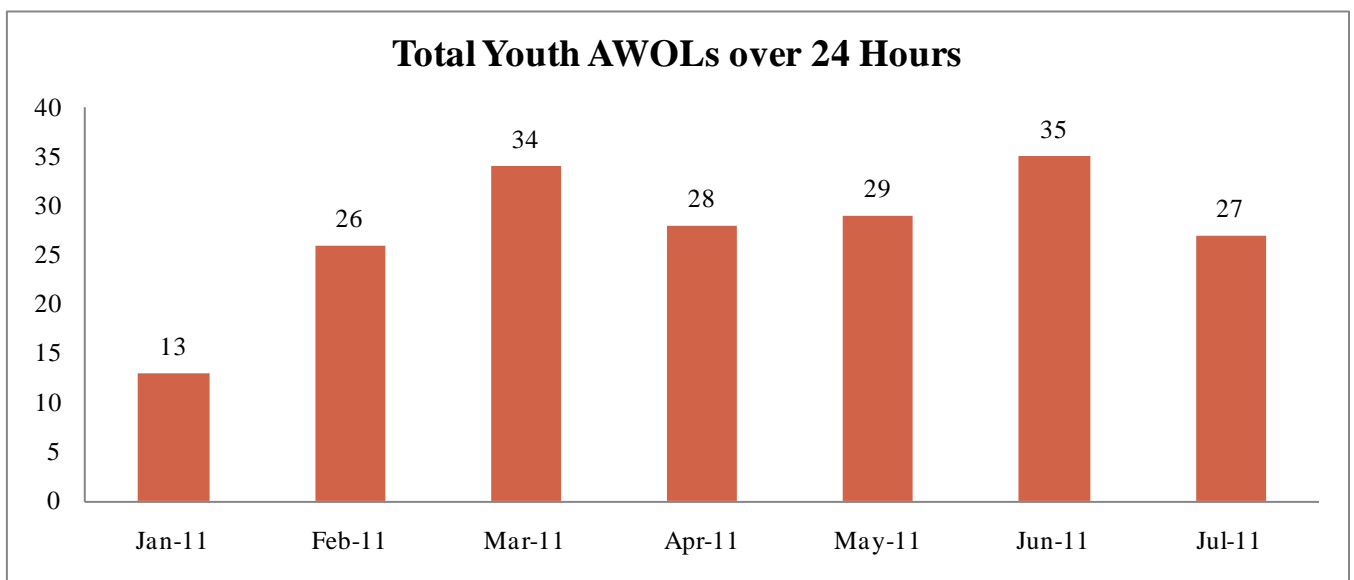
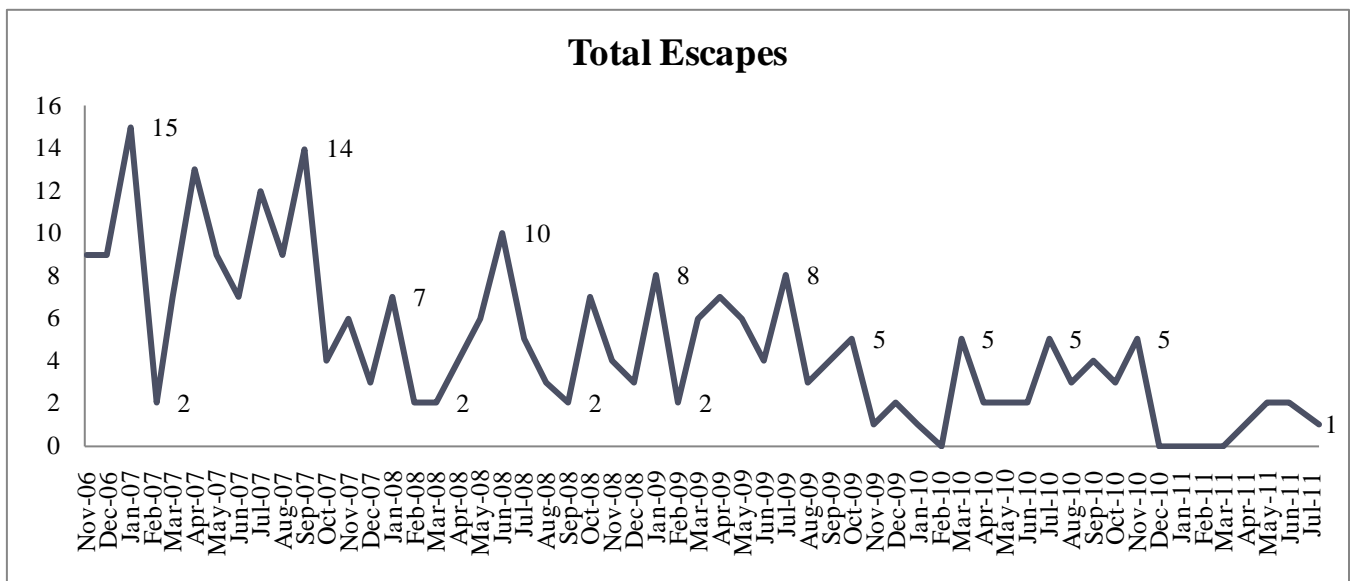


Meeting Summary

Following is a summary of issues discussed at the DJS Stat on September 9, 2011. Analysis is provided by StateStat and the Governor’s Delivery Unit (GDU).

Follow-Up

- AWOL Youth.** DJS recently began to track in the template when youth have absconded for over 24 hours (shown below). As indicated, this rate has increased gradually since the beginning of the year. DJS stated that Escaped youth are respondents staying in secure facilities and the youth centers. DJS also reported that as far as the rates go for Total Youth AWOL over 24 Hours, DJS stated that the missing youths are all from private providers except for one.



- **Case Review Update.** Based on the case review that was done at the previous, DJS was asked to provide an update on their work with CMET and discuss whether the youth and/or his family had any Social Services contact.

As for DSS contact, other than an adoption through DSS in 1999, the youth had no further involvement.

- **Waxter Follow-Up.** DJS was asked to submit a list of the outside groups working with the girls in Waxter currently. The programs are listed below. DJS stated that they are still working on the behavioral management plan for the facility.

Class Acts Arts	Youth Art Reach programming consists of visual, literary, and performing arts and includes but may not be limited to; storytelling, poetry, drumming, dance, mask making, book making, portrait painting, drawings and murals. Youth receive two hours of programming each week; one hour on the weekend and one hour during the week on Wednesdays.
Narcotics Anonymous	Second Thursday of each Month for one hour.
St. Paul's Church	Faith based programming with concurrent secular activity. Second Sunday of each month for one hour.
Cornerstone Church	Faith based programming with concurrent secular activity. Third Sunday of each month for one hour.
Girl's Circle	Adolescent girls support group that focuses on increasing connections, building strengths and developing resiliency through improving social support, body image, and self-efficacy. Each Tuesday for one hour co-facilitated by T. Lyles and M. Waudby, UMD Innovations
Girl's Scouts	The Girl Scout Leadership Development program is made available to at-risk girls who are in some way impacted by the judicial system. These girls are daughters of incarcerated women or are teenage girls and young women who are in State detention centers. GSCM works with three Maryland Corrections facilities: Maryland Correctional Institute for Women (MCIW), Baltimore Pre-Release Unit for Women (BPRW) and the Waxter Center, a juvenile detention center. Workshops and programs include: parenting skills, creating a resume and job interview preparation. Girls also enhance their skills—academic and social—through a variety of programs, speakers and workshops that are provided in the institutions by Girl Scout volunteers, staff and special guests during their bi-weekly Girl Scout Troop meetings. The key component of the programs at MCIW and BPRW is allowing girls and mothers to bond and continue to build their relationships. By doing so, the anticipated outcome is that girls will have more confidence and feel supported enough to avoid situations that could get them in trouble with the law. Each Monday for 90 minutes.
New Creative Book Club	Literary programming with a focus on storytelling, composition and book making. Each Saturday for two hours.
Foster-Grandparents Program	A DJS sponsored program that fosters social connection and support for youth. Monday – Thursday each week; six hours per day.
MICA Project	Sponsored by the Maryland Institute College of Arts; students partner with the youth for six weeks during the spring semester that focuses on photography and awareness of visual artistry. The program culminates in a public Art Exhibit where the youth are able to display and sale their artwork. All proceeds go to the youth artist. Every Friday for six weeks the students work with the youth during two hour sessions.

Case Review

- Periodically, DJS and StateStat review cases at the meetings as a quality assurance measure. DJS reports changes they have made in their protocols based on the reviews. At this meeting, DJS reviewed the case of a youth who was killed while under DJS supervision. DJS reported that the supervision on this case was excellent; however the respondent was AWOL at the time of the incident. DJS will have some follow-up updates on this matter at the next meeting.

Placements

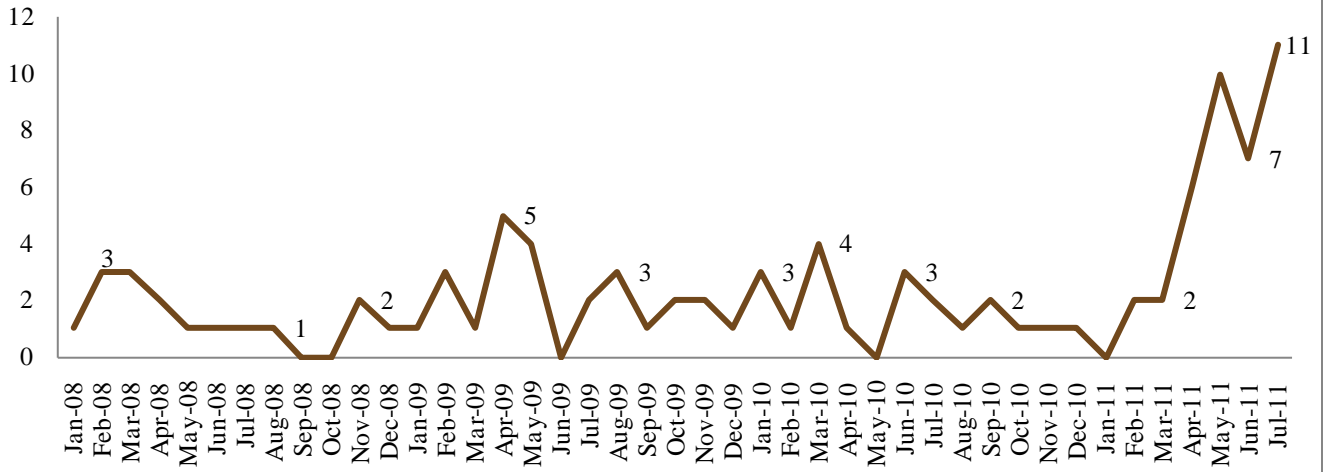
- Charges Obtained While in Placement.** A common theme that has been discussed at various StateStat sessions is the fact that several youth have had charges either resolved at intake or dismissed in court because the respondents were under DJS supervision at the time of the incident. DJS was asked to provide data showing new complaints obtained by youth, while in placement, during FY11. The data is in the table below. DJS stated that they were surprised by the lack of felonies while in placement but they will work with the courts to see what can be done to address the high rates of Disapproved/Resolved decisions.

Youth Admitted to Out of Home Placement in FY2011, with New Complaints During Placement.							
Placement Type	Intake Decision	Percent	Total	Felony	Misde-meanor	VOP	Other*
All Offenses	Total	100%	1400	41	1114	210	26
	Disapproved/Resolved	57%	803	1	785	0	17
	Informal	2%	21	1	4	3	4
	Formal	41%	576	39	325	207	5
Pre-Disposition Detention	Total	100%	588	13	384	191	0
	Disapproved/Resolved	48%	282	0	282	0	0
	Informal	0%	1	0	1	0	0
	Formal	52%	305	13	101	191	0
Pending Placement	Total	100%	518	6	504	14	4
	Disapproved/Resolved	77%	398	1	397	0	0
	Informal	0%	0	1	2	3	4
	Formal	23%	120	4	105	11	0
Committed Placements	Total	100%	294	22	226	5	22
	Disapproved/Resolved	42%	123	0	106	0	17
	Informal	7%	20	0	1	0	0
	Formal	51%	151	22	119	5	5

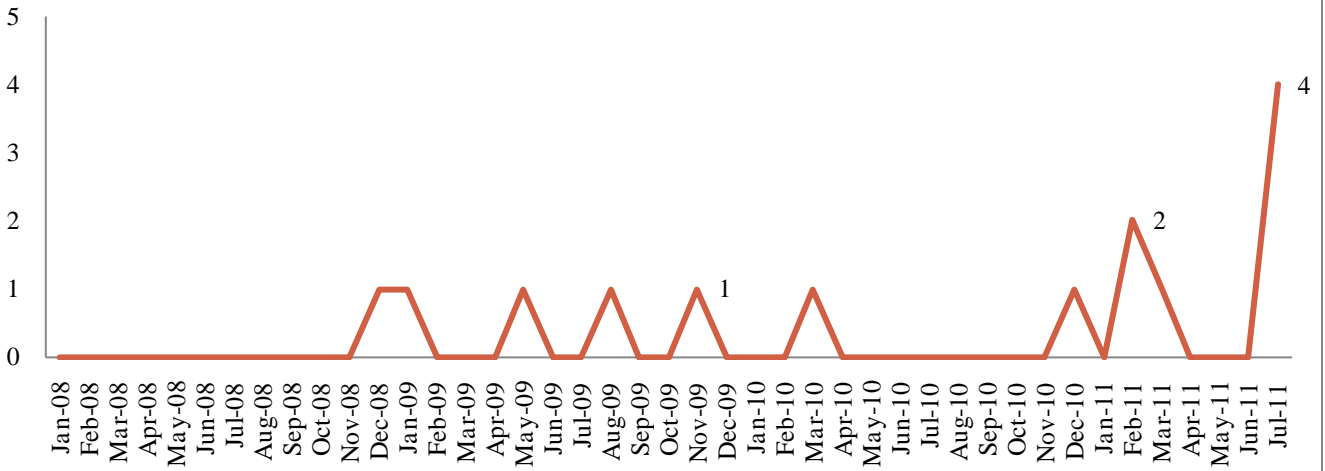
* Other charges include citations, CINS, alcohol, tobacco, and traffic

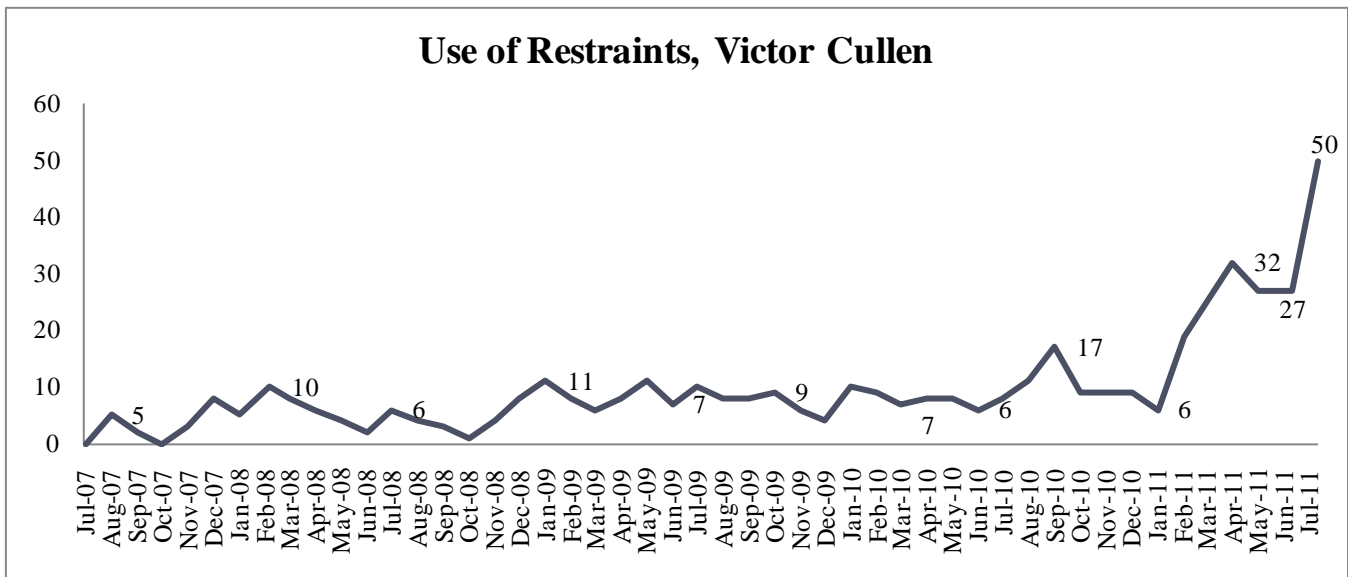
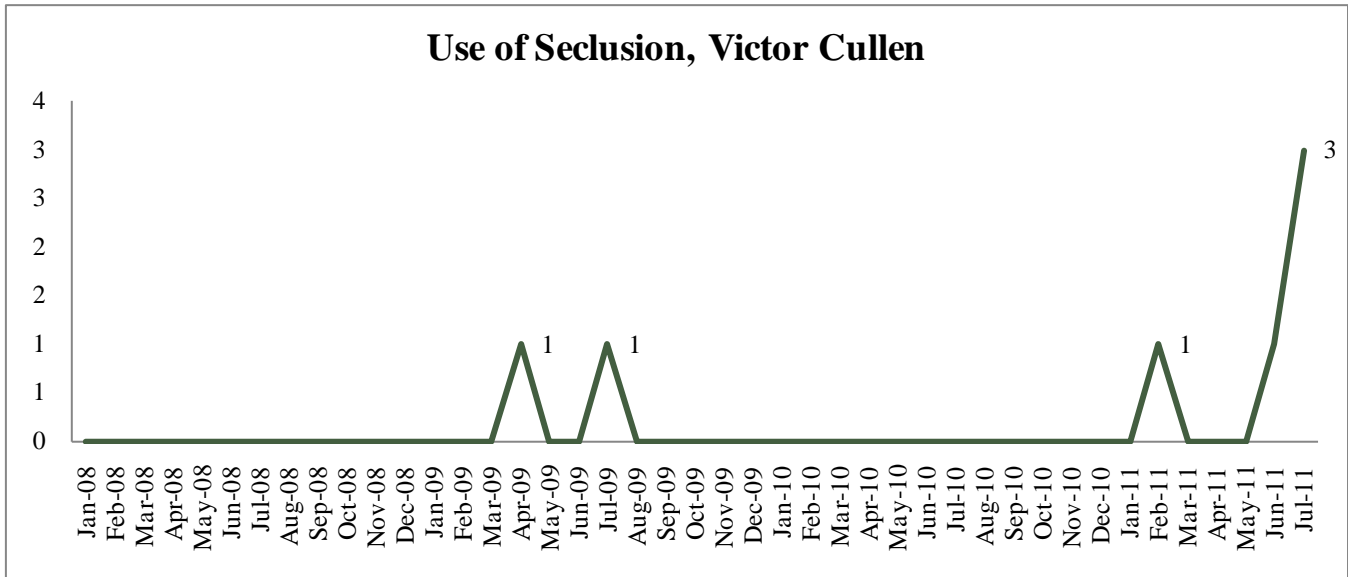
- Victor Cullen.** Concerns mentioned by the Juvenile Justice Monitoring Report (1st Quarter) allowed for discussions at recent Stat meetings about incident rates at Victor Cullen. There were spikes in incidents at the beginning of this calendar year but rates stabilized from March through June. However, in July, as indicated below, incident rates rose in Youth-on-Staff Assaults, Group Disturbances, Use of Seclusion, and Use of Restraints. DJS is working on a new management plan and the testing of the plan will be done at Victor Cullen. DJS stated that they are also working with staff by implementing additional training to handle, what DJS believes, the fact that more aggressive youth are being placed at the facility.

Youth-on-Staff Assaults, Victor Cullen

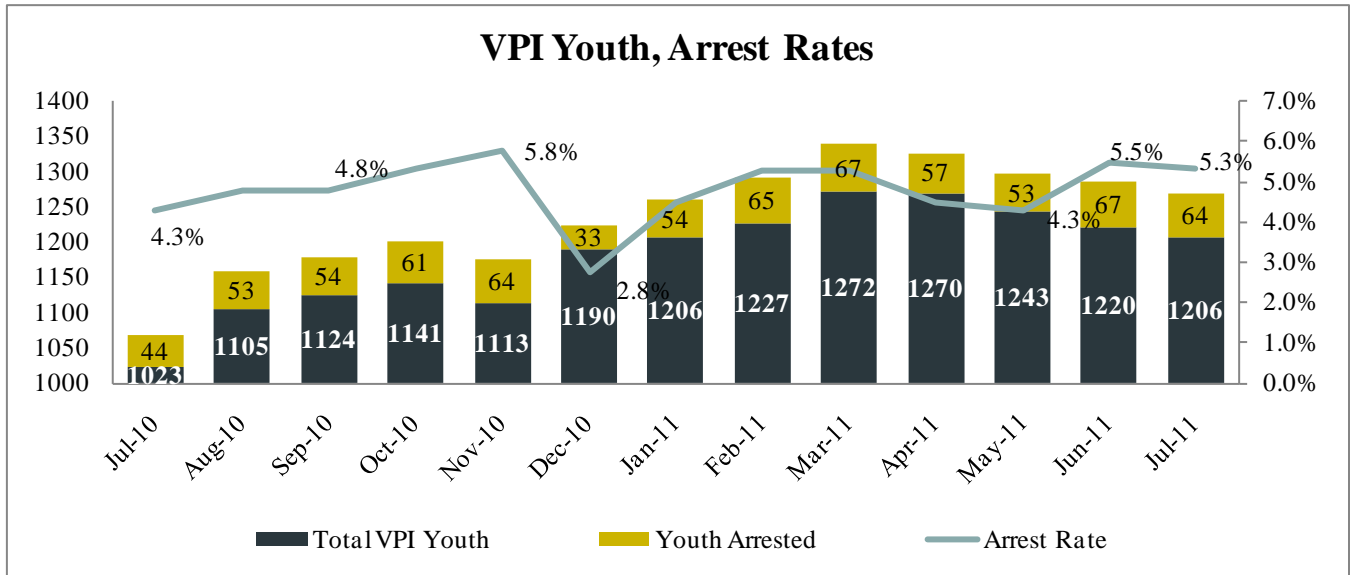


Group Disturbances, Victor Cullen





- Arrest Rates.** DJS has had a slight drop in the total amount of VPI youths over the last two months. However, from April to June of this year, the Arrest Rate has climbed upwards; as indicated in the chart below. DJS was asked to see if these arrests included Violations of Probation. Also, DJS stated that although the arrest rates went up slightly in June, they are starting to see less youth coming into the system overall.



Evidence Based Services

- Utilization.** (GDU Goal 5). The following chart details utilization of Evidence Based Services by DJS through July 5, 2011. The panel will note that utilization of active EBS slots is at **88.4 percent** (289 filled/327 total active slots). There had been a decline in June of % Filled of Active Slots but the number has increased through the end of July. DJS was asked to provide more updated information on slots at the next meeting.

Description	Total	MST	FFT	MTFC-A
# of Contracted Slots	375	105	268	2
# of Slots Offline [staff vacancies or slots not online]	48	0	48	0
# of Active Slots	327	105	220	2
% of Contracted Slots Available	87.2%	100.0%	82.1%	100.0%
# of Active Cases/Families	289	93	195	1
% Filled of Active Slots	88.4%	88.6%	88.6%	50.0%
# of Vacancies	40	12	27	1
# of Youths Pending Admission	32	8	24	0
# of Active Cases (including Youths Pending Admission)	321	101	219	1
Projected Increase in Utilization (if the youths pending admissions are admitted)	77.1%	96.2%	72.8%	50.0%
% of Contracted Slots Active	77.1%	88.6%	72.8%	50.0%
Total is as of August 1, 2011				

Personnel

- **Community Supervision OT.** The Overall Overtime Rate for Community Supervision increased by 17 percent from 5/3 to 5/17 (pay periods) and except for the Central Region, every region had a significant increase during this pay period. It should be noted that the overall rate is at its highest point since StateStat began tracking this data. The panel asked DJS to provide an update on why this rate has been increasing?

DJS reports that overtime accounts for 4 percent of hours worked by Community Supervision staff. Community Detention, which is a 24-7 operation, is the biggest driver. The City and Metro Region have the largest usage due to the volume of units on youth and tracking required. Recently, the unit has experienced new vacancies, which has caused more hours. DJS reports that there are 676 Community Supervision staff members that are cash overtime eligible. DJS will provide an update on impending hirings and when they believe that the rates of OT use will begin to decrease.

