

## Meeting Summary

Following is a summary of issues discussed at the MSP Stat on September 20, 2011. Analysis is provided by StateStat and the Governor's Delivery Unit (GDU).

### Follow Up

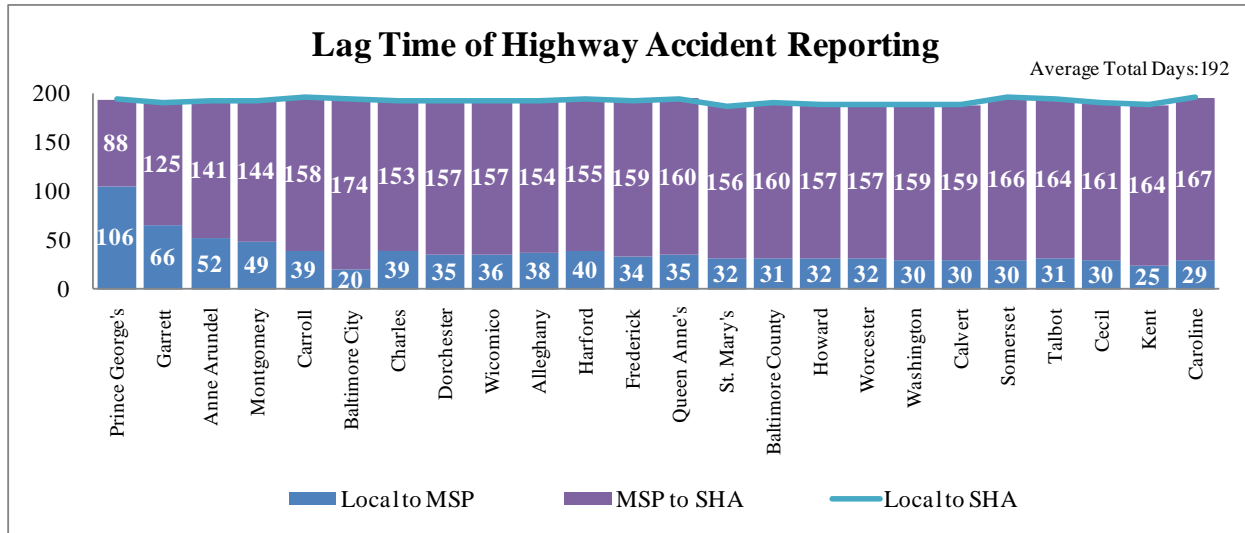
- **Automated Crash Reporting System (ACRS).** During the August MSP Stat meeting, the panel was given a demonstration of a preliminary version of the Automated Crash Reporting System (ACRS) that will now be used by MSP to input accident information. MSP was asked, as a follow-up, to provide a timetable for the ACRS project.

In their follow-up to StateStat, MSP reported that the ACRS project is managed by the MSP themselves; with support of the The Capital Wireless Information Net (CapWIN), and staffed by the University of Maryland Department of Civil and Environmental Engineering's Center for Advanced Transportation Technology. The timeline for the project is as follows:

- **Calendar Year 2011:**  
Complete technical development (Phase I)  
Test complete system in Beta
- **Calendar Year 2012:**  
Train and Deploy to Volunteer Agencies
- **Calendar Year 2013:**  
Terminate or Replace Paper Based Form

In a briefing with the Traffic Records Coordinating Committee Technical Council (TRCC), MSP announced that the ACRS component had been pushed to current E-TIX users, but was not enabled. Additional work to the ACRS system (Phase II) is required before the application can be enabled.

This schedule is dependent on the receipt of additional funding from the Federal Motor Carrier Safety Administration (FMCSA). As of this writing, this additional funding has not yet been approved. The delay in funding is likely to have an impact on the implementation schedule. A long-term budget for operations and maintenance of ACRS and E-TIX is also crucial to the success of the statewide deployment and implementation of electronic solutions for law enforcement collecting traffic safety data. An ACRS Task Force is being convened to address the need for a long-term strategic plan for traffic safety data collection.



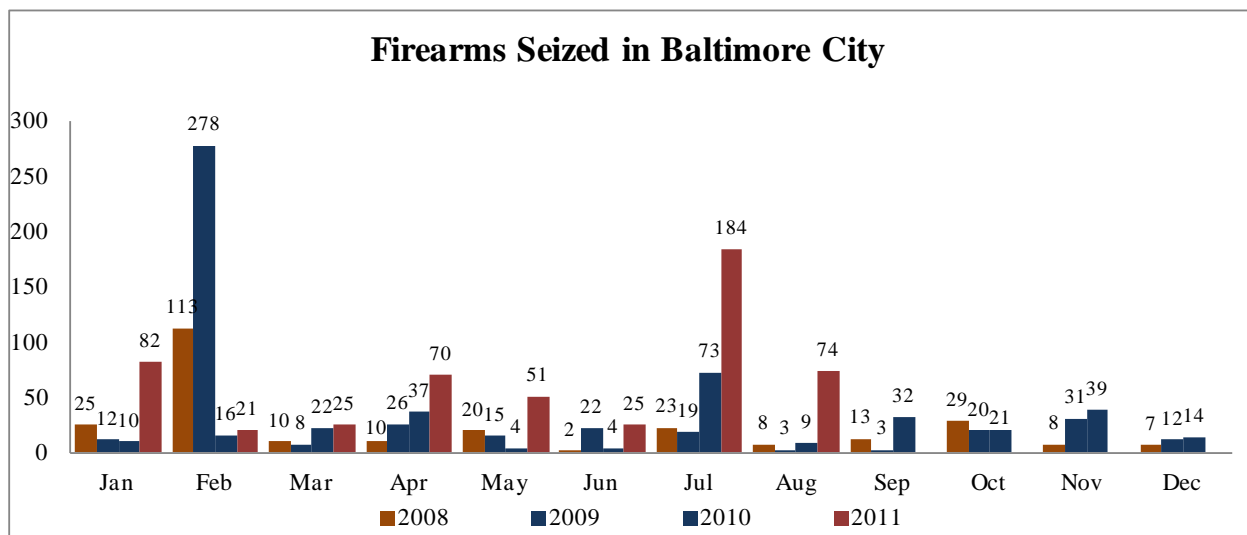
- Gang Elimination Task Force (Grants).** MSP has been asked periodically to provide updates on the implementation of the Gang Elimination Task Force. Recently, Edward Parker from GOCCP, met with MSP to develop an action plan for the grant. As a result of this meeting, MSP will identify those states and cities that are committed to participating in the project as currently structured, identify the extent of their participation, and quantify any money that will not be spent as intended so that it can be re-programmed into analysts, MDTs, and other items. Based on MSP's statement of actions, the panel asked for an update MSP will provide an update at the next meeting of the states who have stated that they will participate in the task force.

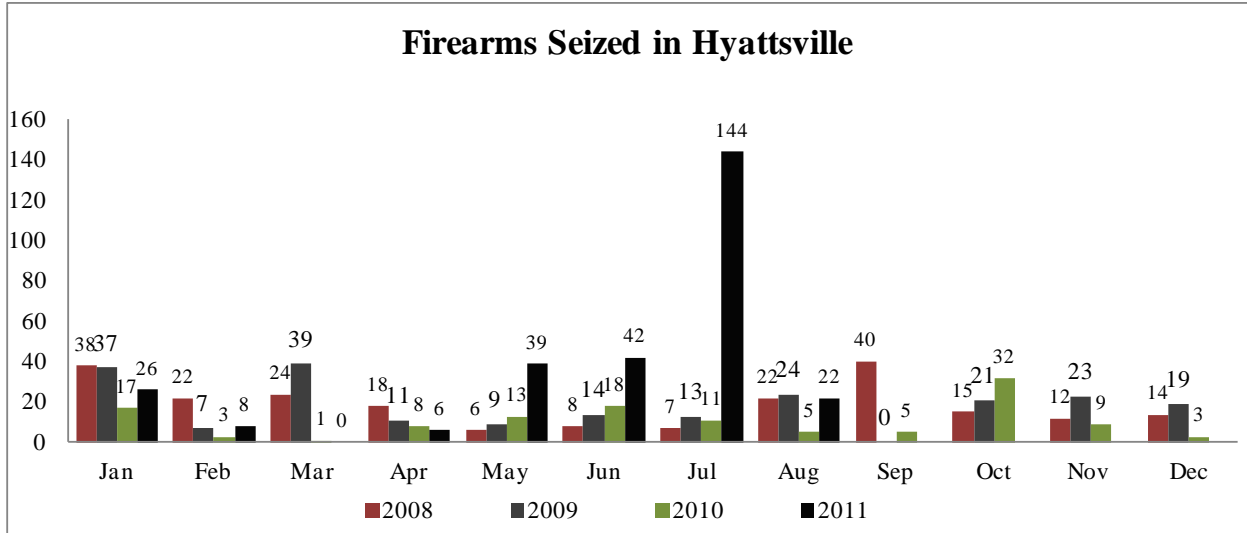
## Guns

- Firearm Task Forces (GDU Goal Item IV).** The following charts show monthly gun seizure efforts by the Baltimore and Hyattsville Firearm Task Forces, and the total amount of firearms seized, as well as search warrants and arrests from 2008 through August of 2011.

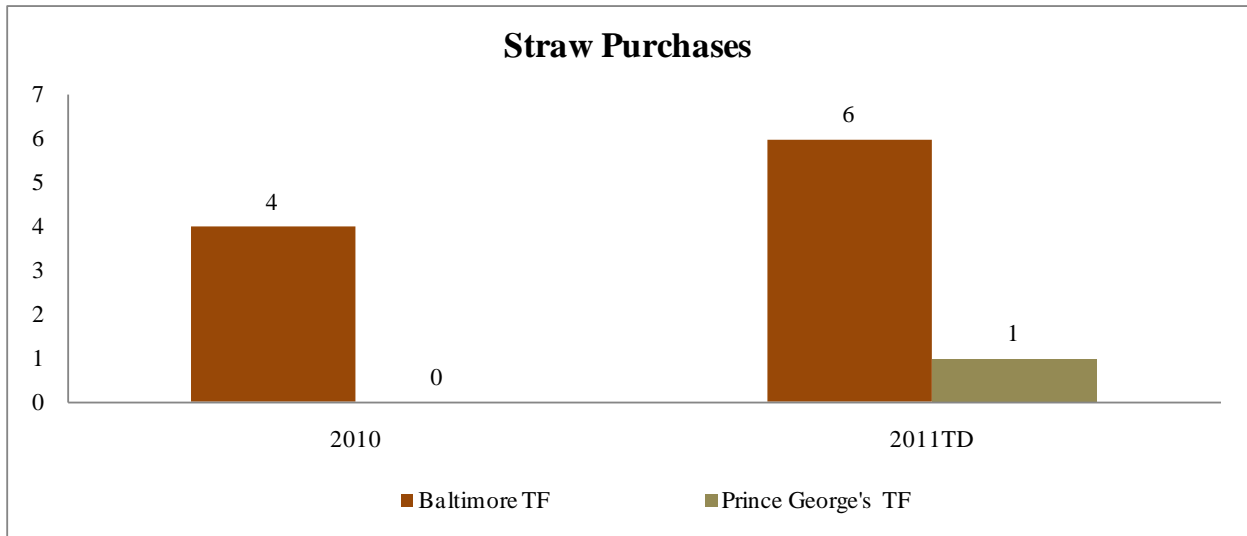
MSP has stated in previous Stats that they are continuing to develop a new firearms enforcement strategy. Also, MSP reiterated that the downward trend in 2010 for gun seizures is more a result of different reporting standards and a change in task force makeup (local vs. ATF), and not due to a reduction in work by MSP personnel. It should be noted that the 2011 Firearms data has already surpassed 2010 data significantly. MSP is ahead on all fronts in comparison to the previous year's total. MSP also reported that they will be working with Baltimore city to find a better way to track guns.

| <b>FIREARM TASK FORCES</b> |                 |         |                 |
|----------------------------|-----------------|---------|-----------------|
| <b>2011</b>                |                 |         |                 |
|                            | Search Warrants | Arrests | Firearms Seized |
| Baltimore                  | 38              | 47      | 532             |
| Hyattsville                | 29              | 39      | 287             |
| <b>Unit Totals</b>         | 67              | 86      | 819             |
| <b>2010</b>                |                 |         |                 |
| Baltimore                  | 30              | 37      | 281             |
| Hyattsville                | 42              | 26      | 125             |
| <b>Unit Totals</b>         | 72              | 63      | 406             |
| <b>2009</b>                |                 |         |                 |
| Baltimore                  | 89              | 40      | 449             |
| Hyattsville                | 38              | 77      | 217             |
| <b>Total</b>               | 127             | 117     | 666             |
| <b>2008</b>                |                 |         |                 |
| Baltimore                  | 60              | 41      | 268             |
| Hyattsville                | 73              | 96      | 226             |
| <b>Total</b>               | 133             | 137     | 494             |
| <b>Cumulative Totals</b>   |                 |         |                 |
| Baltimore                  | 217             | 165     | 1530            |
| Hyattsville                | 182             | 238     | 855             |
| <b>TFs Combined</b>        | 399             | 403     | 2385            |
| <i>As of 9/15/11</i>       |                 |         |                 |





- Straw Purchases.** MSP was asked at a previous Stat to provide data showing Straw Purchases in 2010 and 2011. The chart below shows that there was a significant drop in both Baltimore (city) and Prince George’s County in terms of purchases. The panel asked about ammo log legislation and MSP stated that they are working on the legislation; as well as a Gun Offender Registry.

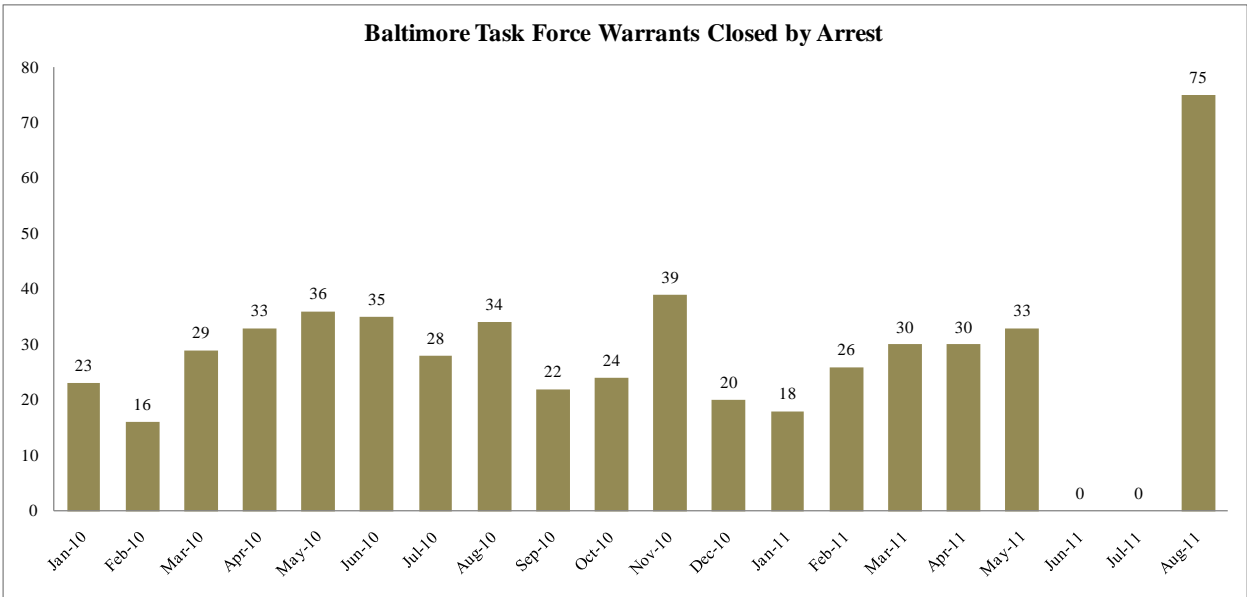
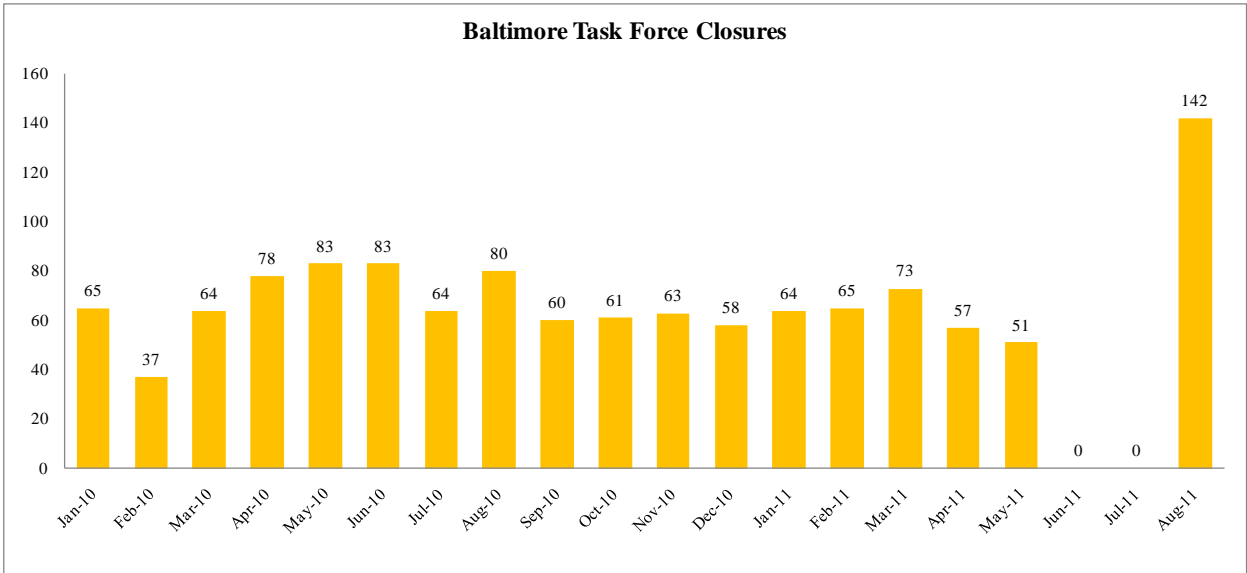


## Warrants

- CARFTF Warrant Service** (GDU Goal Item IV). The charts below highlight warrant service efforts by the MSP team on the Prince George’s County CARFTF enhanced warrant initiative task force through the end of August. MSP has asked for an extension on the initiative.

As a follow-up item from the previous Stat, MSP was asked to find out the amount of Prince George’s County warrants that are for VPI offenders. MSP reported back that of the 311





### Total Warrant Closures, Arrest Closures (CARFTE, CAT)

