

Meeting Summary

Following is a summary of issues discussed at the DJS Stat on September 23, 2011. Analysis is provided by StateStat and the Governor's Delivery Unit (GDU).

Follow-Up

- **Southern Maryland Facility.** The article excerpt below highlights a hearing in Waldorf, Maryland where many residents stated their dismay over building a detention facility in their area. DJS stated that they plan to have another hearing where they plan to speak about jobs as well as addressing specific concerns that came from the aforementioned hearing.

Waldorf Juvenile Detention Center? Not in Their Backyard!

La Plata, MD - 9/22/2011

By Andy Marquis (BayNet.com)

Things got very heated during a public meeting on the planned Juvenile detention facility on Wednesday night. The juvenile center is planned to be built in Waldorf, but Waldorf residents are not welcoming it with open arms. At times, the discussion got combative. Department of Juvenile Services plans to build the facility in Waldorf, near the White Oaks Community. That drew the ire of residents in the area, many of them saying they had no idea until they read about the proposal in the local media.


"Facilities are overcrowded," Keith Quaine of Waldorf said. "They know this, I know this. 3-5 of their inmates, sorry juveniles, escape every week. There is evidence to suggest that reports of aggression are under-reported. In 2011, there have been 57 assaults with injuries and 14 youth-on-staff assaults at Cheltenham alone.

"There are an increasing number of incidents, as high as 200%. How they manage children is not what I want 600 feet from my daughter or a half mile from my daughter's school. It takes hundreds of days for juveniles to go to trial. We don't need it here."

"You just made a powerful case that we need to have this facility," Sam Abed, Secretary of the Maryland Department of Juvenile Services, said.

"Not in Waldorf," Quaine replied.

- **Baltimore City School Summit.** DJS, along with other state entities, recently participated at a School Summit at Stuart Hill Elementary School in Baltimore. DJS was asked to provide to StateStat a follow-up as far as a plan that is being implemented based upon ideas that were discussed at the summit. DJS plans to work with Prince George's County on smoother transitions for youths into schools after placement. There have been problems moving transcripts between jurisdictions and DJS wants to make the transferring of records a more standardized process.
- **Salary Update.** It has been noted at previous Stat meetings that DJS staff, that are qualified for supervisory positions, refuse to move up in position based on the fact that they would no longer be eligible for overtime pay. DJS was asked to provide data showing the gap between a supervisor salary and how much an employee can make through overtime use. DJS stated they are working on metrics to see how they can equalize the pay scale.



Case Review

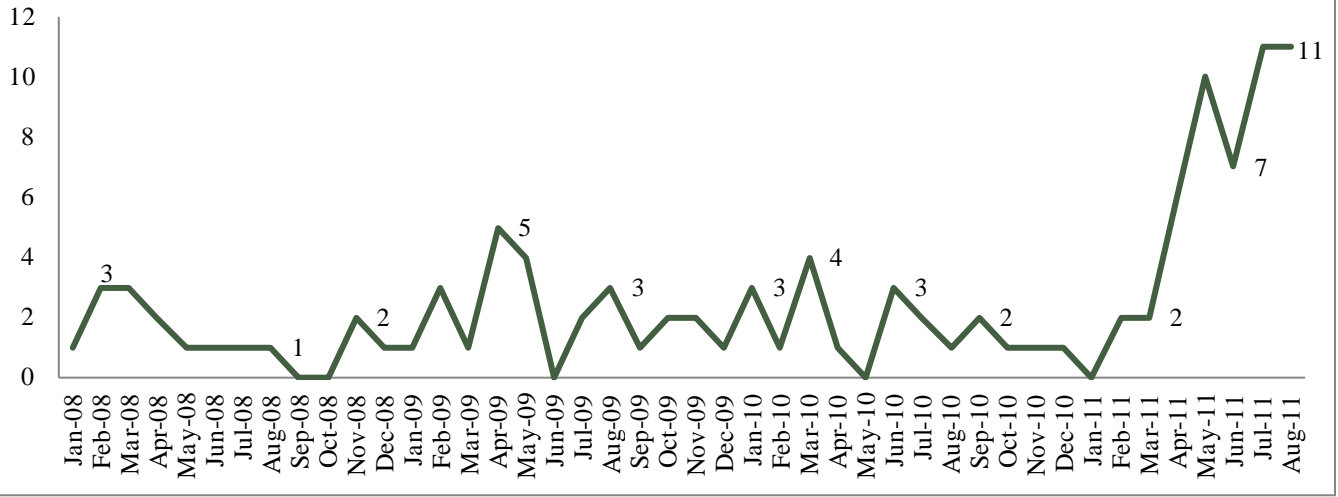
- Periodically, DJS and StateStat review cases at the meetings as a quality assurance measure. DJS reports changes they have made in their protocols based on the reviews. At this meeting, DJS reviewed the case of a youth who was killed while under DJS supervision. There have been concerns about youths who break their HEM and/or GPS units and a DJS will discuss data at the next Stat. DJS was also asked to look into additional consequences for respondents who break their HEM or GPS bracelets.

Victor Cullen

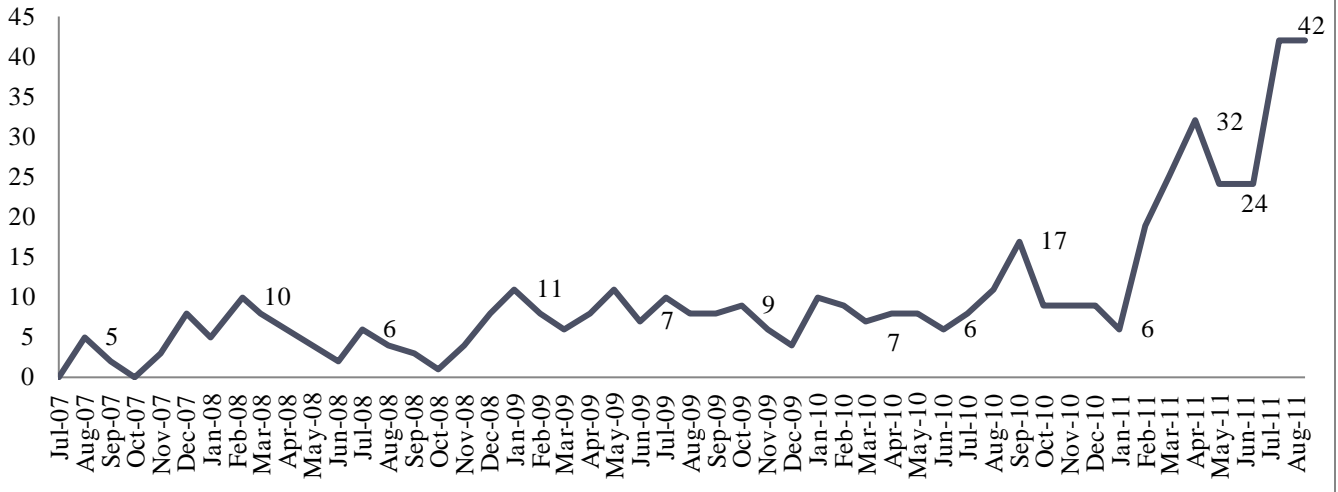
- Victor Cullen.** Concerns mentioned by the Juvenile Justice Monitoring Report (1st Quarter) allowed for discussions at recent Stat meetings about incident rates at Victor Cullen. There were spikes in incidents at the beginning of this calendar year but rates stabilized from March through June. However, in July, as indicated below, incident rates rose in Youth-on-Staff Assaults, Group Disturbances, Use of Seclusion, and Use of Restraints.

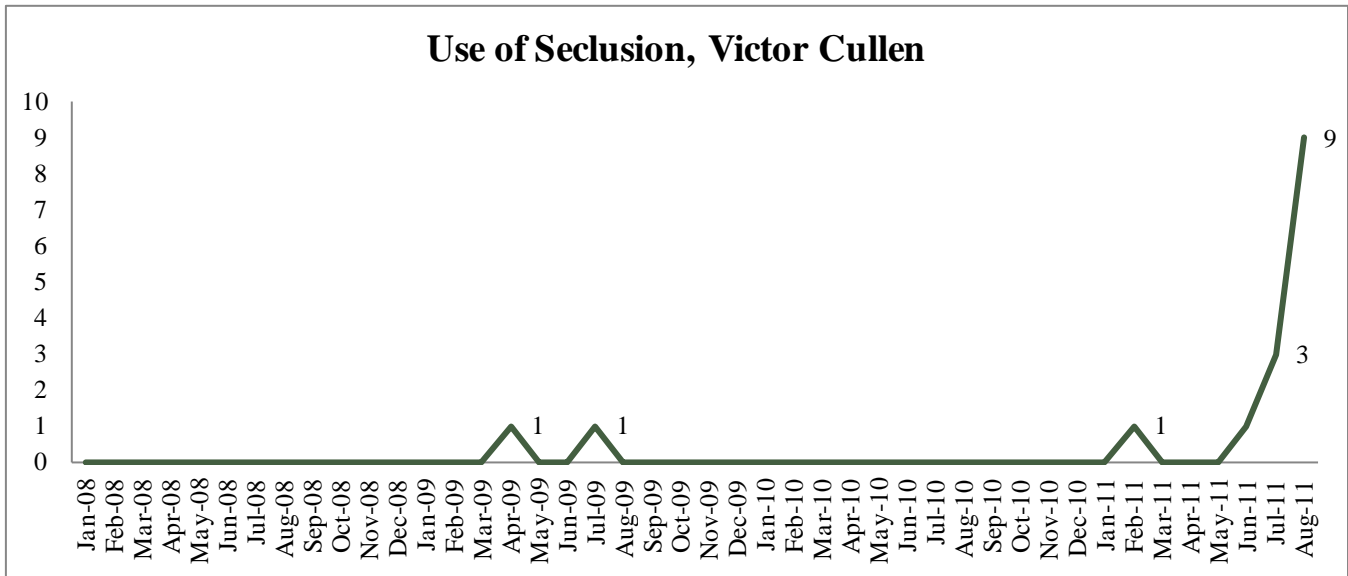
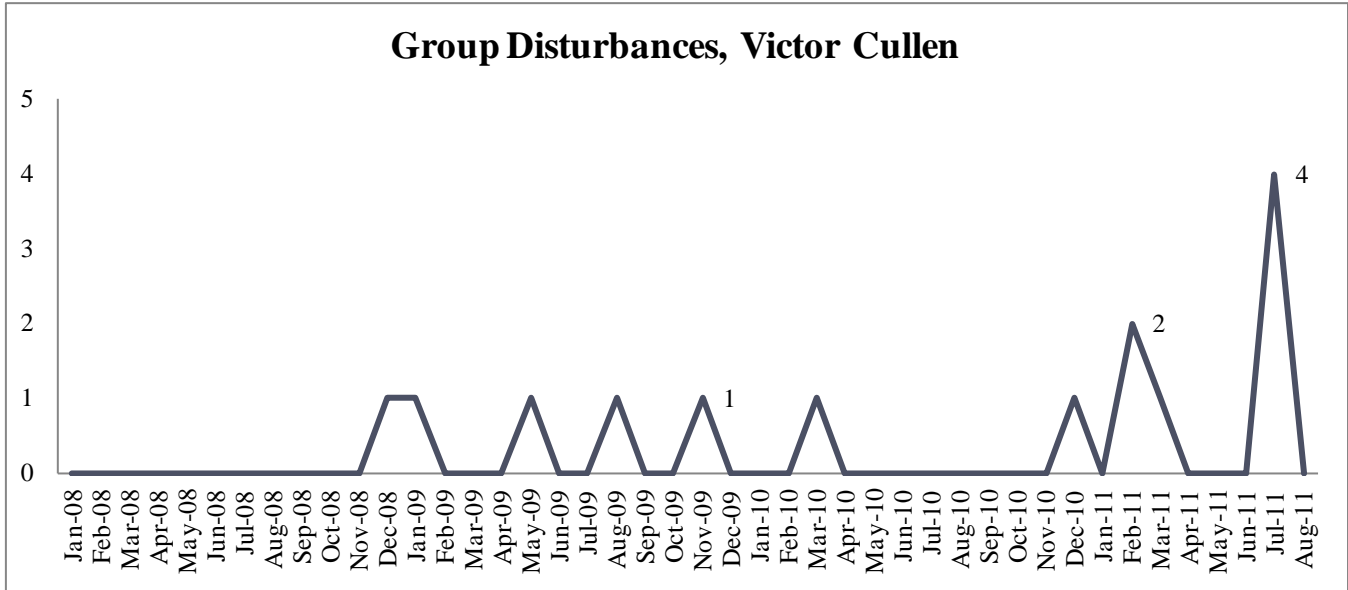
DJS stated that they are in the process of implementing a plan for the facility and a memo was sent to DCoS Catherine Motz highlighting DJS' intentions. The management plan will be implemented in the coming weeks. DJS will be providing updates at subsequent Stat meetings.

Youth-on-Staff Assaults, Victor Cullen



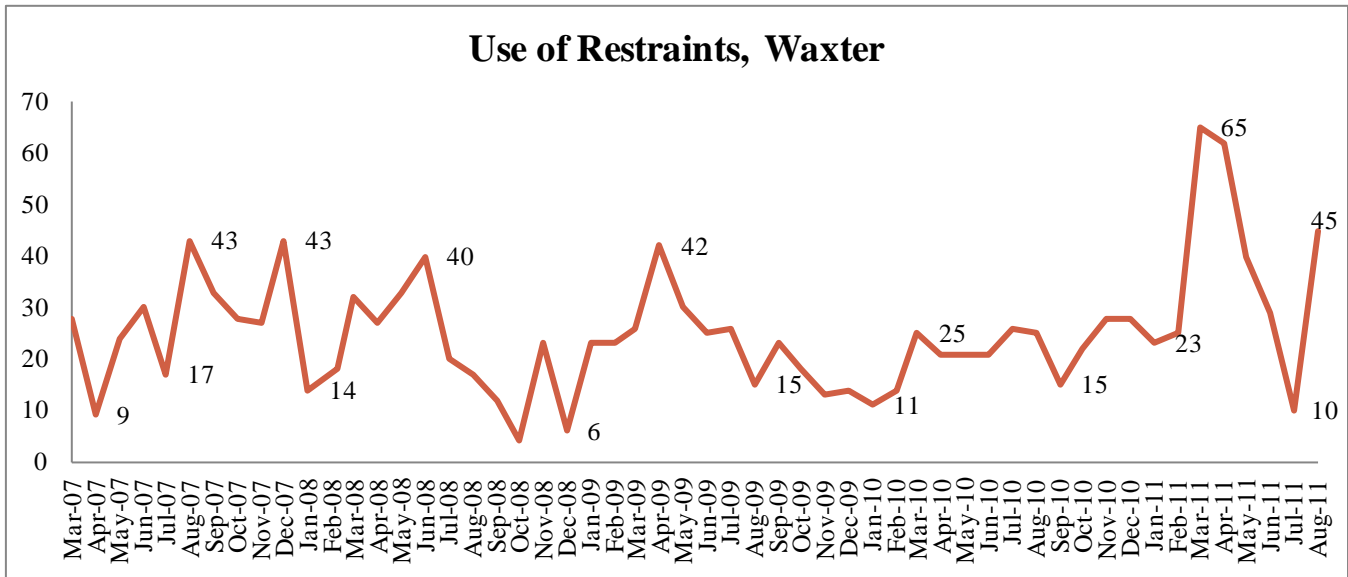
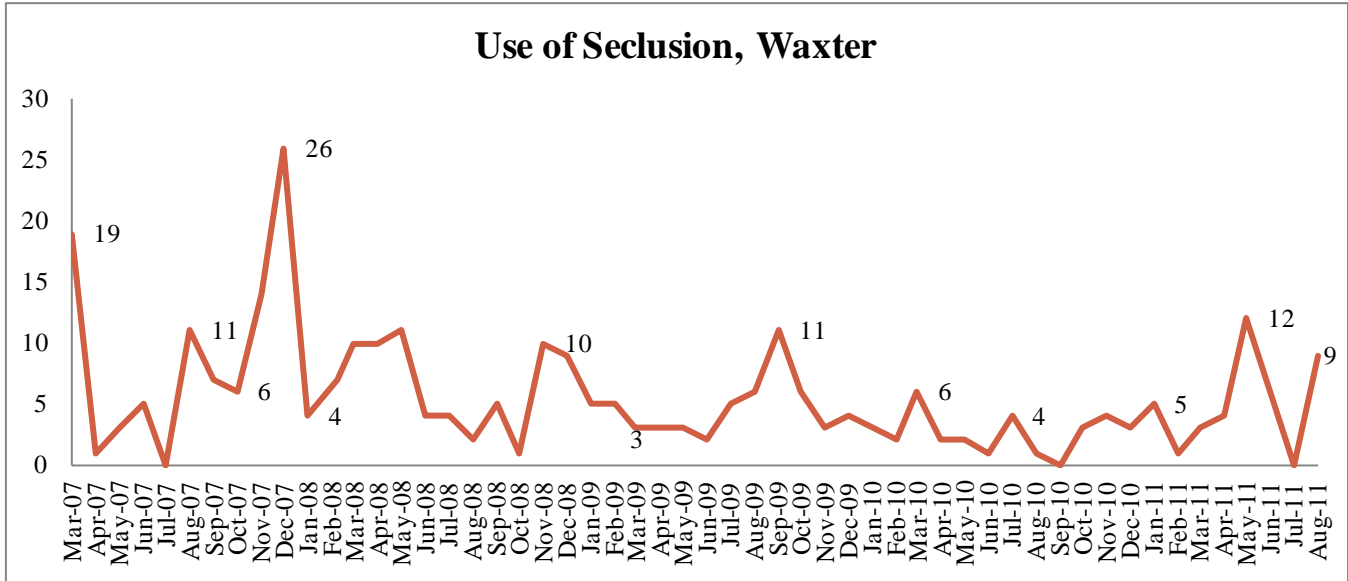
Use of Restraints, Victor Cullen





Placements

- Waxter.** DJS, at the previous Stat meeting, stated that they were moving girls from the committed program at Waxter to the Carter Center by the end of October. The incident rates below indicate that there are still many issues taking place at the facility; especially the Seclusion and Restraint rates for August. DJS stated that the management plan is still on schedule and they are making some cosmetic changes to the Carter Center at this time.



Evidence Based Services

- Utilization.** (GDU Goal 5). The following chart details utilization of Evidence Based Services by DJS through August 26, 2011. The panel will note that utilization of active EBS slots is at **90 percent** (313 filled/347 total active slots). The line graph below shows weekly utilization of EBS slots by both DJS and the slots funded by GOC. DJS and GOC were asked about outcome measures and DJS believes that the outcomes are not where they would like them to be. DJS has some programs that they feel can have similar, if not better, outcomes than EBS. DJS plans to provide a list to StateStat for the next meeting.

Description	Total	MST	FFT	MTFC-A
# of Contracted Slots	375	105	268	2
# of Slots Offline [staff vacancies or slots not online]	28	0	28	0
# of Active Slots	347	105	240	2
% of Contracted Slots Active	93.0%	100.0%	89.6%	100.0%
# of Active Cases/Families	313	92	220	1
% of Active Slots Filled	90.0%	88.0%	91.7%	50.0%
# of Vacancies	34	13	20	1
# of Youths Pending Admission	29	7	22	0
# of Projected Active Youth/Families (Active Youth/Families plus Youth/Families pending admission)	342	99	242	1
% of Contracted Slots Filled	83.0%	87.6%	82.1%	50.0%
Total is as of August 26, 2011				

Provider	County	Outcome	FY11 Qtr 1	FY11 Qtr 2	FY11 Qtr 3	FY11 Qtr 4
Overall		Youth Served	127	132	147	166
		Overall Adherence	0.72	0.82	0.72	0.78
		% Families Completing 1+ TAM-R	54%	70%	72%	75%
		% Youth Report. Adherence > .61	76%	80%	68%	76%