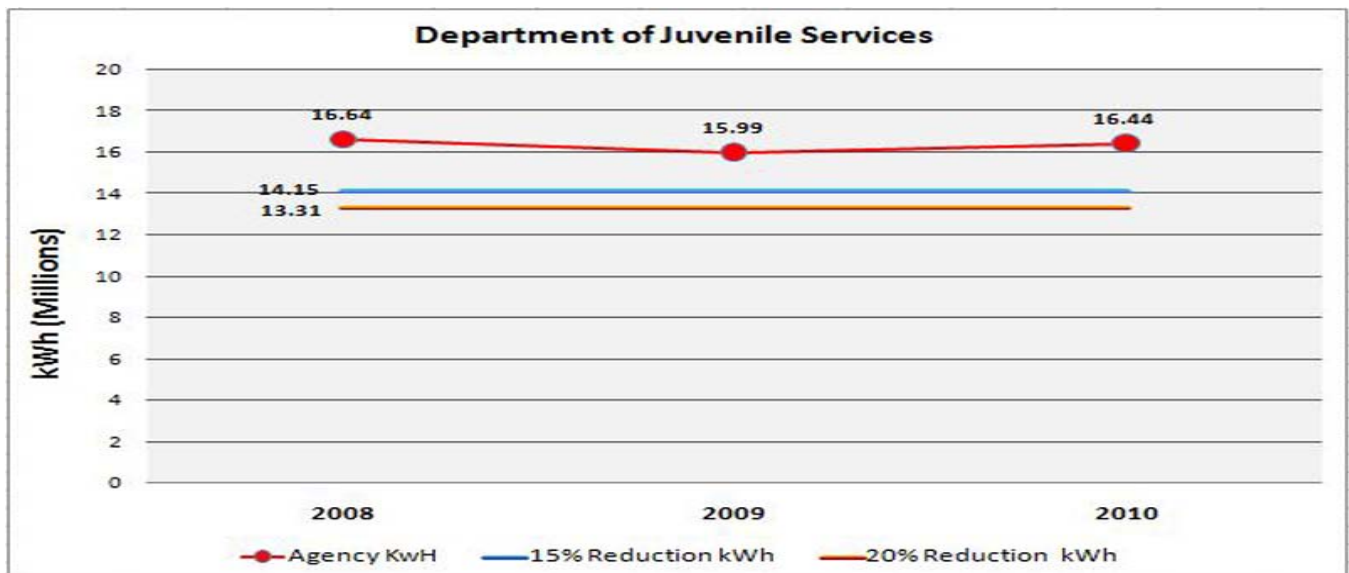
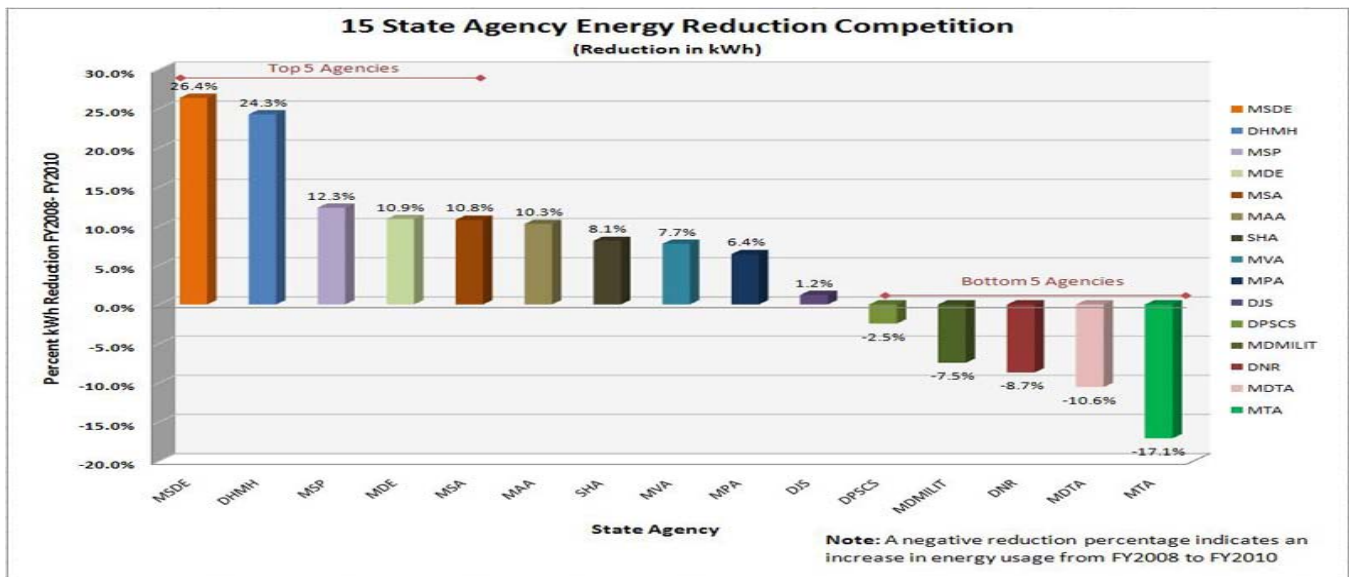


Meeting Summary

Following is a summary of issues discussed at the DJS Stat on December 2, 2011. Analysis is provided by StateStat and the Governor's Delivery Unit (GDU).

Follow-Up

- Energy/Recycling.** It came to the attention of StateStat, during a Department of General Services (DGS) Stat meeting, that there were concerns about heavy energy consumption and the lack of recycling taking place in DJS offices. StateStat was made aware recently that DJS has an overall recycling plan in the works. However, the Maryland Department of the Environment (MDE) has not yet determined if all local DJS offices have written and submitted an individual office recycling plan to the DJS Recycling Coordinator for the coordinator to keep on file. Although there was some confusion regarding the energy plan, DJS does have a recycling plan and is working with a vendor. DJS will provide a completed plan by next meeting.



- **Discussions with the State's Attorney's Office (SAO).** Based upon discussions that have taken place between DJS and the SAO, DJS was asked to provide a list of escapes that have taken place since these discussions and how these matters were handled by the Department; as well as addressing how VPI respondents, who obtain new charges, are being addressed.

DJS reports that since the initial meeting with State's Attorney Bernstein, two follow-up discussions occurred to set the process for the SAO to petition violations on re-offenders and petition Escape 2nd Degree on CD/EM AWOL.

Concerning VOP's of VPI youth, the SAO plans to begin petitioning the court for VPI youth when they are charged with a new offense after Mr. Bernstein issues a letter to the Judiciary advising the Bench of their intentions. SAO Wright anticipates this to begin early December. Concerning EM/CD AWOL's, SAO Wright met with CD operations on 11/16/2011 to further develop the process for charging 2nd Degree Escape. Since that time, 18 Baltimore City youth have AWOLed while on CD/EM. The Department notified the SAO on each warrant request. Petitioning will occur once the SAO receives the DJS 2nd Degree Escape intake decision packets.

This is the agreement with the Baltimore City State's Attorney's Office:

- I. Electronic Monitoring/Community Detention AWOL's -
 - a. Youth eligible: Youth pending an adjudication or disposition hearing and are placed on monitoring equipment in lieu of detention.
 - b. Youth, Parent/Guardian and CD Officer (CDO) sign AWOL acknowledgment prior to placement on CD/EM/GPS equipment an AWOL acknowledgment which indicates an Escape charge will be filed by the SAO if they AWOL.
 - c. If youth is AWOL, CDO requests an affidavit immediately for a Warrant.
 - d. CDO hand delivers the affidavit to the SAO office and to the DJS central office intake which generates the 2nd Degree Escape charge for petitioning.
- II. VOP-
 - a. Baltimore SAO files a Violation of Probation whenever a juvenile who meets the following conditions is charged with a new offense:
 - VPI youth
 - On Probation for a non-CDS felony
 - Youth is "community committed"
 - b. Central Intake provides SAO an ASSIST face sheet which indicates the youth's DJS status for all youth who are received at BCJJC juvenile booking.
 - c. ASSIST face sheet will accompany intake decision sheet for all intake decisions to include a stamp for probation/committed when SAO is not on duty.
 - d. SAO consults with DJS Case Management to determine if the youth is positively abiding by the terms of supervision. If youth is also in violation of ordered terms such as school, treatment, employment or other those violations will be included in the Petition.
 - e. The Department will be prepared to offer a Disposition recommendation at the VOP Hearing.

By the next Stat meeting, DJS will follow-up with Washington College to get help with VPI mapping.

- **Southern Maryland Facility.** At the previous Stat, DJS stated that they are working with Southern Maryland to see how a new detention facility can be built in Waldorf despite the fact that there is a growth plan and a light rail project that are in the works in St. Charles County. DJS is continuing search for other sites, while revisiting previous sites that were disregarded. Another location owned by Charles County in is being visited today.

Placements

- **J. DeWeese Carter Center.** At the beginning of November, DJS moved girls from the committed program at the Waxter facility to the Carter Center in Kent County. The males who previously occupied the Carter Center were moved to the Lower Eastern Shore facility concurrently. The capacity for the girls program at Carter is 14 girls; they currently have 8 in the program. This worker made a visit to the facility on 11/30/11 and although the program is in its early stages of implementation, this worker was impressed by how the program is being run; in comparison to the Waxter program.

The Assistant Superintendent provided the tour of the facility. Although the facility is small, there is plenty of room for the residents and this worker noticed that the facility was painted recently. Other cosmetic changes include floors being replaced and bathrooms are in the process of being redone. The picture below shows a game room and there are two in the facility. Both rooms look similar; however, one contains a library. The Assistant Superintendent indicated that a book club, through MSDE, would be taking place in the future in the library room. A local author would conduct the book club and all girls in the program will be eligible to participate.



The Assistant Superintendent stated that the management plan is based upon the “Challenge” philosophy. Girls, upon entrance into the program, are told to write an autobiography and what they hope to gain from the program. Another difference between this program and Waxter is that girls in the program are given responsibilities that help to keep the facility clean (responsibility board shown below). The therapeutic

component is based on the “7 Challenges Program”. A therapist at the program indicated that girls are receiving more therapy at Carter in comparison to Waxter.



The bedrooms in the program look similar to the ones that were in place at Waxter. The Assistant Superintendent indicated that since the program is in its early stages, the rooms were bare and he was hoping that there would be bins delivered where the girls can keep various items (clothes, books, sheets).

Upon entrance into the facility, there is a common area that serves as a meeting and dining area. The Assistant Superintendent stated that food is brought over from the facility next door to Carter and there were three hot meals per day. The common area is also used for daily meetings that take place which the girls in the program run. This type of meeting did not take place at Waxter and the girls use the time to talk about their day, discuss achievements, and address grievances. A staff member monitors the meeting but is told not to participate.

This worker asked the Assistant Superintendent about extracurricular programs that take place and he indicated that there is an equestrian outing, visits by foster grandparents, and they will slowly incorporate outings as time passes. During breaks, the residents can read, play video games, and watch movies. There is also a portion of the day where the residents can exercise and this includes stretching and yoga. The picture below shows the workout.



The picture below shows a blacktop area where the girls can exercise and play sports and the building in the background is the school. Pictures of the classrooms were not taken due to students participating in class but the school was very clean, well supervised, and quiet. MSDE runs the school program and the Assistant Superintendent indicated that two of the girls who are currently in the program are on the verge of taking their GED tests. When introduced to one of the students, this worker noted that the student was very happy to be at Carter and she stated that she would like to tell the Governor that she is happy that she is in a “real program”.



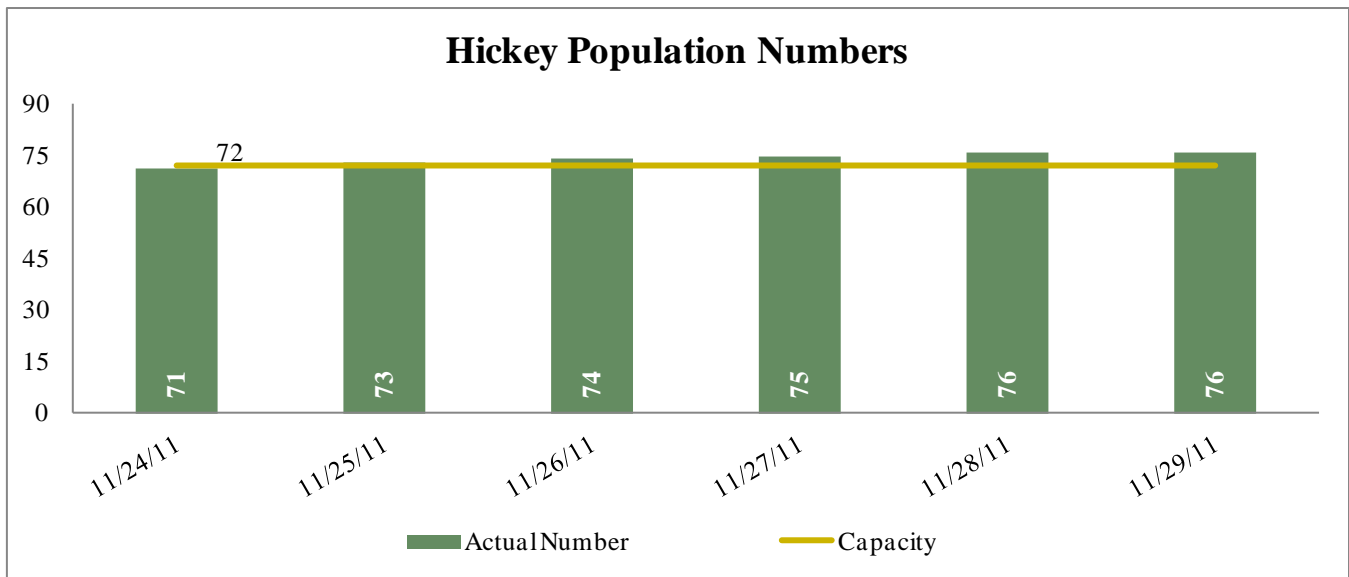
To date, all girls have been successfully transferred in to the Carter Center and all staff has received three weeks of appropriate training.

- **Girls in Residential Treatment Centers (RTC).** According to the Daily Population Report from 12/1/11, there are 49 girls in RTCs out of a total of 170 youths. If the New Directions program is not taken into

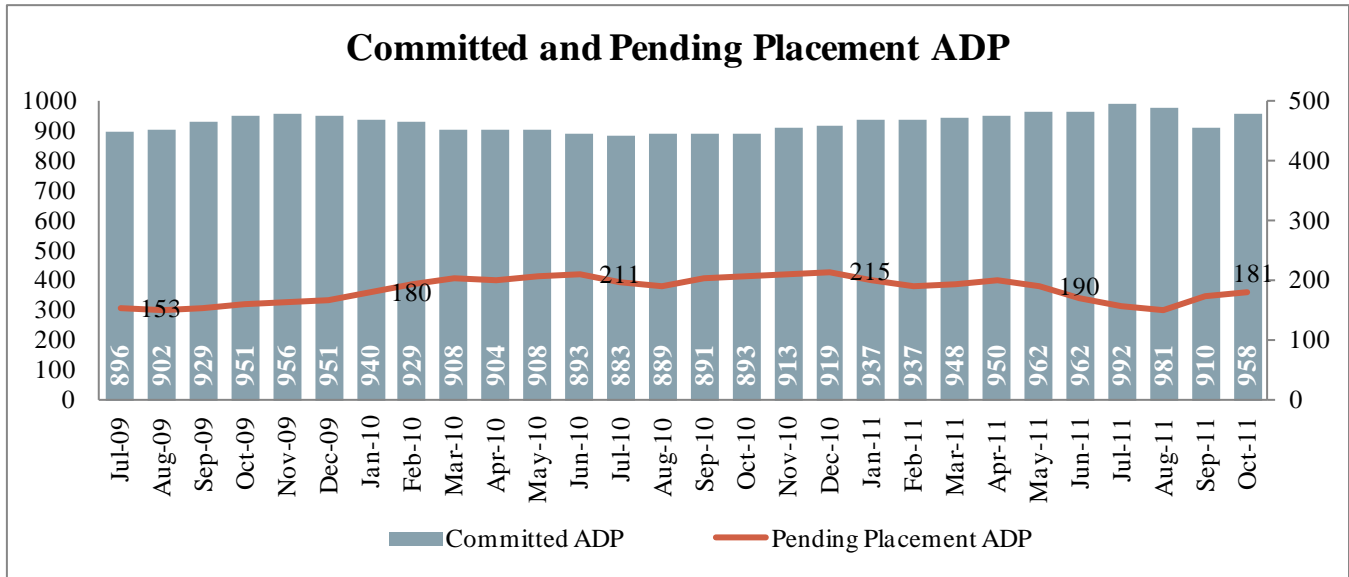
consideration, almost half of the total population in RTCs consists of girls. This is a problematic metric considering that girls are only 14 percent of the whole committed DJS population. In the meeting, DJS clarified that in general girls have a higher rate of abuse in their history and are more likely to run away which might be reasons for higher rates of girls in RTC.

Residential Treatment Centers		
	Male	Female
New Directions	22	
Other In-state Per Diems	89	49
Out-of-state Per Diems	10	0
Total Contracted	121	49

- Hickey Population.** Although DJS has been doing a good job in keeping the population down at all of their detention facilities, as indicated below, Hickey has been over capacity for several days. At the previous Stat, DJS stated that Hickey was at capacity and that they were working to keep the population low. To date, Hickey is at 75.



- Pending Placement.** The chart below shows the average daily population for youths that are committed as well as those pending placement. DJS was asked to provide a timeline for the “Assessment Center” as well as goals and actions for what will be done to reduce the pending placement population. DJS was also asked to provide the total number of out-of-state non-secure youth who would have been placed at Victor Cullen had they not been sent elsewhere. By next meeting, DJS will provide a timeline on what the department plans on doing about pending placement population.



Homicides

- Youth Killed while under DJS Supervision.** The chart below illustrates youth killed under DJS supervision. As indicated, the 2011 to date rate is ahead of the 2010 rate. More startling is the fact that there have been five VPI youth killed this year so far as opposed to zero in 2010. DJS indicated that the VPI total has increased tremendously over the past year but they hope to look into increased supervision for the VPI youth.

Youth killed while under DJS supervision (7-21), including youth with open warrants (to date).	2010	2011	Percent Changed
Total	7	9	29%
Ages 7-17	6	5	-17%
Ages 18-21	1	4	300%
Youth under dual supervision	0	0	NC
VPI /OSK Youth killed	0	5	NC