

Meeting Summary
StateStat website, July 20, 2009

Agency: DHR

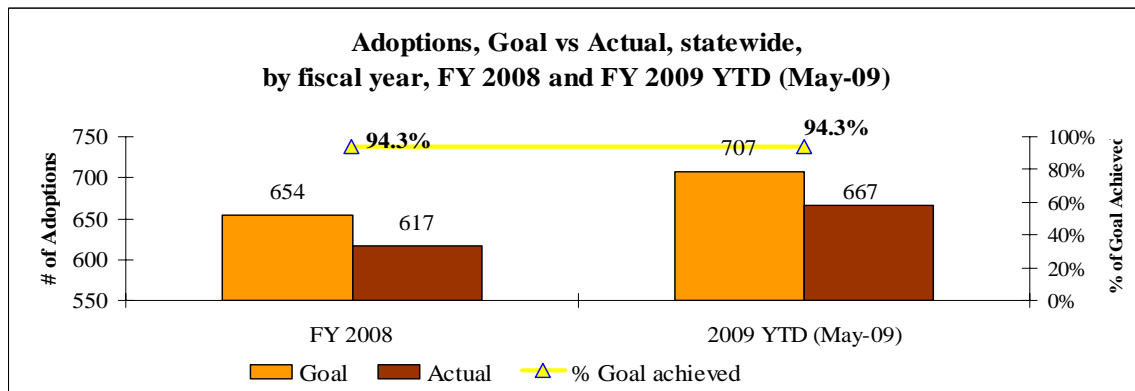
Date of Meeting: July 17, 2009

Template: Vol IV, No. 2

Following is a summary of issues discussed at the DHR Stat on July 17, 2009. Analysis is provided by StateStat and the Governor's Delivery Unit (GDU).

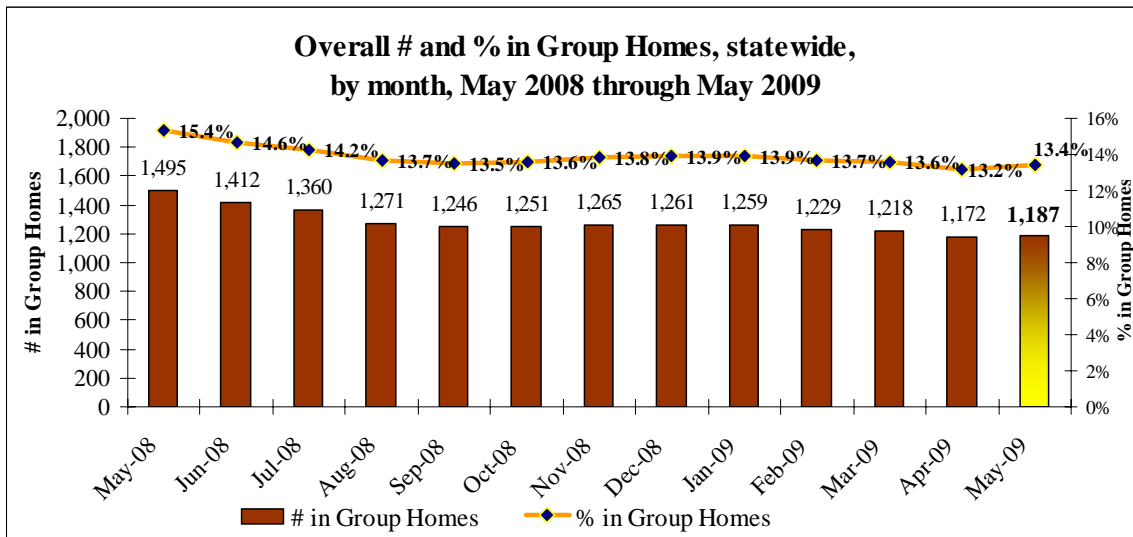
General Discussion

- **Adoptions.** The Department reported that at the end of FY 2009, they surpassed the total statewide goal that they set of 707 adoptions. Although it was not indicated in the template, there were 773 total statewide adoptions in FY 2009- a 25% increase in a three-year period. The chart below shows data through May of 2009 and the total number of adoptions had already equaled the amount for all of FY 2008.

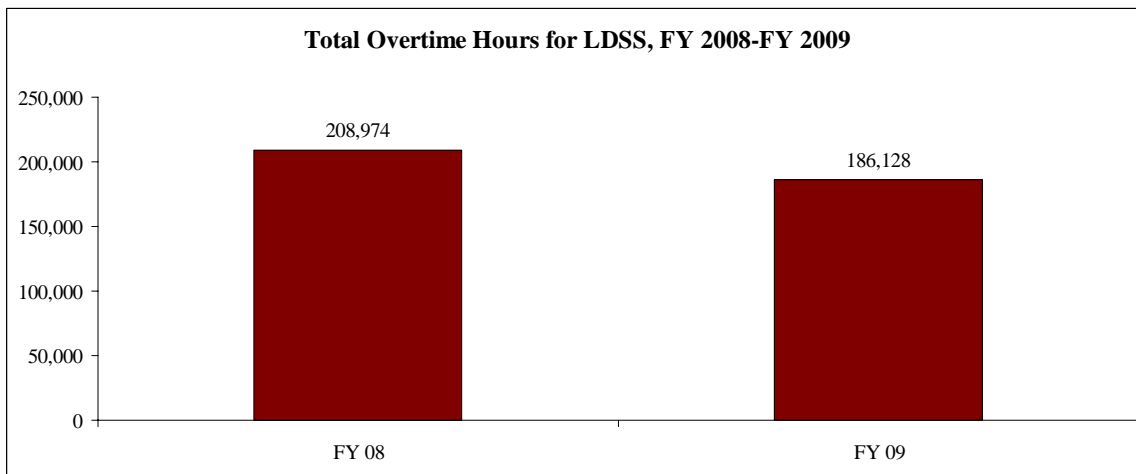


- **LJ versus Massinga.** The Department gave a PowerPoint presentation showing their exit plan in terms of LJ vs. Massinga. They indicated five outcome areas, which included, preservation and permanency planning, out-of-home placements, healthcare, education, and workforce as areas in which measurable indicators, or exit standards had been set.
- **DHR Social Workers in the Schools.** Molly McGrath, from BCDSS, reported that every school in Baltimore City had members of a network team in place. The network includes social workers and clinicians who would be assigned to certain schools and they would train school staff to observe the warning signs of children in need of services.
- **SNAP Payment Error Rates.** DHR, at the next StateStat meeting, will discuss what methods are being taken to reduce the error rates.

- Group Home Placements.** Over the course of the *PlaceMatters* initiative, DHR has achieved demonstrable progress in terms of reducing group home placements. Over the last 13 months (May-08 to May-09), the % of children placed in group homes has decreased from 15.4% to 13.4%. Despite this progress over the last year, DHR reported a slight increase in group home placements in May 2009, as shown in the following chart.



- Overtime.** The chart below shows that there has been an 11% decrease in total overtime hours at LDSS from FY 2008 to FY 2009.



Update on GDU Items

- The GDU discussed the idea of reporting data through a dashboard method. They asked that DHR self-assess themselves in terms of gauging progress on departmental actions and sub-goals as part of the GDU Goals and Actions Framework.