

DPSCS Meeting Summary
StateStat website, August 6, 2009

Agency: DPSCS/DPP & DPDS

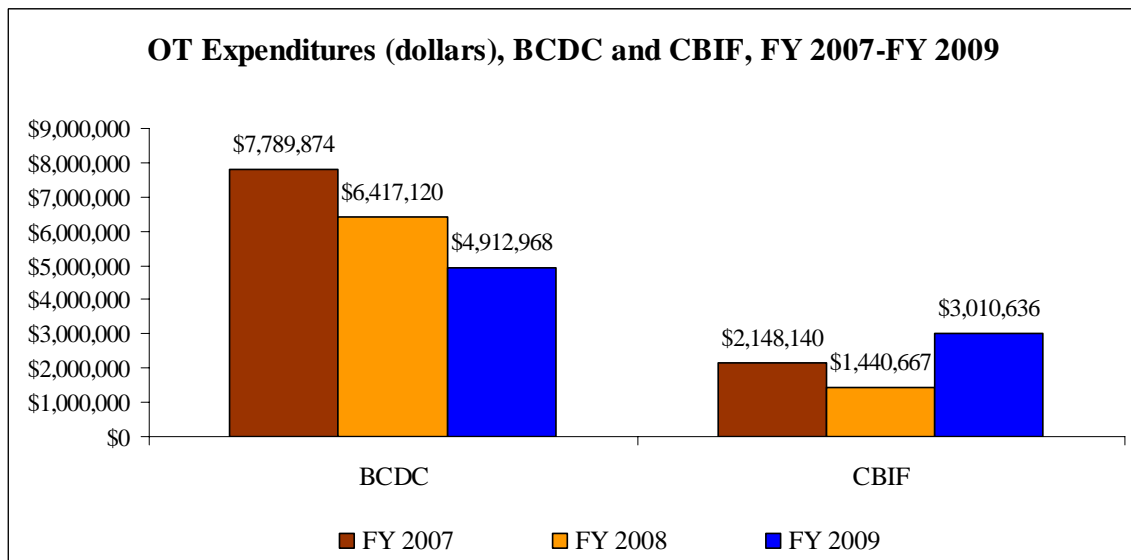
Date of Meeting: July 23, 2009

Template: Vol IV, No. 2

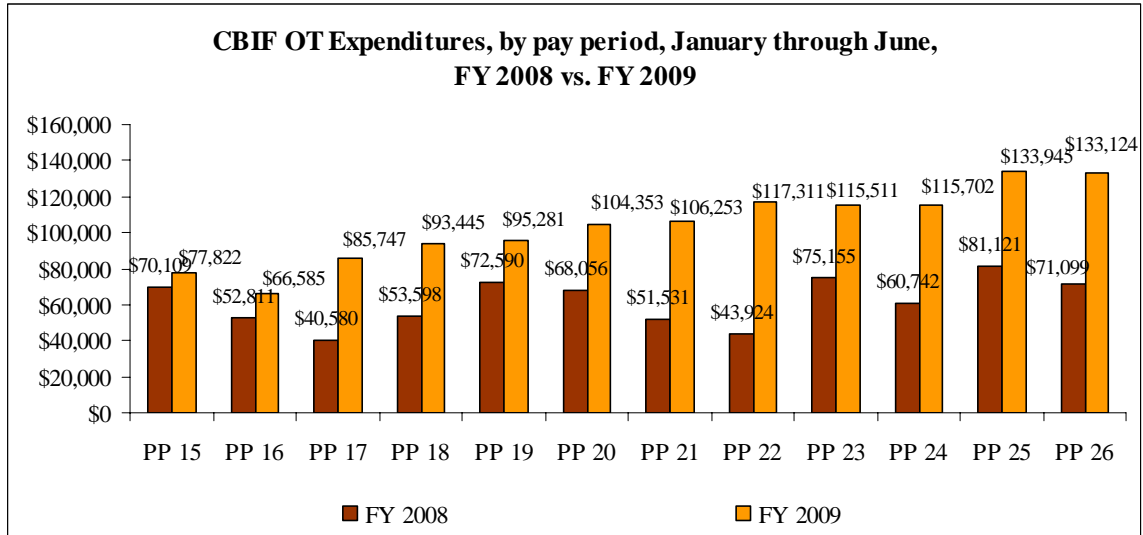
Following is a summary of issues discussed at the DPSCS—DPP/DPDS Stat on July 23 2009. Analysis is provided by StateStat and the Governor’s Delivery Unit (GDU).

General Discussion

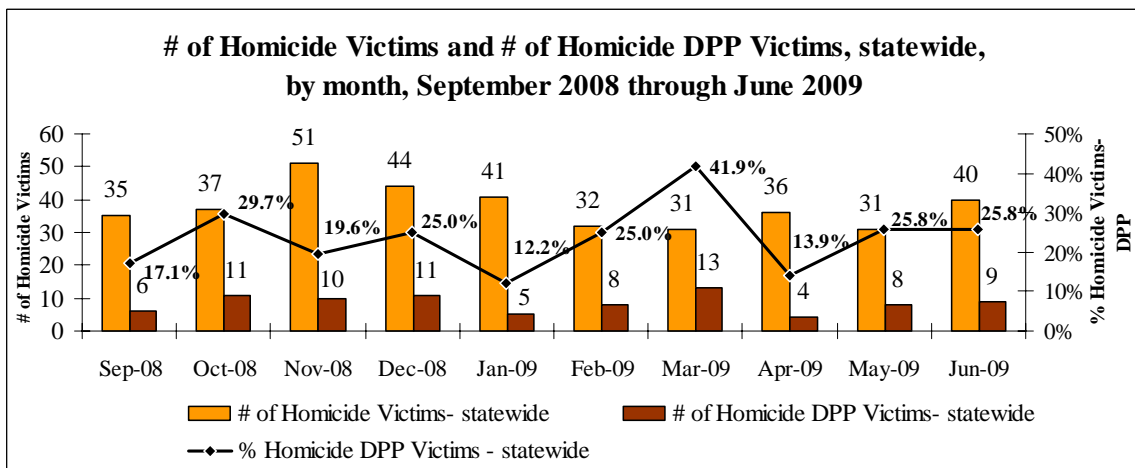
- **Overtime at DPDS.** The Department provided an update on its efforts to reduce overtime at DPDS facilities. The following chart shows OT expenditures at DPDS facilities for FY 2007-FY 2009.



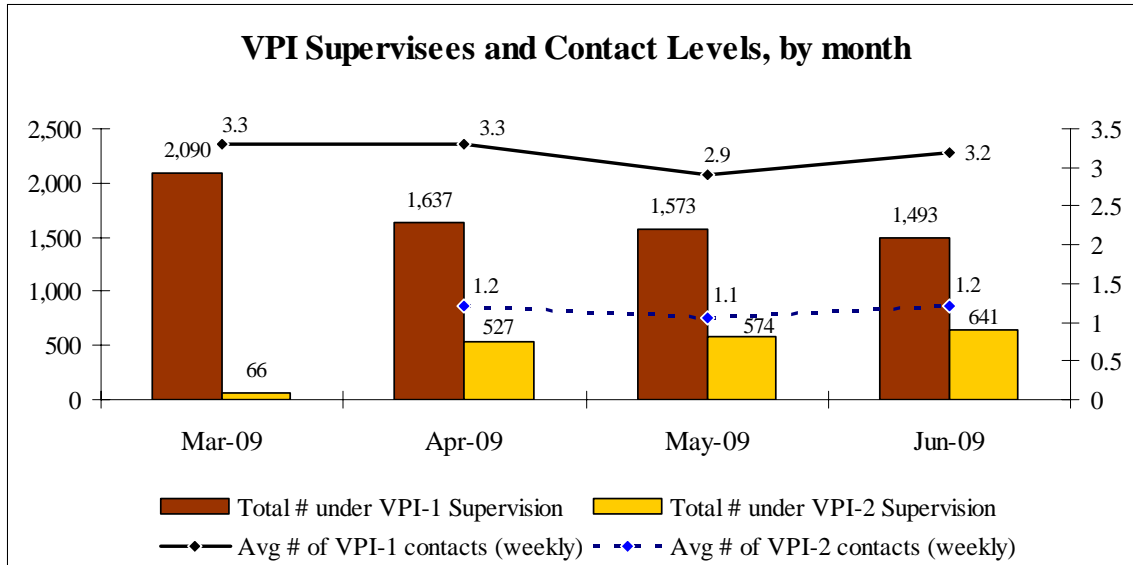
- An area of particular focus has been overtime at Central Booking and Intake, where overtime expenditures have been higher than previous fiscal years. The following chart shows CBIF OT expenditures by pay period, FY 2008 versus FY 2009:



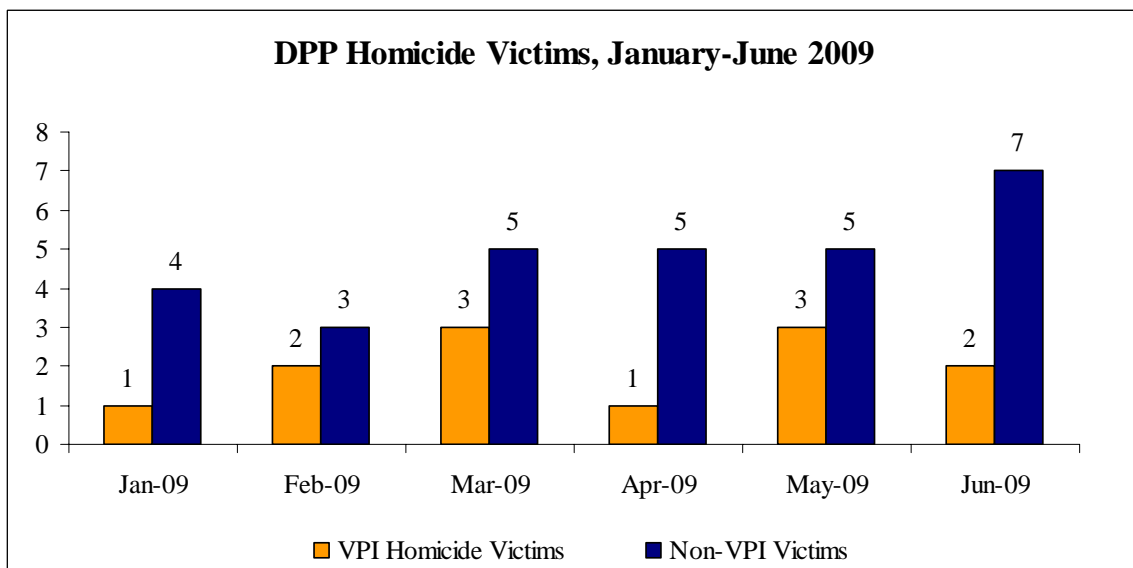
- Violence Prevention Initiative.** One goal of VPI is to reduce the number of offenders who are killed or shot under VPI supervision. The following charts show the number of homicide victims statewide as well as overall DPP supervisee victimization through June 2009.



- One goal of VPI is to provide regular face-to-face contacts with supervisees. Recently, the Department split the program in to VP1 and VP2 to provide better resources. VP1 requires three weekly contacts, VP2 requires one weekly contact. The following chart shows the number of individuals in each level of supervision and the average number of weekly contacts made, helping ensure that policies and procedures are being followed at DPP field offices.



- In addition, the panel and Department regularly review homicide victims and suspects for both VPI supervisees and regular DPP supervisees to make sure policies are followed and discuss potential strategies for improving supervision results. The following charts show the number of DPP homicide victims and homicide suspects, January through May 2009.



DPP Homicide Suspects, January-June 2009

