

Meeting Summary
StateStat website, July 20, 2009

Agency: DJS

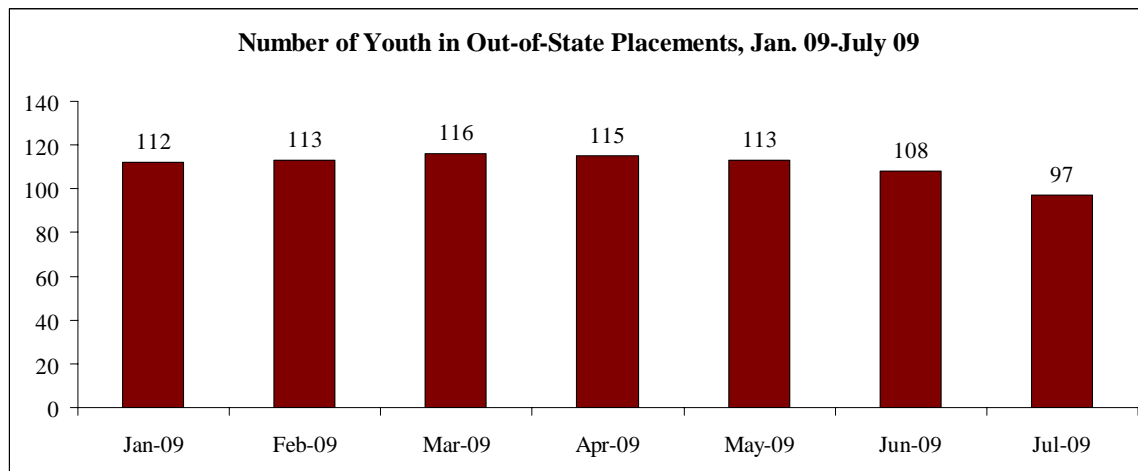
Date of Meeting: July 17, 2009

Template:

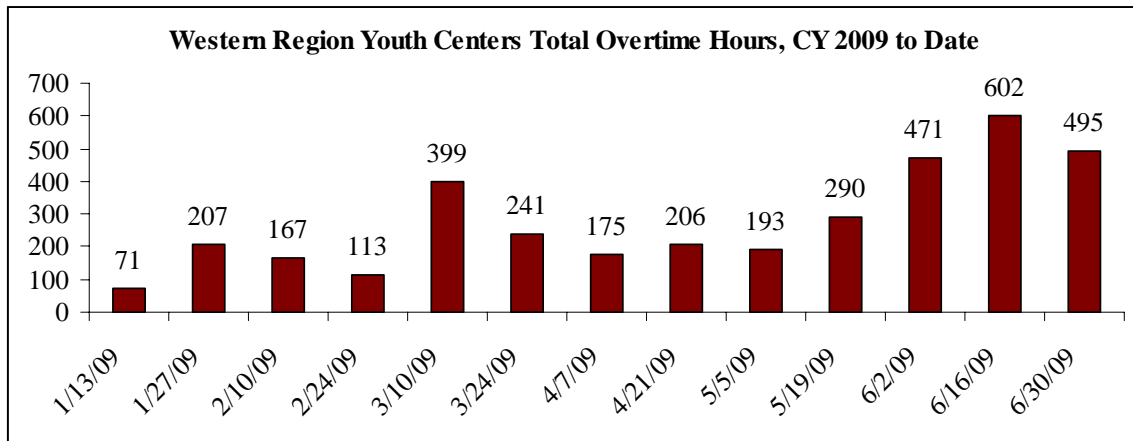
Following is a summary of issues discussed at the DJS Stat on July 17, 2009. Analysis is provided by StateStat and the Governor's Delivery Unit (GDU).

General Discussion

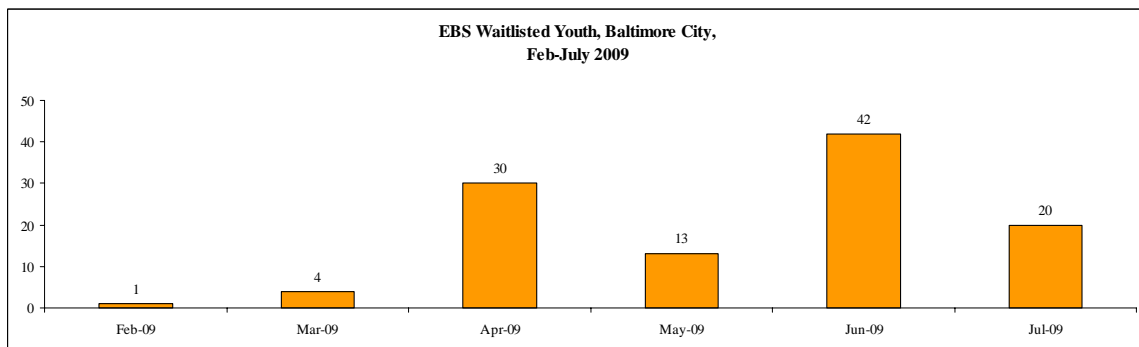
- **CRIPA.** DJS was asked to discuss CRIPA regulations and a plan was signed on June 25, 2009. A lead monitor must develop a plan that shows achievable steps and goals and this plan will be submitted to DOJ by August 10, 2009.
- **Out-of-State Youth.** As shown in the chart below, DJS reports that they are at below 100 youths in out-of-state placements since 1997.



- **DJS Truancy Initiative.** DJS reported that over the last two years, DJS has had access to attendance records of children in Baltimore City schools. DJS is working with all other jurisdictions as well. Montgomery County and Prince George's County are trying to work with DJS but confidentiality issues are creating a barrier.
- **Overtime.** DJS was asked at the previous StateStat meeting to discuss the high amount of overtime hours at the Western Region Youth Centers. By the end of June 2009, the hours began to decrease (as shown in the chart below) and DJS reports that this is due to the fact that there are not as many youth placed at the facility as in previous months.



- EBS Utilization.** At the last StateStat meeting, DJS was asked to comment on the fact that 42 children were waitlisted in Baltimore City in terms of EBS utilization. As of July 10, 2009, and as seen in the chart below, the waitlist was down to 20 youth waiting.



Update on GDU Items

- The GDU discussed baseline information for departmental subgoals. The chart below indicates deliverables and the suggested baseline.

GDU #	Dept	Deliverables	Suggested Baseline
II	GOCCP	Reduce Violent Crimes Committed Against Women and Children by 25% by 2012	
B	DJS	Increase Evidenced-Based Practices by 25% for Youth in the Community	Jan. 2007: 106 FFT slots in Baltimore City.
C	DJS	Decrease Out of State Placement of Youth by 20% by 2010 and 50% by 2011	Jan. 2007: Zero Instate Secure Committed Treatment Male Capacity Jan. 2007: 156 Instate Staff Secure Capacity
D	DJS	Reduce # of Youth in Group Homes by 20% by 2010 and 30% by 2011	July/Aug/Sept. 2008: 541
E	DJS	Increase # of Youth Leaving DJS Facilities with Mentors	Jan. 2007: Zero